



Booklet available in English on
Livret disponible en français sur
Folleto disponible en español en



WE'RE MAKING OUR PACKAGING MORE SUSTAINABLE

We're transitioning from single-use plastic to paper-based packaging. As we progress, you may find a mix of paper and plastic in our boxes.

NOUS RENDONS NOS EMBALLAGES PLUS DURABLES

Nous passons des emballages en plastique à usage unique aux emballages à base de papier. Durant la transition, vous pourriez trouver un mélange de papier et de plastique dans nos boîtes.


QUEREMOS HACER MÁS SUSTENTABLES NUESTROS MATERIALES DE EMBALAJE

Estamos cambiando las bolsas de plástico desechables por bolsas con base de papel. Conforme avanzamos en este propósito, puedes encontrar una mezcla de papel y de plástico en nuestras cajas.


LEGO.com/sustainable-packaging

LEGO® VIP

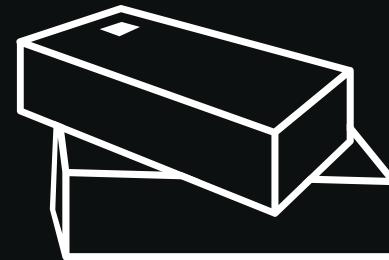

- 1.** SIGN UP
INSCRIVEZ-VOUS
REGÍSTRATE



- 2.** EARN POINTS
FOR PURCHASES
GAGNEZ DES POINTS
POUR VOS ACHATS
GANA PUNTOS POR
TUS COMPRAS



- 3.** REDEEM POINTS FOR REWARDS, EXPERIENCES,
DISCOUNTS & MORE
ÉCHANGEZ DES POINTS CONTRE DES RÉCOMPENSES,
DES EXPÉRIENCES, DES RÉDUCTIONS ET PLUS ENCORE
CANJEA PUNTOS POR RECOMPENSAS, EXPERIENCIAS,
DESCUENTOS Y MUCHO MÁS





Meet the fan designer

Belgian fan designer Amber Veyt (LEGO® Ideas name TheAmbrinator) is a lifelong magic and LEGO fan and a passionate designer at heart. She loves drawing and gaming, and in 2021 she participated in the Dutch/Belgian LEGO Masters TV show.

“When I was little, my parents gave me lots of LEGO sets, and I’ve always loved the limitless creations I could make with them. LEGO building is still a big part of my life and a great passion of mine. I’ve always been a huge fan of Disney’s *Hocus Pocus*. I watch it every year and still love it. The Sanderson Sisters’ cottage is full of details and almost a character of its own in the story and I thought it would make a great LEGO set. I had previously submitted a Disney *Hocus Pocus*-inspired set to the LEGO Ideas website, reaching 10,000 supporters, but I decided to upgrade my ideas for the house to make it more playable. I started over from scratch and applied new techniques and design details to the new version. It took several months, but using digital design programs really helped. The hinges in the house and the watermill were the most challenging to recreate. Movable objects are

just really difficult for some reason! The outfits, minifigure faces and decorations were so much fun to design. When I shared the final model on Instagram and Facebook, a lot of fans helped me share it and spread the word (THANK YOU!). A few people from the original Disney *Hocus Pocus* cast even shared it. That was a dream come true. I was just ecstatic when this version gained enough support and was approved as an official set! I hope both Disney’s *Hocus Pocus* and LEGO fans will have fun building and playing with the house and the colorful characters.”



Rencontre avec la conceptrice amatrice



La conceptrice amatrice belge Amber Veyt (pseudo LEGO® Ideas : TheAmbrinator) est une amatrice de magie et de LEGO depuis toujours, et une créatrice passionnée dans l'âme. Elle adore le dessin et les jeux vidéo, et en 2021, elle a participé à la série télévisée néerlandaise/belge LEGO Masters.

« Quand j'étais petite, mes parents m'ont offert beaucoup d'ensembles LEGO, et j'ai toujours aimé les créations illimitées que je pouvais réaliser avec eux. La construction LEGO est toujours une part importante de ma vie et une grande passion pour moi. J'ai toujours été une grande admiratrice du film *Abracadabra* de Disney. Je le regarde chaque année et je l'aime toujours autant. La chaumière des sœurs Sanderson est pleine de détails et constitue presque un personnage à part entière dans l'histoire; j'ai donc pensé qu'elle ferait un superbe ensemble LEGO. J'avais déjà soumis un ensemble inspiré du film *Abracadabra* de Disney sur le site de LEGO et j'avais reçu 10 000 votes, mais j'ai décidé d'améliorer mes idées pour la maison afin de la rendre plus adaptée au jeu. J'ai



recommencé à zéro et appliqué de nouvelles techniques et de nouveaux détails de conception à la nouvelle version. Cela m'a pris plusieurs mois, mais l'utilisation de programmes de conception numérique m'a vraiment aidée. Les charnières de la maison et du moulin à eau ont été les plus difficiles à recréer. Je ne sais pas pourquoi, mais les objets mobiles sont vraiment compliqués ! Les tenues, les visages des figurines et les décorations ont été tellement amusants à concevoir. Lorsque j'ai dévoilé le modèle final sur Instagram et Facebook, de nombreux amateurs m'ont aidée à le partager et à faire passer le mot (MERCI !). Quelques personnes de la distribution originale du film *Abracadabra* de Disney l'ont même partagé. C'était un rêve devenu réalité. J'étais absolument enchantée lorsque cette version a reçu suffisamment de votes et a été approuvée pour devenir un ensemble officiel ! J'espère que les amateurs d'*Abracadabra* de Disney et de LEGO prendront plaisir à construire et à jouer avec la maison et les personnages colorés. »

Conoce al fan diseñador

Entusiasta de la magia y la construcción con LEGO de toda la vida, la fan diseñadora belga Amber Veyt (conocida en LEGO® Ideas como TheAmbrinator) siente una profunda pasión por el diseño. Le gusta dibujar y jugar videojuegos, y en 2021 también participó en la edición holandés-belga de la serie para televisión LEGO Masters.

“Cuando era pequeña, mis padres me regalaban montones de sets LEGO. Algo que siempre me encantó fue que no había límites para lo que yo pudiera crear con ellos. Construir con LEGO sigue siendo una parte muy importante de mi vida y una de mis mayores pasiones. Siempre he sido una gran fan de *Abracadabra*, la película de Disney. La veo todos los años y no deja de gustarme. La cabaña de las hermanas Sanderson está llena de detalles, y es casi un personaje más por derecho propio. Eso es lo que me hizo pensar que sería fantástico recrearla en formato LEGO. Ya había cargado un set inspirado en Disney *Abracadabra* al sitio web de LEGO Ideas, que alcanzó los 10.000 votos. No obstante, decidí actualizar el concepto de

la casa para que fuera más fácil jugar en ella. Volví a empezar desde cero usando nuevas técnicas e incorporando detalles frescos al diseño de la nueva versión. Si bien el uso de programas de diseño digital fue de gran ayuda, el proceso se prolongó por varios meses. Las partes más difíciles de recrear fueron las bisagras de la casa y el molino de agua. Por alguna razón, ¡los objetos móviles representan un gran desafío! Por otra parte, diseñar los atuendos, las caras de las minifiguras y los adornos fue muy divertido. Cuando compartí el modelo final en Instagram y Facebook, muchos fans me ayudaron a difundirlo y a correr la voz (¡GRACIAS A TODOS!). Incluso algunas de las personas que formaron parte del elenco de Disney *Abracadabra* lo compartieron. Fue un sueño hecho realidad. ¡No podía creerlo cuando me enteré de que el modelo había alcanzado los votos necesarios e iba a convertirse en un set oficial! Espero que los fans tanto de Disney *Abracadabra* como de la construcción con LEGO se diviertan construyendo y jugando con la casa y los coloridos personajes”.



“It’s just a bunch of Hocus Pocus!”

I *tch-it-a-cop-it-a, mel-a-ka-mys-tic-a...* Ooh, Halloween. The holiday that invites us to dwell on our darker side and embrace the mysterious, messy and macabre, the grim and grotesque. All for fun and thrills, of course! But did you know the celebration most likely traces back to an ancient European tradition? *Sambain*, a 2,000-year-old Celtic feast, took place after the harvest and honored the spirits of lost ones who were believed to reappear just this one solemn night a year, lingering in the realm between the living and the dead. Over time, Catholic saints were honored on what became All Hallows’ Eve, which evolved into an evening to celebrate all our dearly departed – and to thwart off the not-so-dear in life and still feared in death: the cunning conjurers of dark magic and witchcraft. It’s the perfect recipe for an imagination-enhancing potion!

« Tout ça, c’est qu’un ramassis de supercheries. »

I *tch-it-a-cop-it-a, mel-a-ka-mys-tic-a...* Oh, l’Halloween. La fête qui nous invite à découvrir notre côté le plus sombre et à savourer le mystère, le désordre et le macabre, le sinistre et le grotesque. Tout cela pour le plaisir et les frissons, bien sûr ! Mais saviez-vous que cette fête remonte très probablement à une ancienne tradition européenne ? *Sambain*, une fête celtique vieille de 2 000 ans, avait lieu après les moissons et honorait les esprits des personnes disparues qui étaient censées réapparaître en cette nuit solennelle une fois par an, errant dans le royaume entre les vivants et les morts. Peu à peu, les saints catholiques ont été mis à l’honneur à l’occasion de ce qui est devenu la veille de la Toussaint, qui s’est transformée en une soirée destinée à célébrer tous nos chers disparus – et à repousser ceux qui étaient peu appréciés de leur vivant et toujours craints après leur mort : les adeptes de la magie noire et de la sorcellerie. C’est la recette parfaite pour une potion qui stimule l’imagination !

La máxima expresión de la magia

I *tch-it-a-cop-it-a, mel-a-ka-mys-tic-a...* Sí, es Halloween, la festividad que nos invita a sumergirnos en nuestro lado más oscuro y apreciar las cosas misteriosas, confusas y macabras, así como lo lúgubre y lo grotesco, ¡en nombre de la emoción y la diversión! ¿Pero sabías que, muy probablemente, la celebración se remonta a una antigua tradición europea? El *Sambain*, una fiesta céltica con una antigüedad de 2000 años, solía celebrarse después de las cosechas en honor de los espíritus de los fallecidos que, según la creencia, regresaban una vez por año con motivo de esta solemne ocasión, permaneciendo entre el reino de los vivos y el de los muertos. Con el tiempo, se comenzó a honrar a los santos católicos en lo que se convertiría en la Noche de Todos los Santos, una festividad que evolucionó hasta convertirse en una velada para celebrar a nuestros difuntos más queridos, así como para ahuyentar a los no tan queridos en vida y temidos aun en la muerte: los conjuradores de la magia negra y la brujería. Como puedes ver, ¡la receta es perfecta para elaborar una poción que estimule la imaginación!



But look, they conjure!

For decades Halloween, as we know it today, has enthralled kids and adults of all ages. We love our traditions, from trick-or-treating and carving pumpkins to playing monsters and watching grueling, quirky or funny Halloween-themed movies with family and friends. One of the most iconic of these is Disney's *Hocus Pocus* (1993), which has become an undisputed Halloween comedy classic. The Sanderson Sisters, a troublesome trio of wily witches, meet their dismal end on a fateful night in 1693 after tricking the village children with their magic. But amid their misfortune, Winifred, the oldest and wisest of the sisters (though not by much), casts the spell that allows them to return to their physical form 300 years later. And behold, the anticipated, bewitching mayhem ensues for generations of fans to savor. Broom, ho! Dust off your flying vacuum, it's time to brew your own Disney *Hocus Pocus* stories and potions and build Amuck! Amuck! AMUCK!

Regardez-les faire de la magie !

Depuis des décennies, l'Halloween telle que nous la connaissons aujourd'hui fascine les enfants et les adultes de tous âges. Nous aimons nos traditions, qu'il s'agisse de récolter des bonbons, de sculpter des citrouilles, de jouer les monstres ou de regarder des films angoissants, excentriques ou comiques sur le thème de l'Halloween en famille ou entre amis. L'un des plus emblématiques est le film *Abracadabra* de Disney (1993), qui est devenu un classique incontesté de la comédie pour l'Halloween. Les sœurs Sanderson, un trio de sorcières malicieuses, connaissent une fin tragique lors d'une nuit fatidique de 1693 après avoir dupé les enfants du village avec leur magie. Mais au cœur de leur malheur, Winifred, la plus âgée et la plus sage des sœurs (mais pas de beaucoup), lance le sortilège qui leur permet de retrouver leur forme physique 300 ans plus tard. Et voilà que le chaos ensorcelant tant attendu s'ensuit, pour le plus grand bonheur de plusieurs générations d'amateurs. Balai, hue ! Dépoussiérez votre aspirateur volant, il est temps de concocter vos propres histoires et potions d'*Abracadabra* de Disney aussi noires que la nuit ! NUIT !

« Regardez. Encore une de ces aurores glorieuses. Ça me rend malade ! »
— Winifred Sanderson



Mira, ¡brujerías!

La fiesta de Halloween, como la conocemos ahora, ha fascinado a chicos y grandes durante décadas. Nos encantan nuestras tradiciones, desde pedir calaverita y tallar calabazas hasta disfrazarnos de monstruos y ver divertidas o espeluznantes películas de la temporada en compañía de amigos y familiares, entre las que destaca Disney *Abracadabra* (1993), una cinta que se ha ganado un lugar como el clásico de clásicos de la época de Halloween. Las hermanas Sanderson, un indeseable trío de astutas brujas, encontró su desventurado final una fatídica noche de 1693 luego de engañar a los niños del pueblo con su magia. Pero, en medio de su desgracia, Winifred, la mayor y más sabia de las hermanas (si bien no por mucho), lanzó un hechizo que les permitiría volver a su forma física 300 años después. Y he aquí que sobreviene el esperado y hechizante caos para el deleite de generaciones de fans. ¡Oh, escoba!

Desempolva tu aspiradora voladora, ¡porque llegó la hora de que prepares tus propias historias y pociones inspiradas en Disney *Abracadabra* mientras construyes sin restricciones! Sí, totalmente... ¡FUERA DE CONTROL!

« Ay, no. Otra gloriosa mañana. ¡Me enferma tanto! »
— Winifred Sanderson

Trivia and treats ———— Faits et surprises

Preguntas curiosas y recompensas

The house in the movie was inspired by 17th-century architecture and the cast and crew all pitched ideas to create layers upon layers of ghastrly, ghoulish and goofy details.



La maison du film s'inspire de l'architecture du 17^e siècle, et les acteurs et l'équipe ont tous proposé des idées pour créer plusieurs niveaux de détails horribles, macabres et loufoques.



La casa de la película está inspirada en la arquitectura del siglo XVII, y todos los involucrados en el elenco y trabajadores de la filmación aportaron ideas para crear capas de detalles espantosos, macabros y disparatados.



The original title of the movie was
The Halloween House.

Le titre original du film était
The Halloween House (La maison d'Halloween).

Originalmente, el título de la película
en inglés era *The Halloween House.*



“BOOOOOOOOK!” Winifred’s book of spells was actually three books. One with a remote-controlled moving eye and two containing recipes and spells, with the eye open and closed. The book is bound in human skin and adorned with human fingers and metal serpents (eek!).



« MON LIIIIIIVRE ! » Le livre de sortilèges de Winifred était en fait trois livres. Un avec un œil mobile télécommandé et deux qui contiennent des recettes et des sortilèges, avec un œil ouvert et fermé. Le livre est relié en peau humaine et orné de doigts humains et de serpents en métal (beurk!).



“LIIBROOO!” Se crearon tres versiones del libro de hechizos de Winifred para presentarlas en la pantalla, una de ellas con un ojo móvil controlado a distancia y otras dos con el ojo cerrado y abierto respectivamente. El libro está encuadernado con piel humana y adornado con dedos humanos y serpientes de metal (¡guácala!).


In the movie, the witches’ cauldron was lit from below to cast an eerie glow on the cottage interior. The feature in the LEGO® model works much the same way – with the light brick casting a chilling glow into the room.



Dans le film, le chaudron des sorcières était éclairé par le bas pour projeter une lueur sinistre sur l’intérieur de la chaumière. La fonctionnalité du modèle LEGO est similaire : la brique lumineuse projette une lueur glaçante dans la pièce.



En la película, el caldero de las brujas se iluminó desde abajo para que emitiera un brillo espeluznante adentro de la cabaña. Del mismo modo, el modelo LEGO cuenta con un brick con luz que llena con un inquietante resplandor el espacio interior.





As the Disney *Hocus Pocus* story takes us to Halloween in 1993, Max, Dani and Allison are in school. That year, Halloween was actually on a Sunday – not a school day. Maybe someone cast a leap-year spell that year?



L'histoire d'*Abracadabra* de Disney nous transporte à l'Halloween de 1993. Max, Dani et Allison sont à l'école. Cette année-là, Halloween tombait en fait un dimanche, et non pas un jour d'école. Peut-être que quelqu'un a jeté un sortilège d'année bissextile cette année-là ?



La trama de Disney *Abracadabra* nos traslada a la celebración de Halloween de 1993 y nos presenta a Max, Dani y Allison en la escuela. No obstante, ese año Halloween cayó en domingo, ¡un día que no hay clases! ¿Alguien podrá hacer un hechizo para convertir ese año en bisesto?



Thackery Binx, the talking cat, was the first partially computer-animated character in a movie. Six animatronic cats and eight live cats helped play the part, and groundbreaking new CGI technology brought the bewitched, spirited kitty to life.



Thackery Binx, le chat qui parle, a été le premier personnage partiellement animé par ordinateur dans un film. Six chats animatroniques et huit chats vivants ont participé au rôle, et une nouvelle technologie d'image de synthèse révolutionnaire a donné vie au minou ensorcelé et fougueux.



Thackery Binx, el gato que habla, fue el primer personaje animado parcialmente por computadora en aparecer en una película. Seis gatos animatrónicos y ocho gatos de verdad ayudaron a interpretar el papel, y el minino hechizado terminó de cobrar vida mediante el uso de tecnología CGI de vanguardia.




Which witch wore which robes? The witch costumes were designed to break with the conventional black robes that witch characters had traditionally worn in previous movies. Each dress, cape and hairstyle reflects the bubbly personalities of the Sanderson Sisters.



Quelle sorcière portait quelle robe ? Les costumes de sorcières ont été conçus pour déroger aux robes noires conventionnelles que les personnages de sorcières portaient traditionnellement dans les films précédents. Les robes, capes et coiffures reflètent les personnalités pétillantes des sœurs Sanderson.



¿Cuál bruja usó cuál túnica? Los disfraces de las brujas protagonistas se diseñaron con la intención de romper con las tradicionales túnicas negras que hasta entonces habían usado las brujas en las películas. Cada uno de los vestidos, las capas y los peinados refleja la personalidad de la hermana Sanderson que lo luce.



Meet the LEGO® Designers

“Clever witches, beware of secret details haunting this cottage! Amber combined LEGO® humor and the quiriness of the movie with some personal, funny touches, like the quilt that combines all the colors from the sisters’ dresses. This set brings the magic and mischief from the movie to life, with skeletons and cobwebs, tombstones, potion bottles, broomsticks, Mary’s flying vacuum and the cauldron full of life-sucking potion! PS: Five years ago, I built my version of the witches’ cottage, and I may have cast a few *curse*s harmless spells to get to work on this set.”

—Ann Healy, LEGO Ideas Model Designer

“Disney’s *Hocus Pocus* is one of the great movies of the 90s, so it’s fitting that this set came to life with support from the fans! I loved the level of detail in Amber’s original submission. It really captured the atmosphere of the house from the movie, and we kept that density in the set. The chimney and the waterwheel were already lined up, so we connected those mechanisms so they both move. Being able to ‘light up’ the fire pit is a nice extra feature to add to the haunting vibes. We’ve even installed a sprinkler (conjured from a gray flower element) for extra safety.”

—James May, LEGO Ideas Model Designer

“The model really shows how much Amber loves the movie. Like so many other fans who grew up with the movie, I had been stalking her project on the LEGO Ideas website. She did such a great job with her research, and her model was a perfect framework. What can you do to improve on something that is already so well done? We had fun sneaking funny movie references and details into the graphics for fans to conjure into view as they build. Now grown-up fans can watch the movie with their kids and build this set with them, too, and I hope we did the movie and the fans justice!”

—Lauren Cullen King, LEGO Ideas Senior Graphic Designer

Rencontre avec les concepteurs LEGO®

Sorcières rusées, prenez garde aux détails secrets qui hantent cette chaumière ! Amber a combiné l’humour LEGO® et l’excentricité du film avec quelques touches personnelles et amusantes, comme la courtepoinTE qui combine toutes les couleurs des robes des sœurs. Cet ensemble donne vie à la magie et à l’espièglerie du film, avec des squelettes et des toiles d’araignée, des pierres tombales, des flacons de potion, des balais, l’aspirateur volant de Mary et le chaudron rempli de potion qui aspire la vie ! PS : Il y a cinq ans, j’ai construit ma version de la chaumière des sorcières, et j’ai peut-être jeté quelques *sortilèges* inoffensifs pour entreprendre le travail sur cet ensemble.

—Ann Healy, conceptrice de modèles LEGO Ideas

Abracadabra de Disney est l’un des grands films des années 1990; il est donc normal que cet ensemble ait pris vie grâce au soutien des amateurs ! J’ai adoré le niveau de détail du modèle original d’Amber. Il reflétait vraiment l’atmosphère de la maison du film, et nous avons conservé cette densité dans l’ensemble. La cheminée et la roue à eau étaient déjà alignées; nous avons donc connecté ces mécanismes pour qu’ils bougent tous les deux. La possibilité d’allumer le foyer est une fonctionnalité supplémentaire qui ajoute à l’atmosphère inquiétante. Nous avons même installé un arroseur (fabriqué à partir d’un élément de fleur grise) pour plus de sécurité.

—James May, concepteur de modèles LEGO Ideas

Le modèle montre vraiment à quel point Amber aime le film. Comme beaucoup d’autres amateurs qui ont grandi avec le film, j’ai suivi son projet sur le site de LEGO Ideas. Elle a fait un excellent travail de recherche, et son modèle était une structure parfaite. Que peut-on faire pour améliorer quelque chose qui est déjà si bien fait ? Nous nous sommes amusés à glisser des références et des détails amusants du film dans les graphismes, que les amateurs pourront faire apparaître au cours de leur construction. Maintenant, les amateurs adultes peuvent regarder le film et construire cet ensemble avec leurs enfants, et j’espère que nous avons fait honneur au film et aux amateurs !

—Lauren Cullen King, graphiste principale LEGO Ideas

Conoce a los diseñadores de LEGO®



Astutas brujas, ¡presten atención a los detalles secretos que hechizan esta cabaña! Amber combinó el humor característico de LEGO® y la extravagancia de la película con algunos toques personales divertidos, como la colcha que combina todos los colores de los vestidos de las hermanas. ¡Esqueletos y telarañas, tumbas, botellas de pociones, palos de escoba, la aspiradora voladora de Mary y un caldero lleno de poción sacavidas contribuyen a dar vida a la magia y las travesuras de la película en este set! P. D.: Hace cinco años, cuando construí mi versión de la cabaña de las brujas, tal vez conjurase algunos hechizos inofensivos para llegar a trabajar en este set.

— Ann Healy, modelista de LEGO Ideas

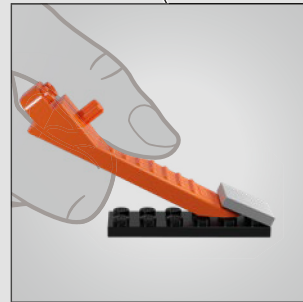
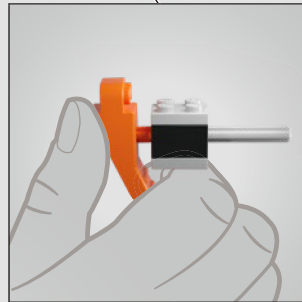
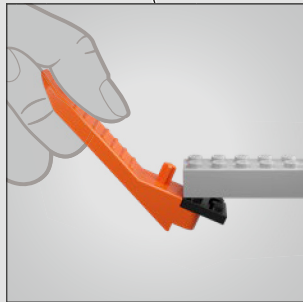


Disney *Abracadabra* es una de las películas más grandiosas de la década de 1990, ¡así que no es sorprendente que este set cobrara vida con ayuda de los fans! Me encantó el nivel de detalle de la propuesta original de Amber. Logró capturar de verdad la atmósfera de la casa de la película, y el set conserva esa misma densidad. La chimenea y el molino de agua ya estaban alineados, así que conectamos ambos mecanismos para que los dos tuvieran movimiento. La posibilidad de “encender” el fuego aporta una sensación escalofriante. Incluso instalamos un aspersor (conjurado a partir de un elemento gris que representa una flor) para reforzar la seguridad.

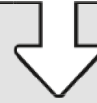

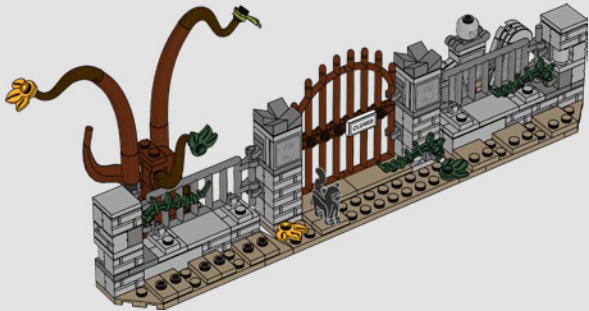
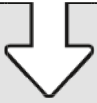
— James May, modelista de LEGO Ideas

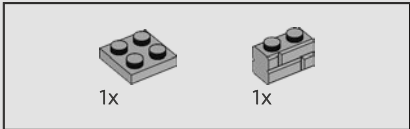

Lel modelo refleja fielmente lo mucho que le gusta la película a Amber. Como muchos otros fans que crecieron viendo la película, estuve atenta a cómo avanzaba su proyecto en el sitio web de LEGO Ideas.

Hizo un impecable trabajo de investigación, y su modelo resultó ser la base perfecta. ¿Qué puedes hacer para mejorar algo que ya está tan bien hecho? La pasamos en grande incorporando divertidas referencias a la película y detalles en los elementos gráficos para que los fans los conjuren ante sus ojos al construir. Siendo adultos ahora, los fans pueden ver la película y construir el set con sus peques. Espero que le hayamos hecho justicia a la película, ¡y a ellos también!

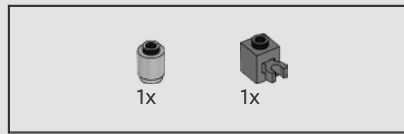
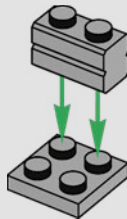
— Lauren Cullen King, diseñadora gráfica sénior de LEGO Ideas



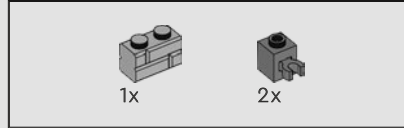
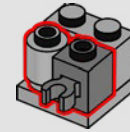




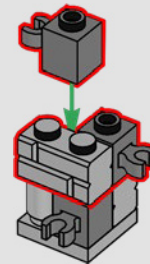
1

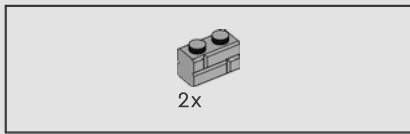


2

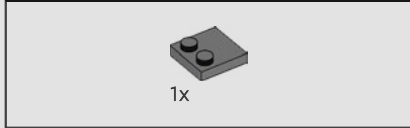
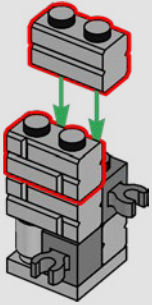


3

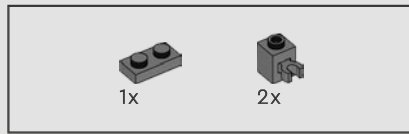
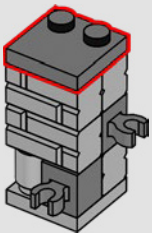





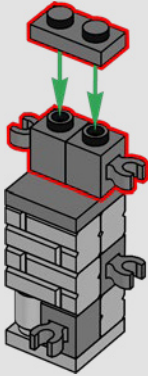
4



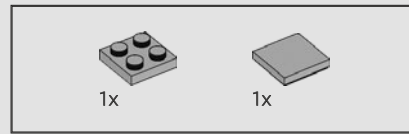
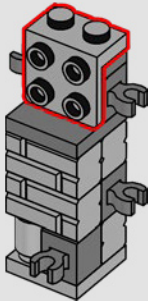
5




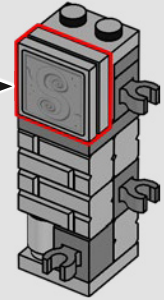
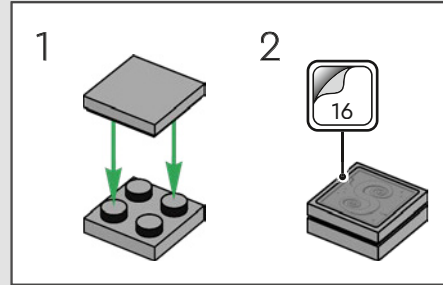
6




7



8

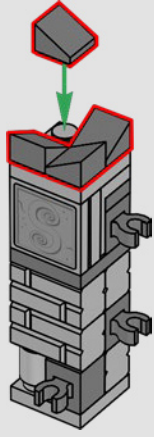


9



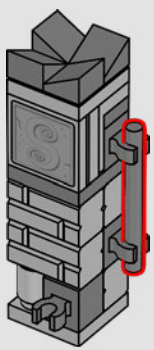
4x

10



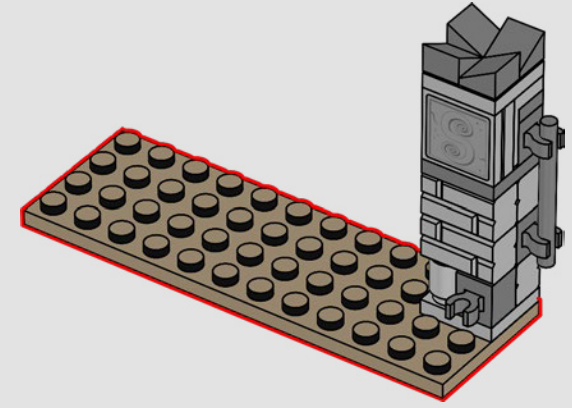
1x

11



1x

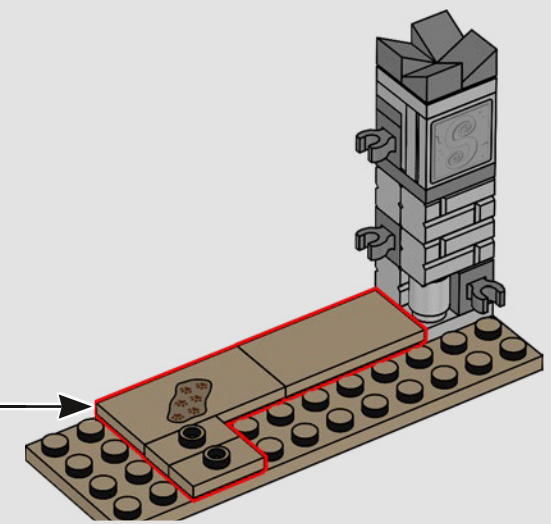
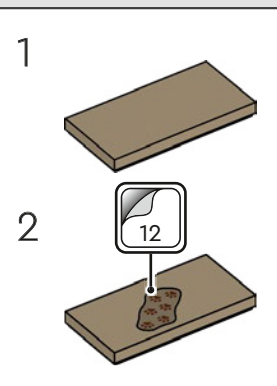
12

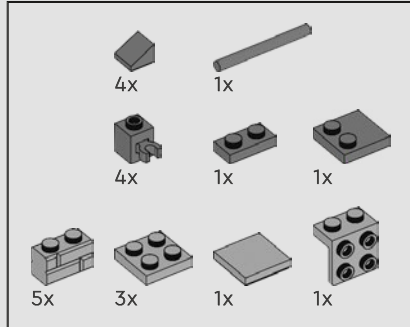
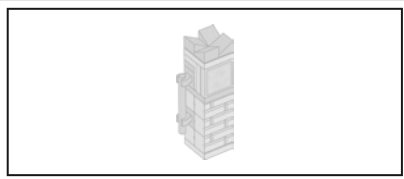


2x

2x

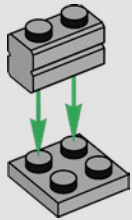
13



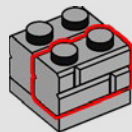


14

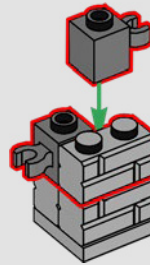
1



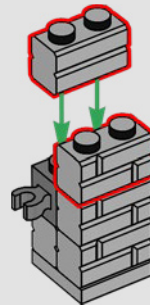
2



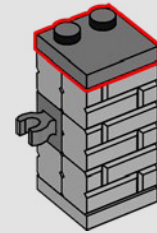
3



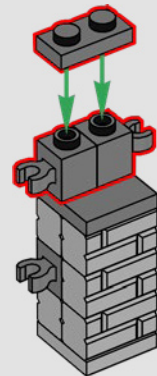
4



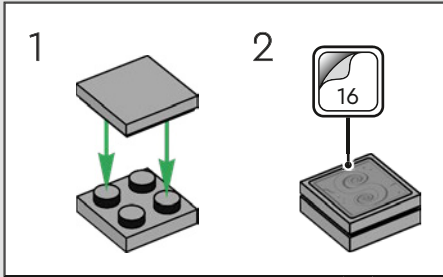
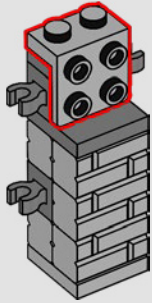
5



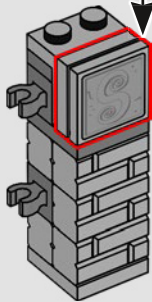
6




7



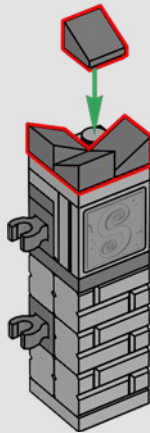
8



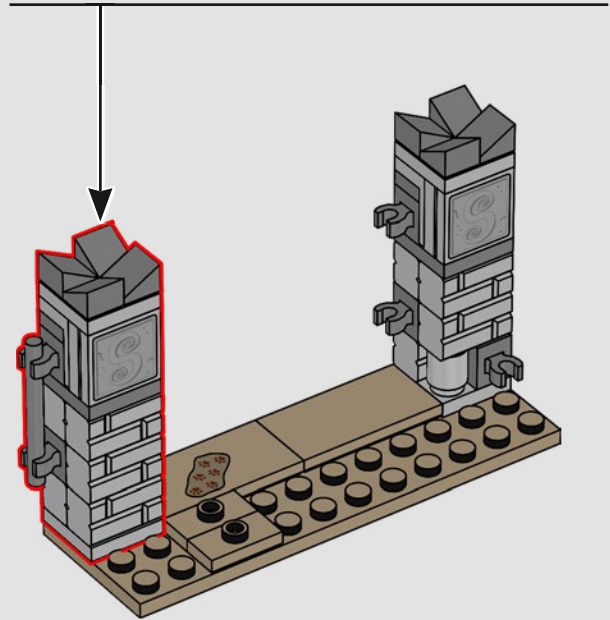
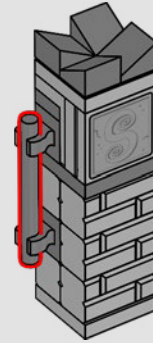
9

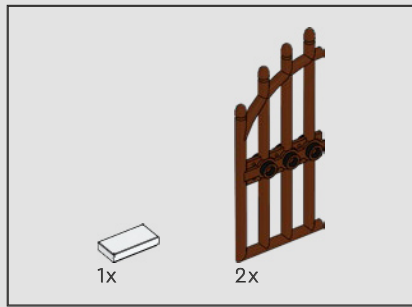


10


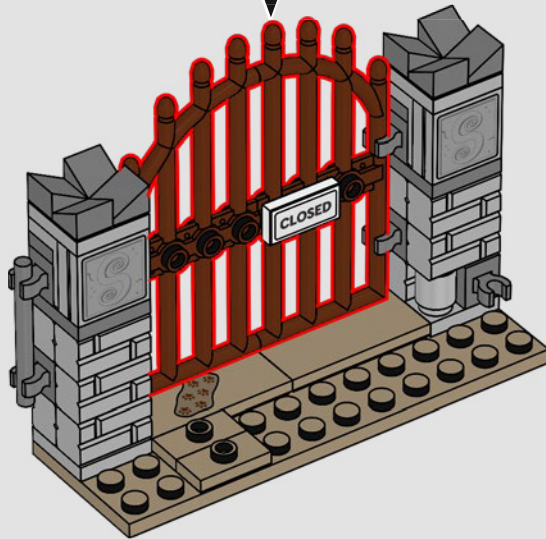
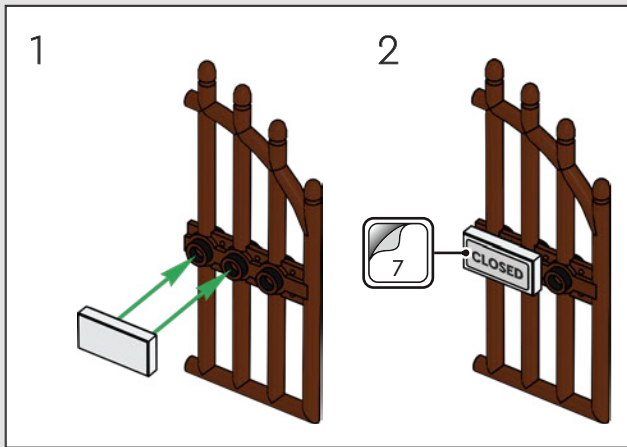


11



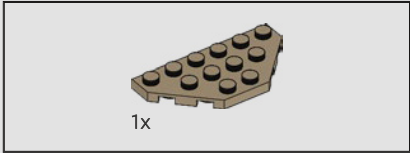
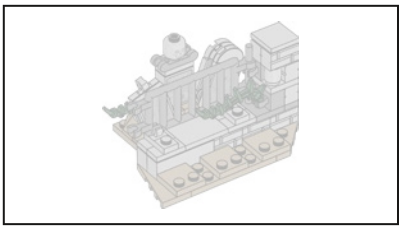


15

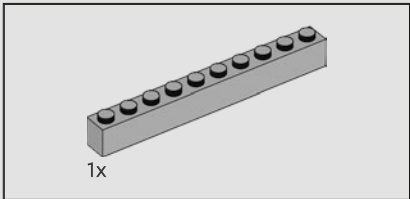
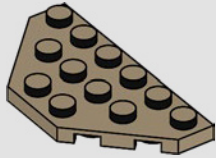


16


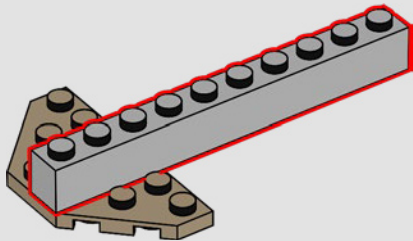




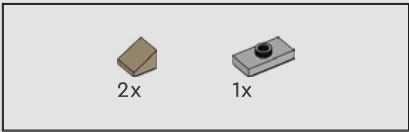
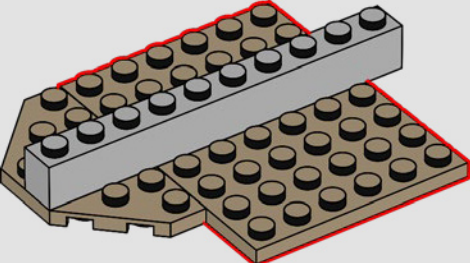
17



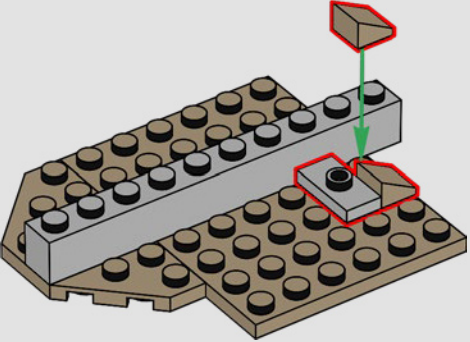
18

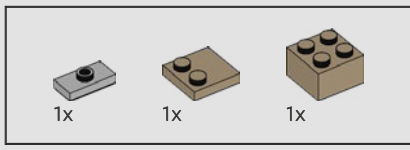


19

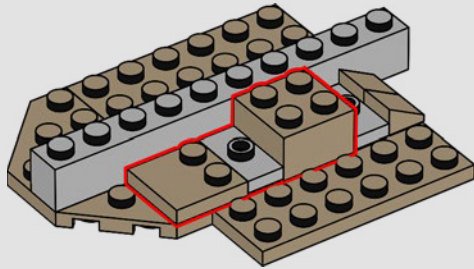


20

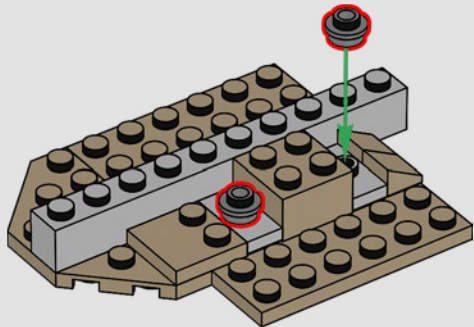




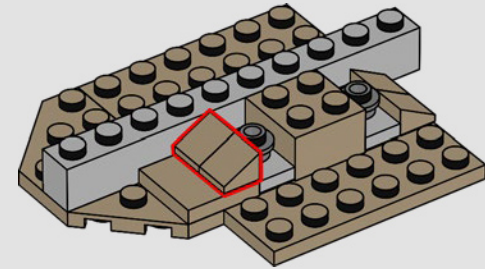
21



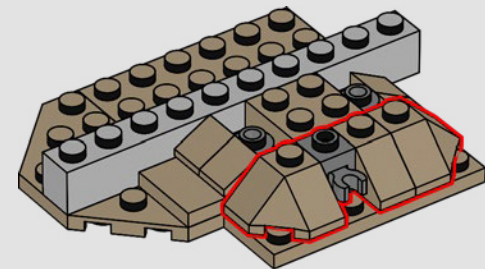
22




23

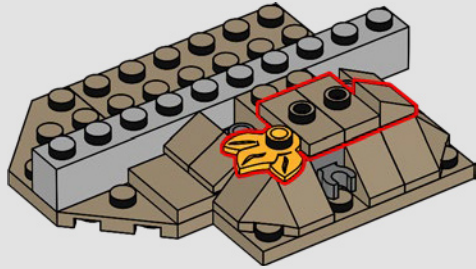


24

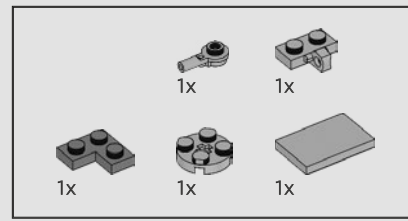
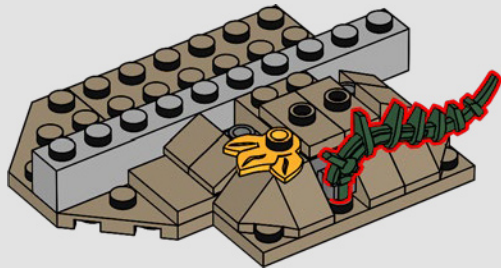





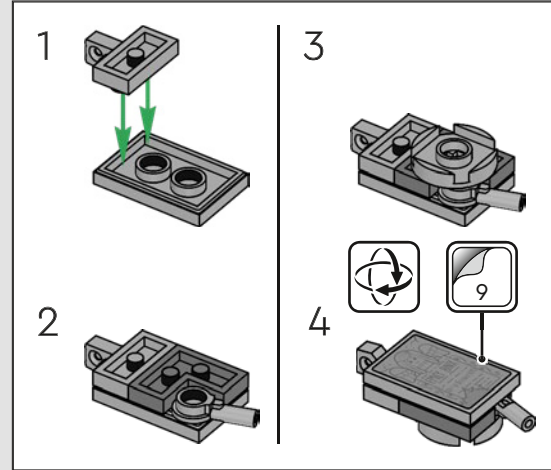
25

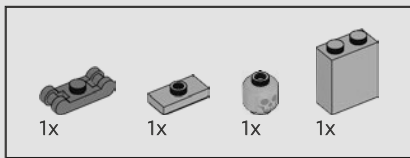


26

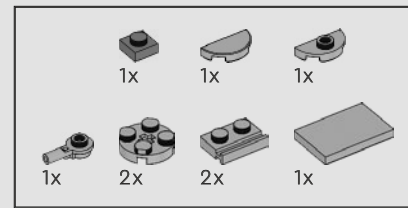

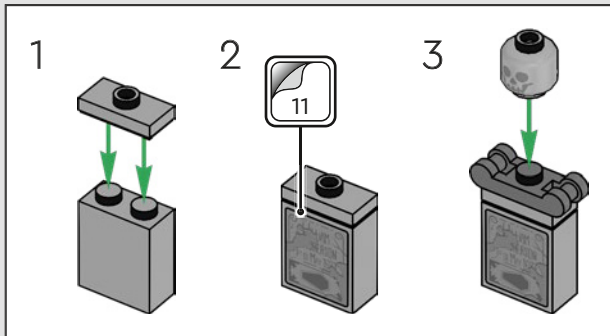


27

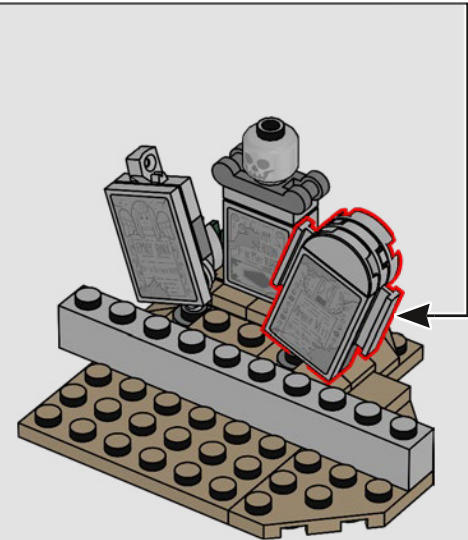
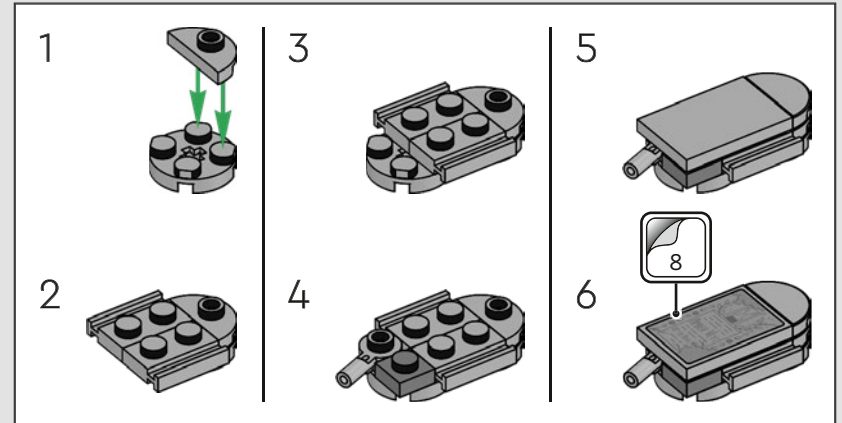


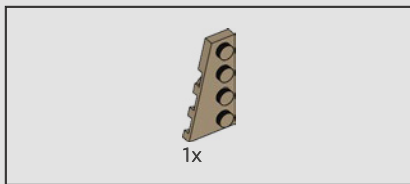


28

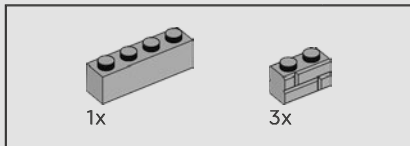
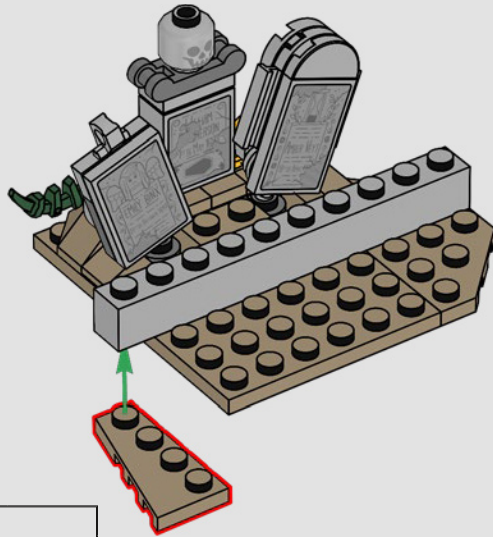


29

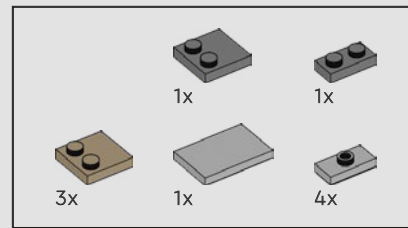
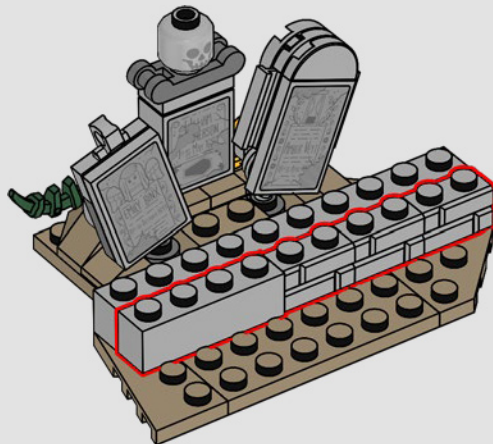




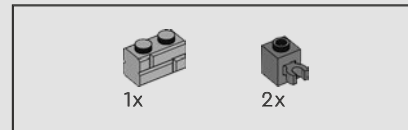
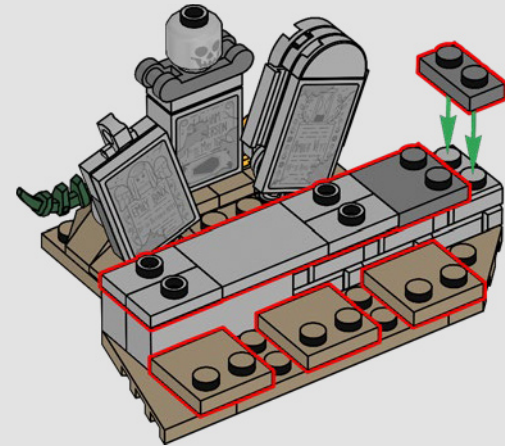
30



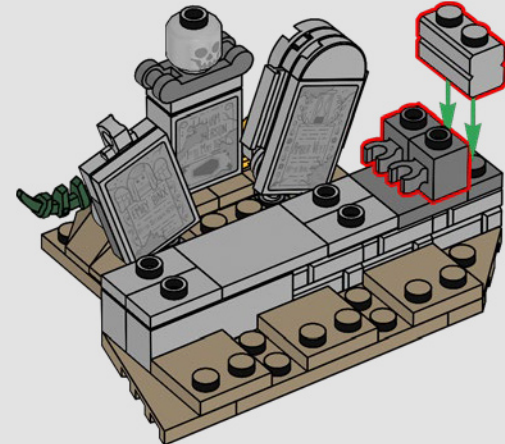
31

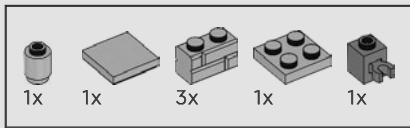


32

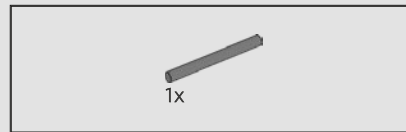
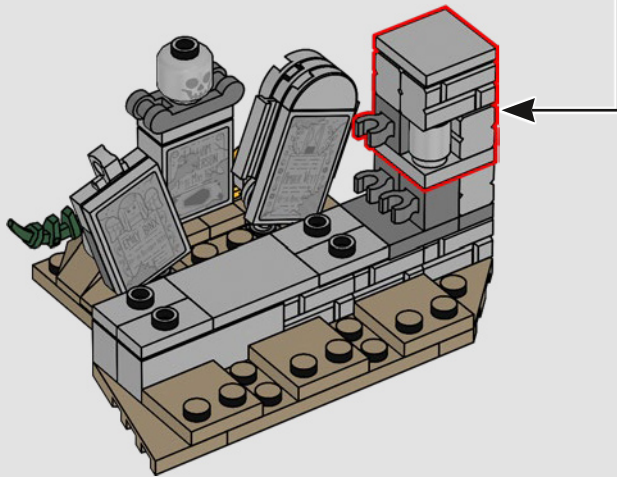
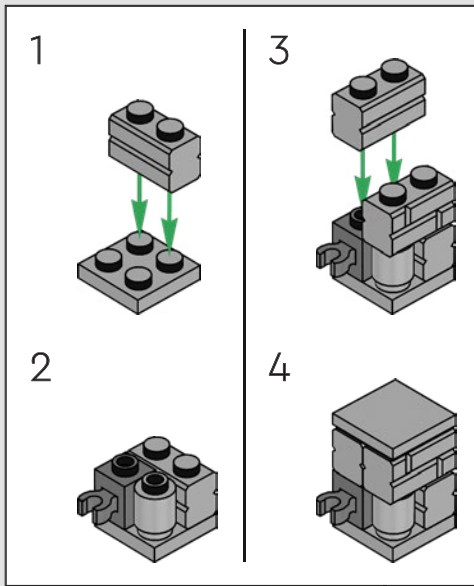


33

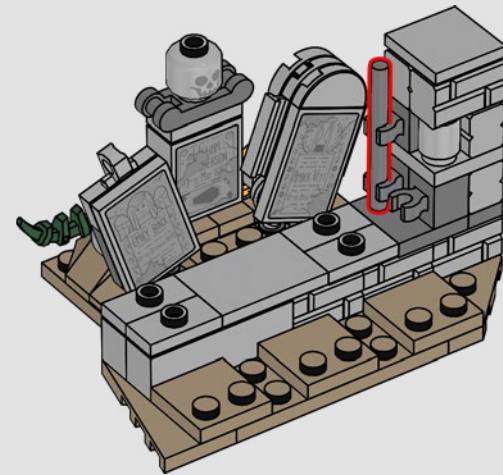




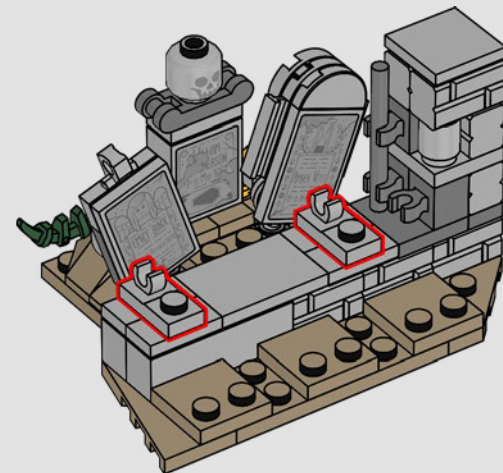
34

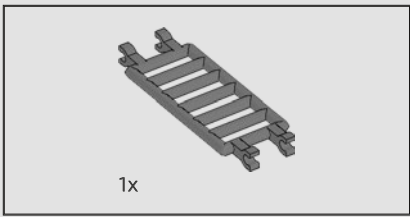


35

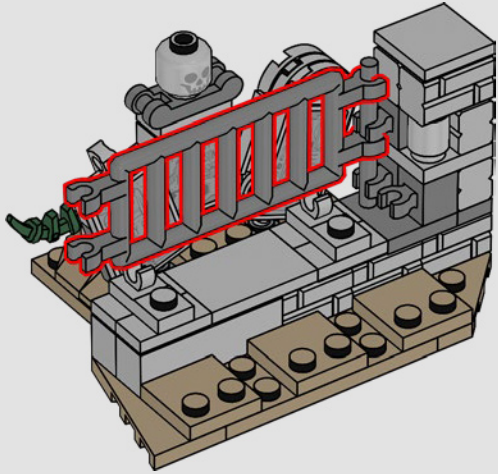


36

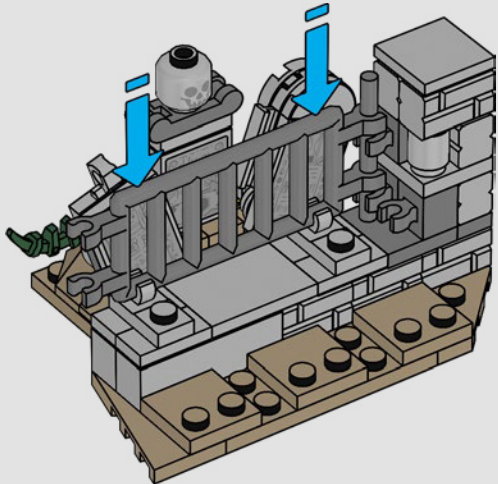




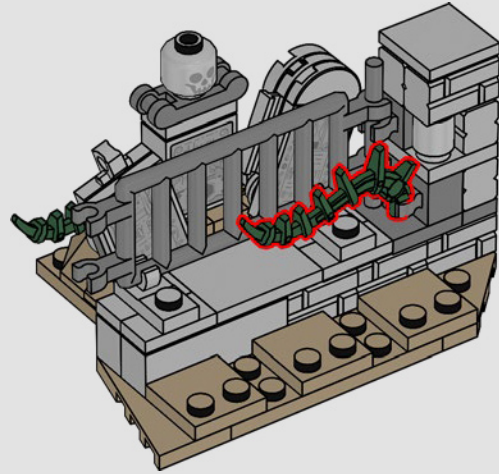
37



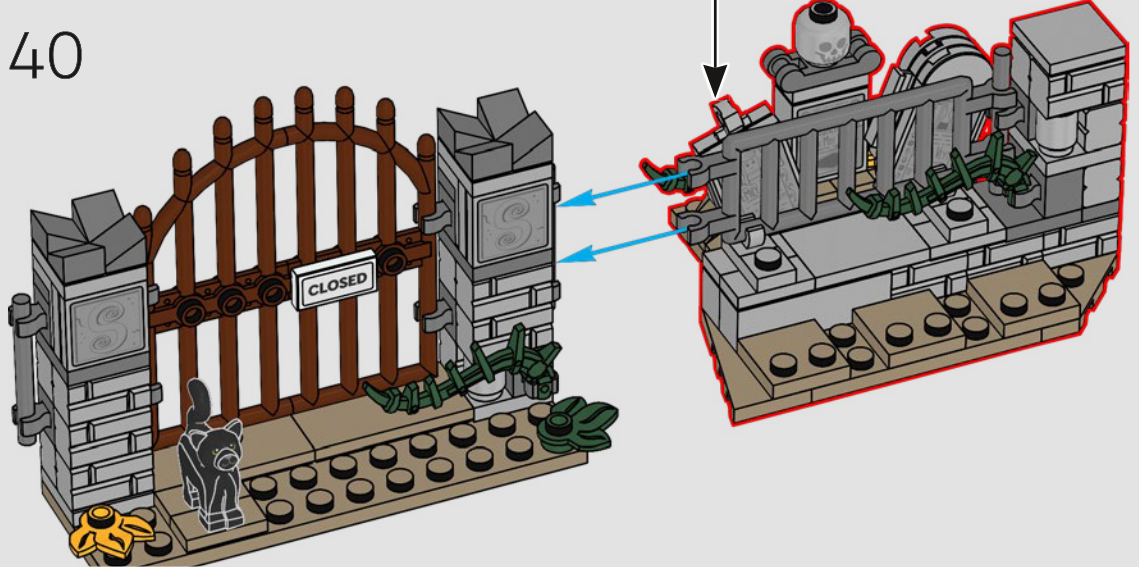
38

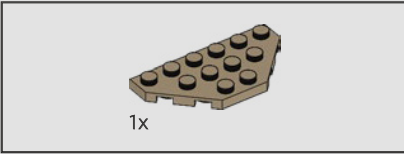
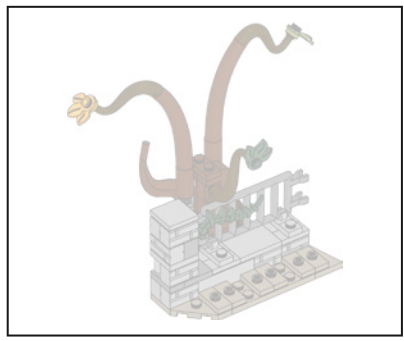


39

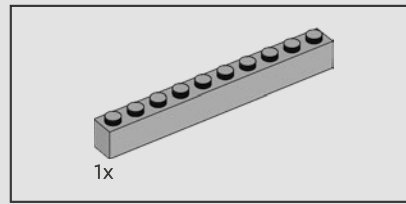
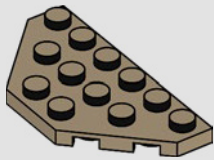


40

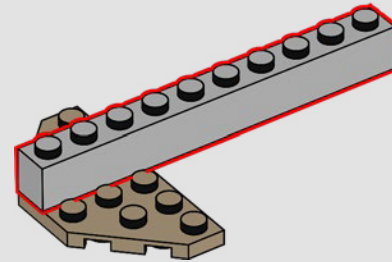




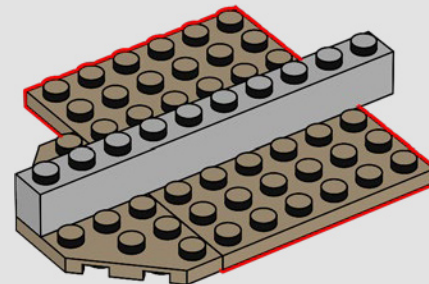
41

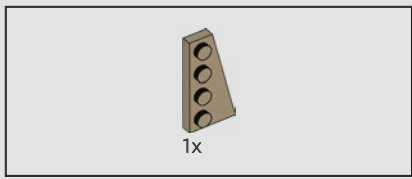


42

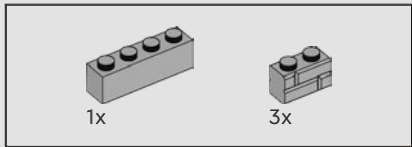
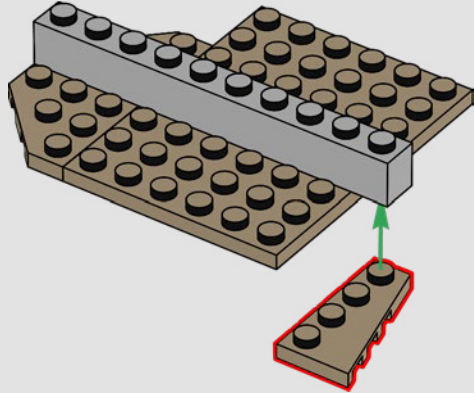


43

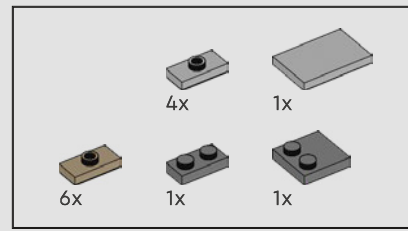
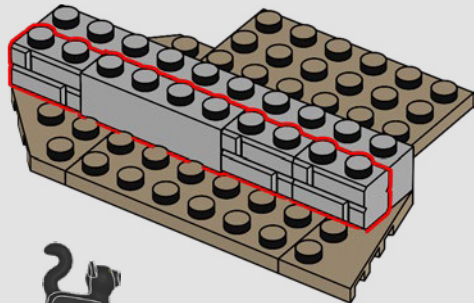




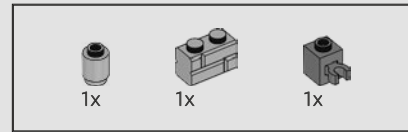
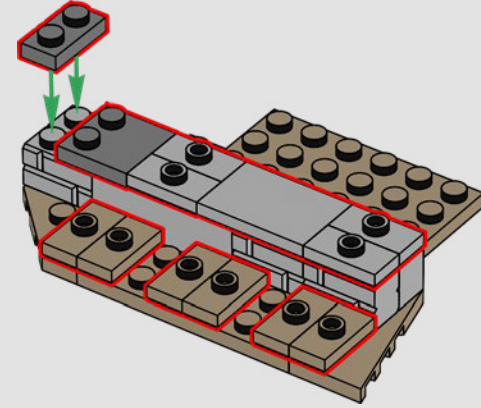
44



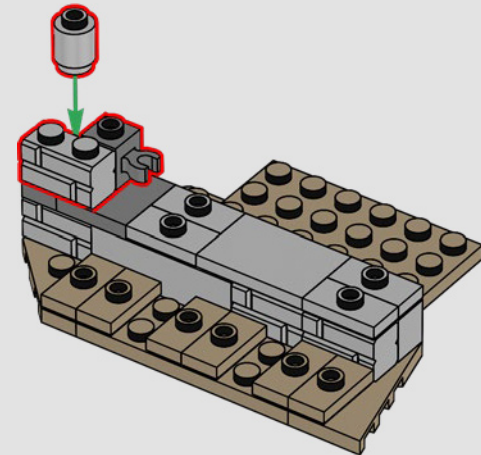
45

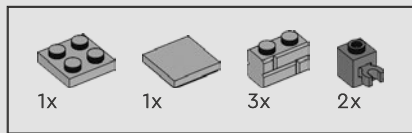


46

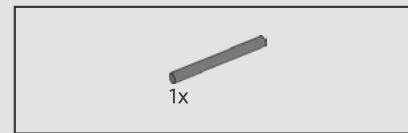
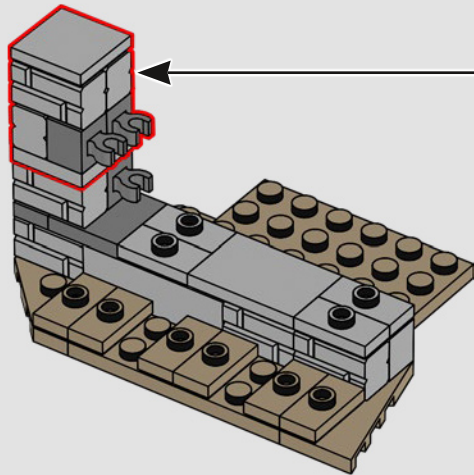
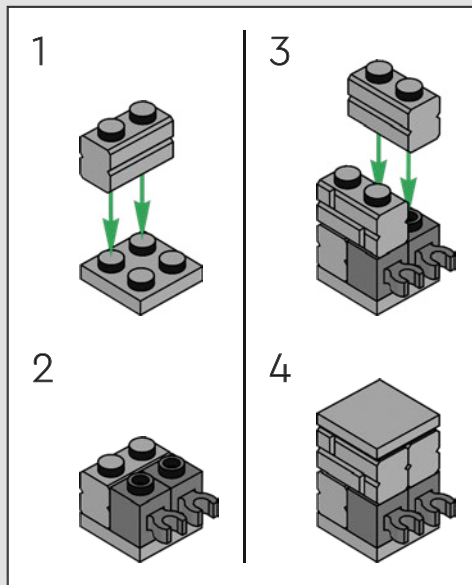


47

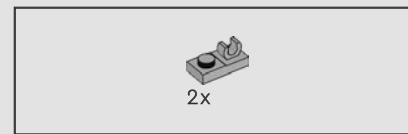
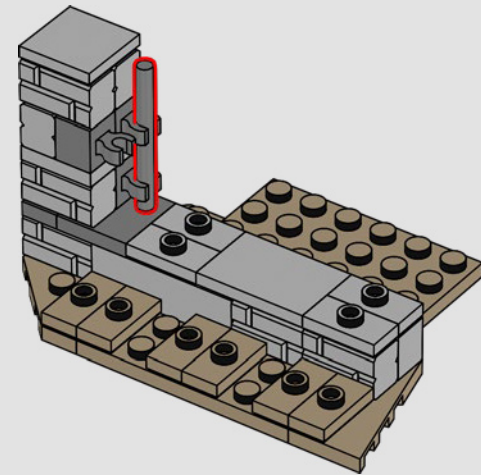




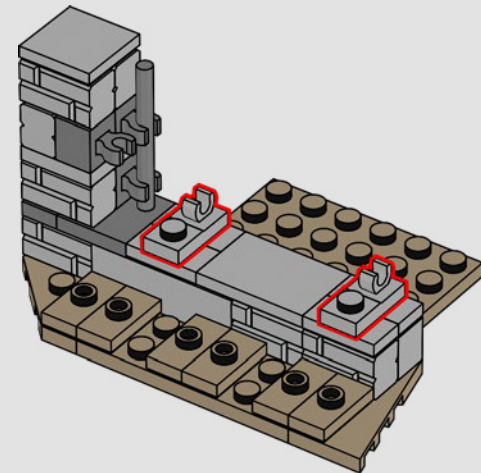
48



49

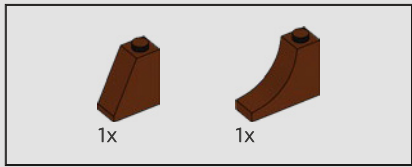
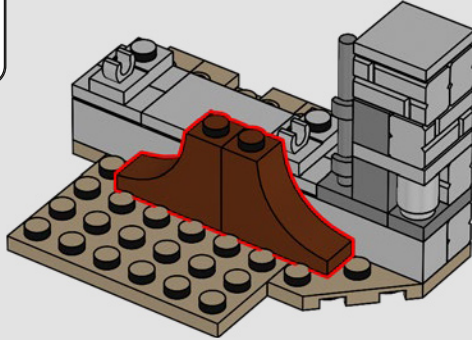


50

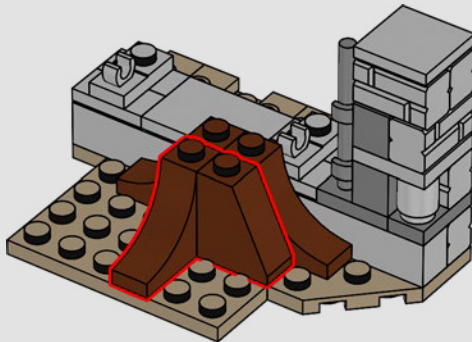




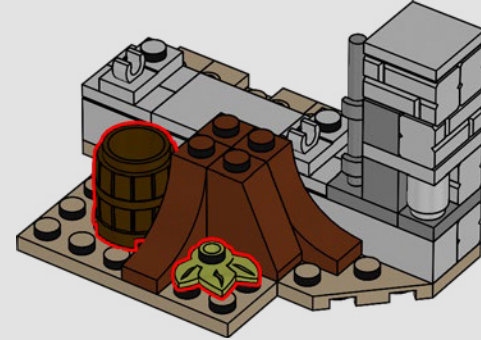
51



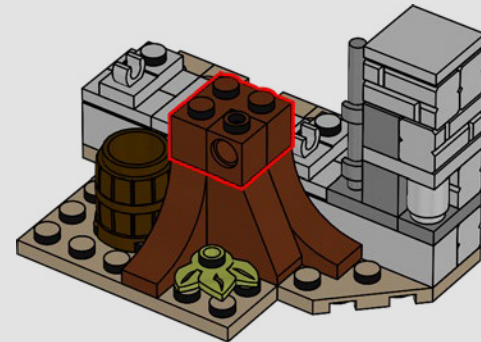
52

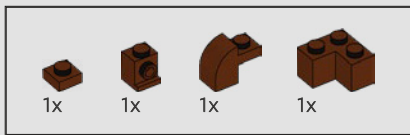


53

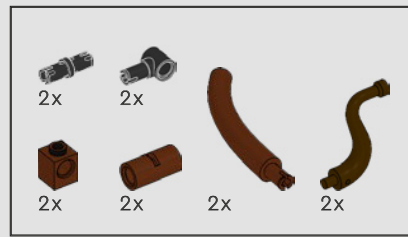
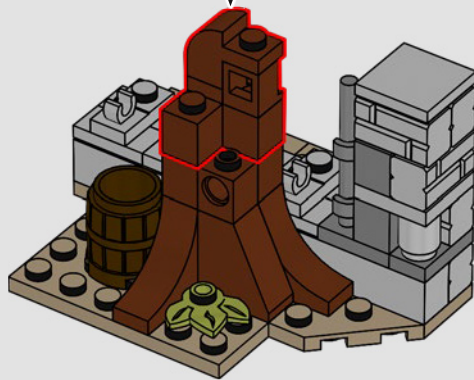
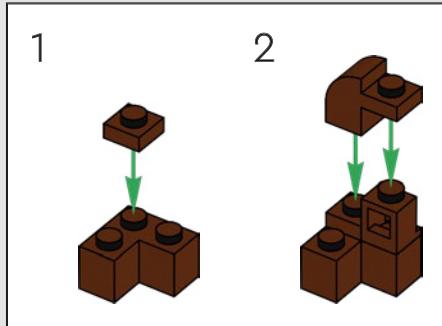


54

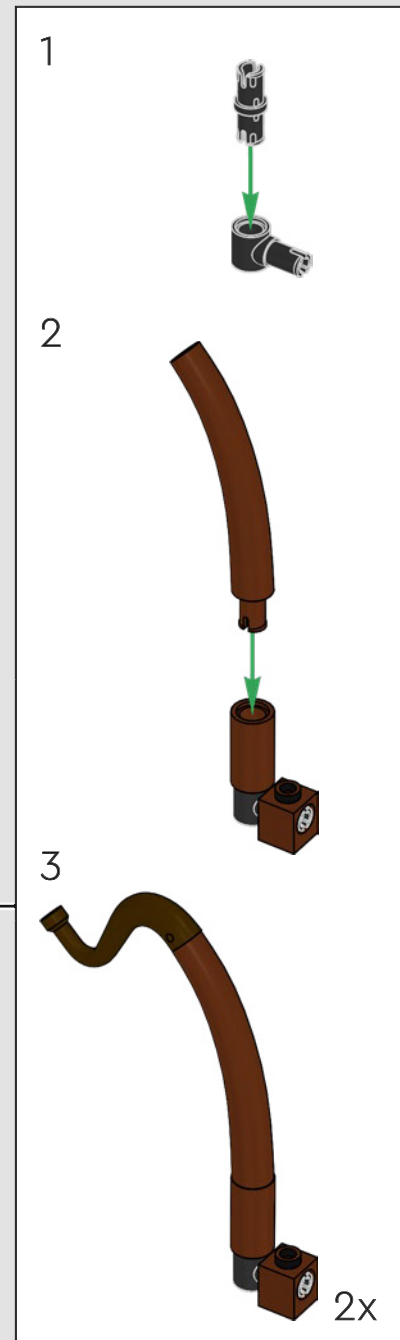
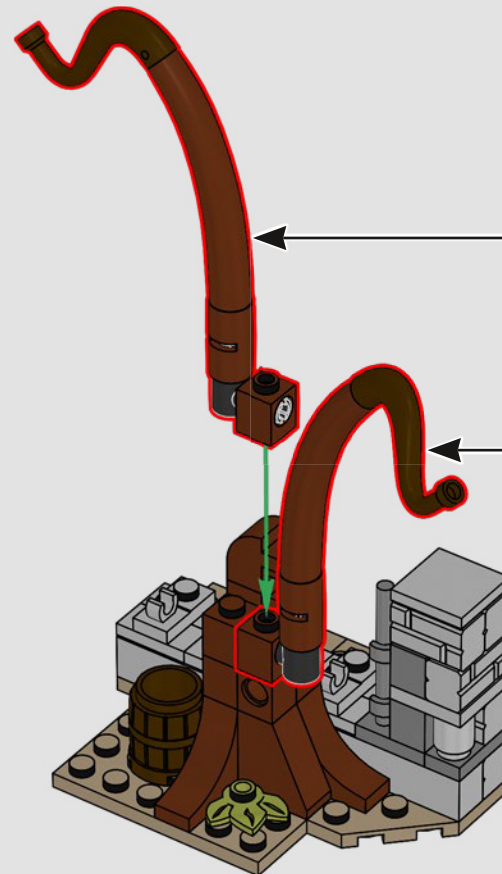


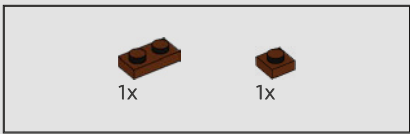


55

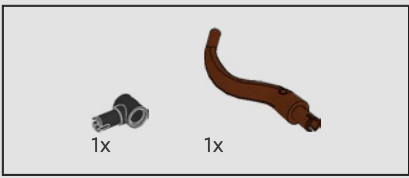
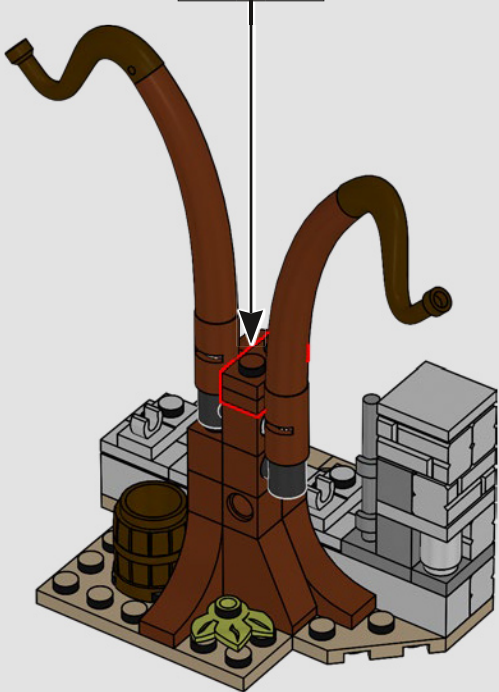
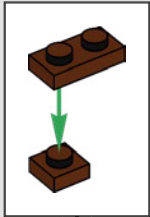


56

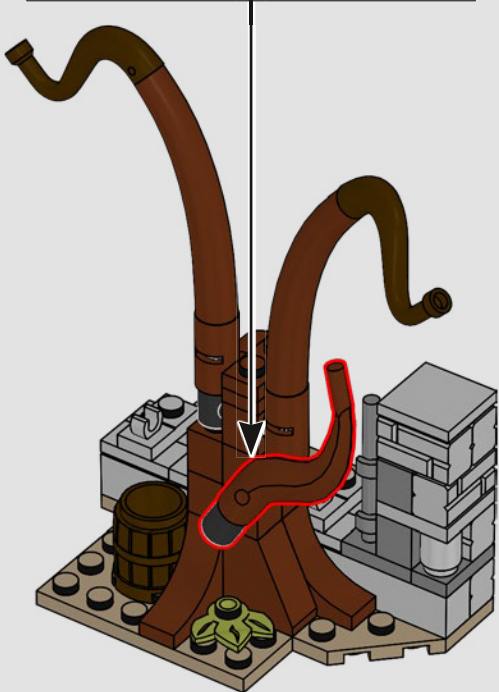
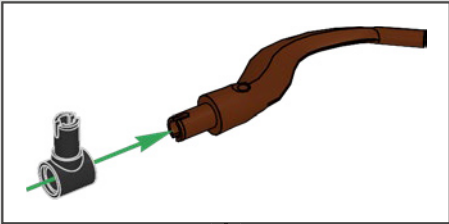


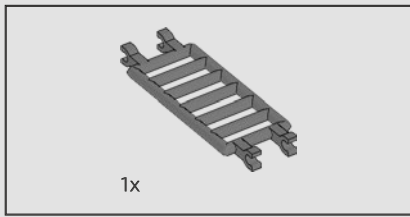


57

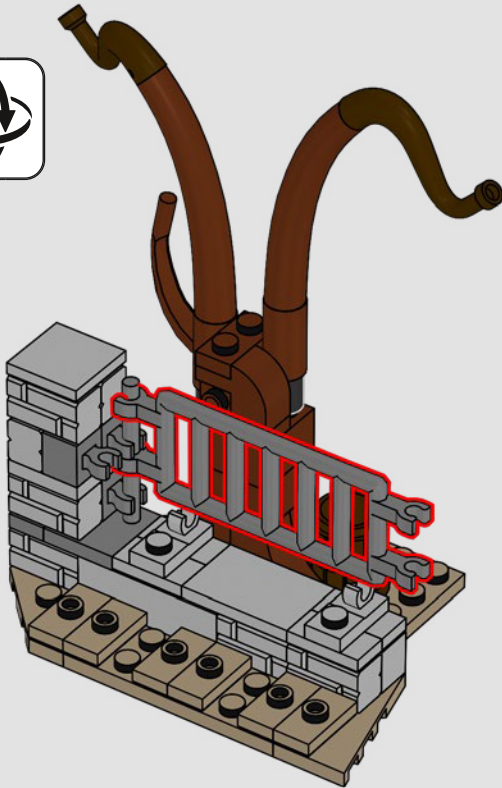


58


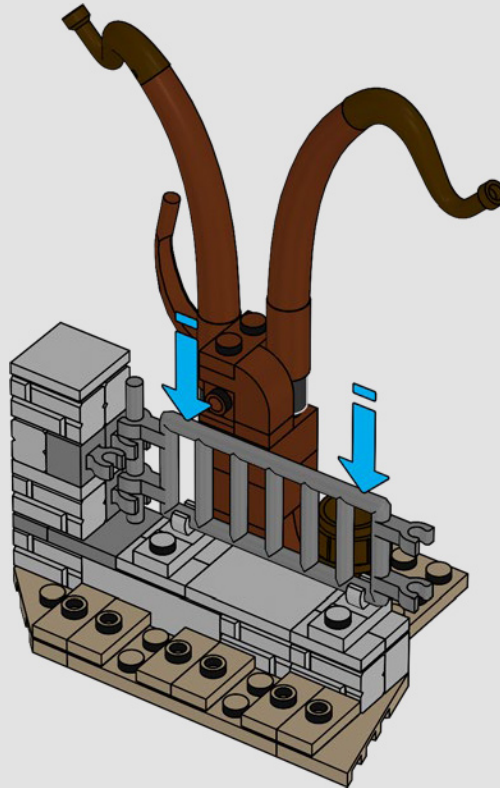





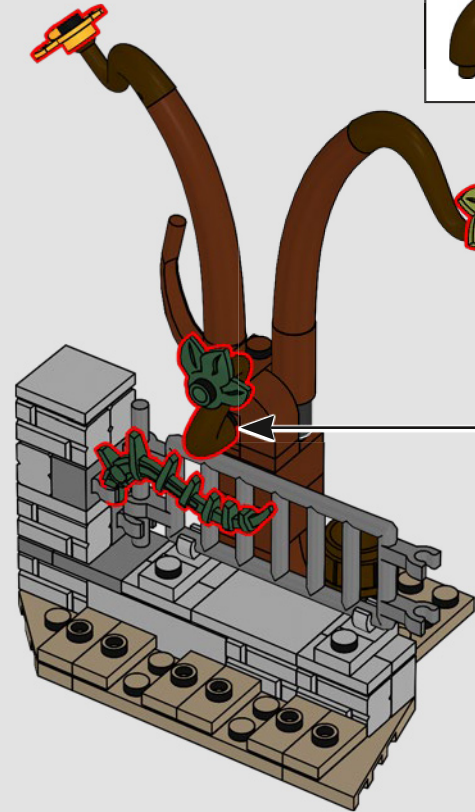
59



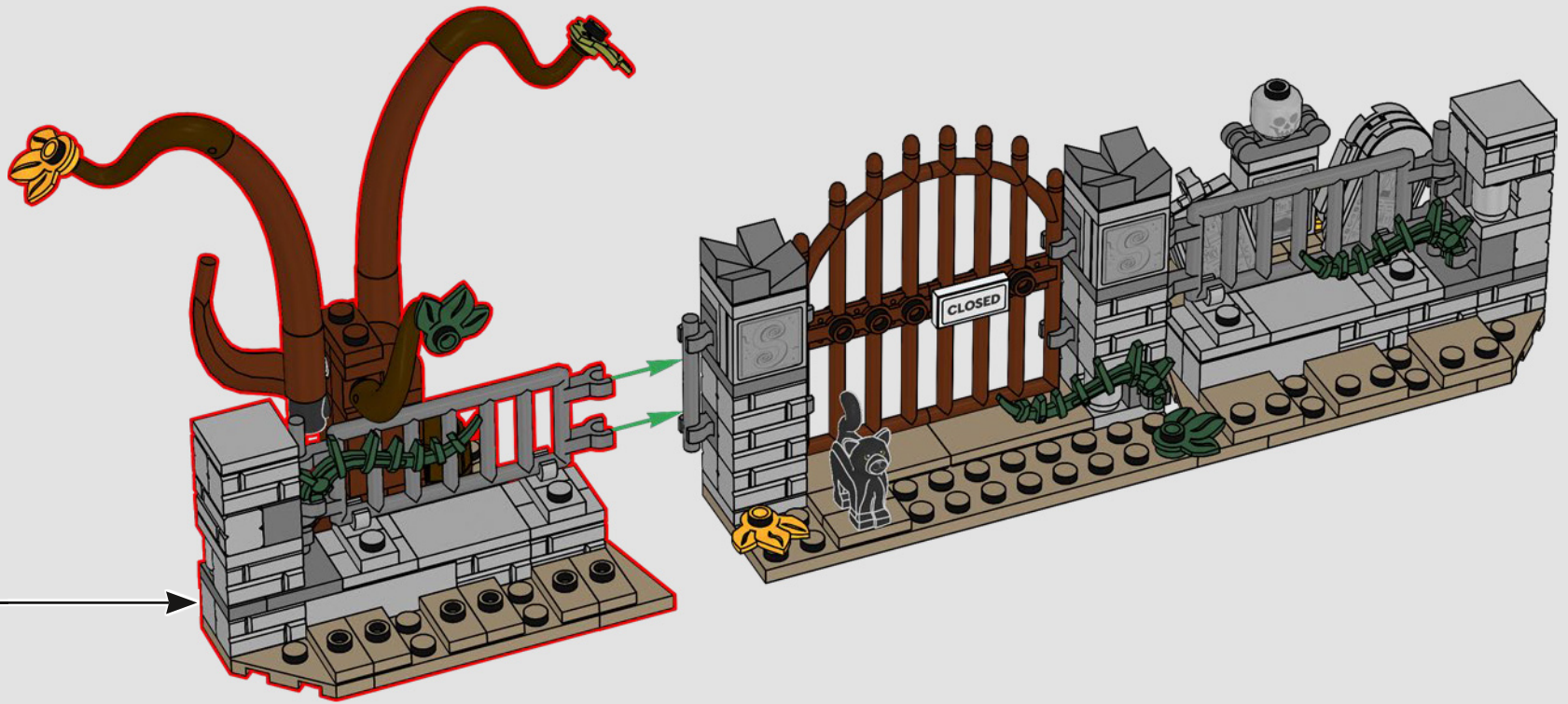
60

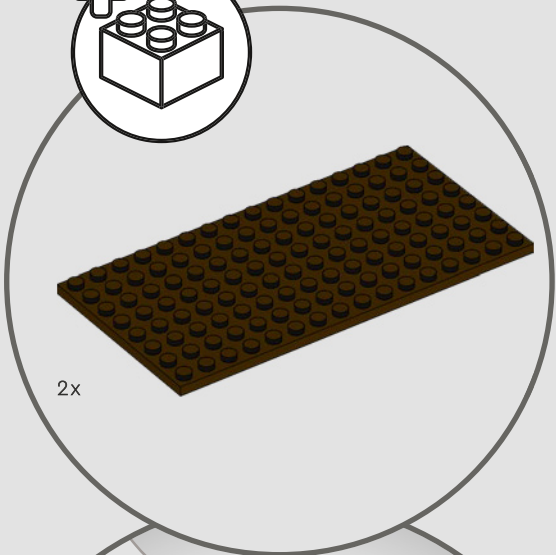
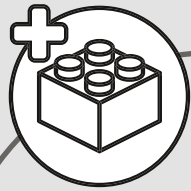


61

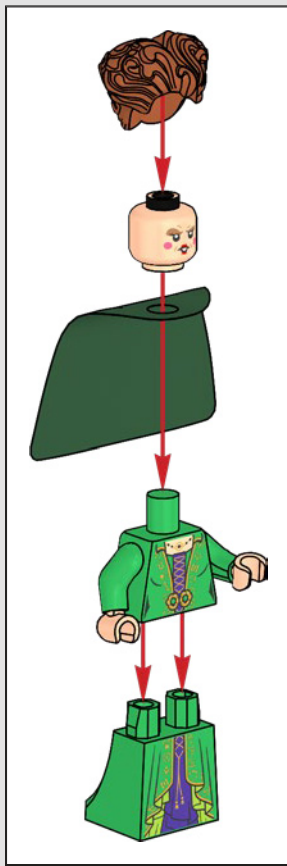



62



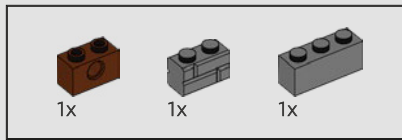
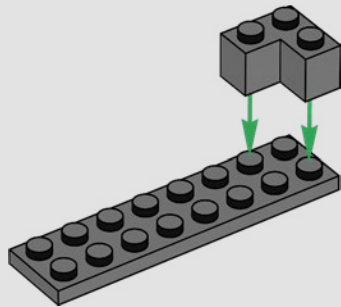


2x


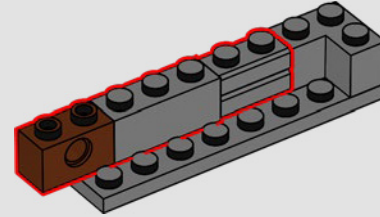




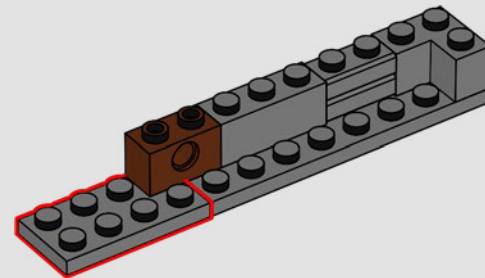
1

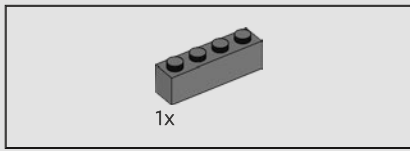


2


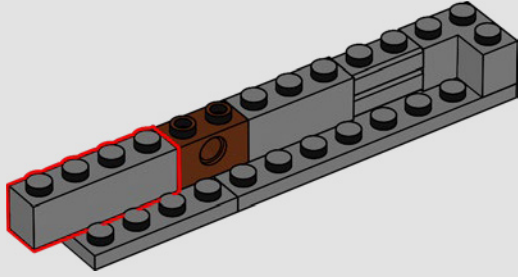


3

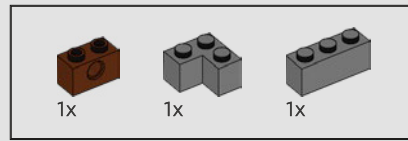
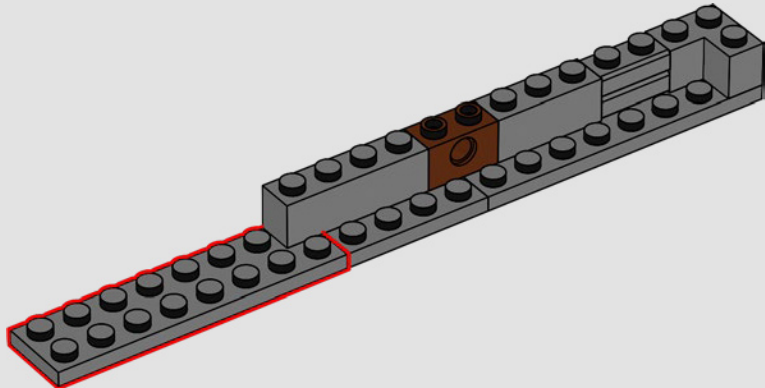




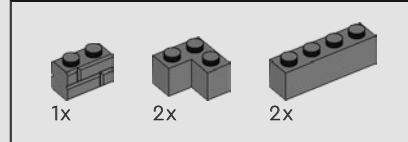
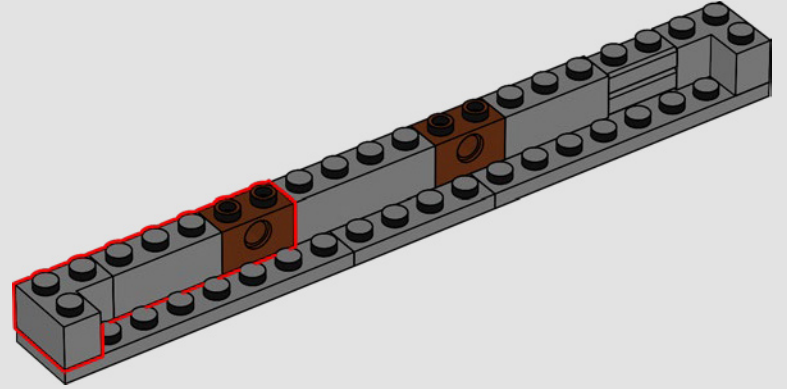
4



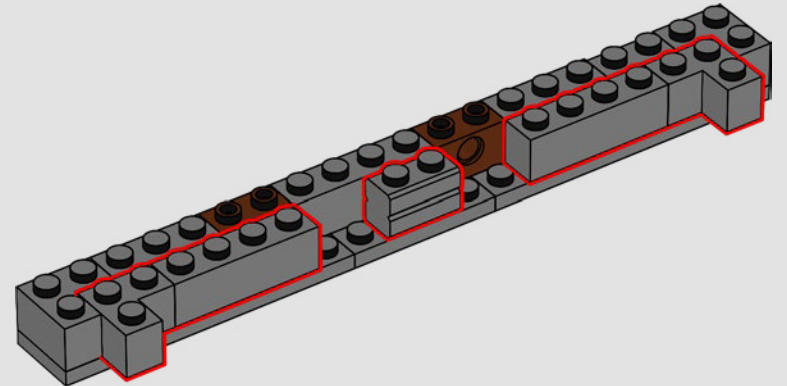
5

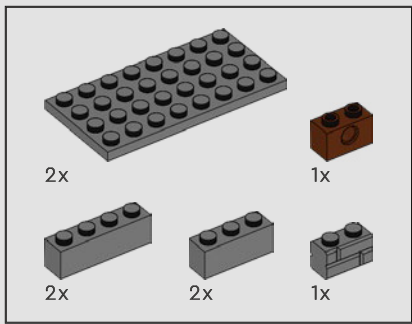


6

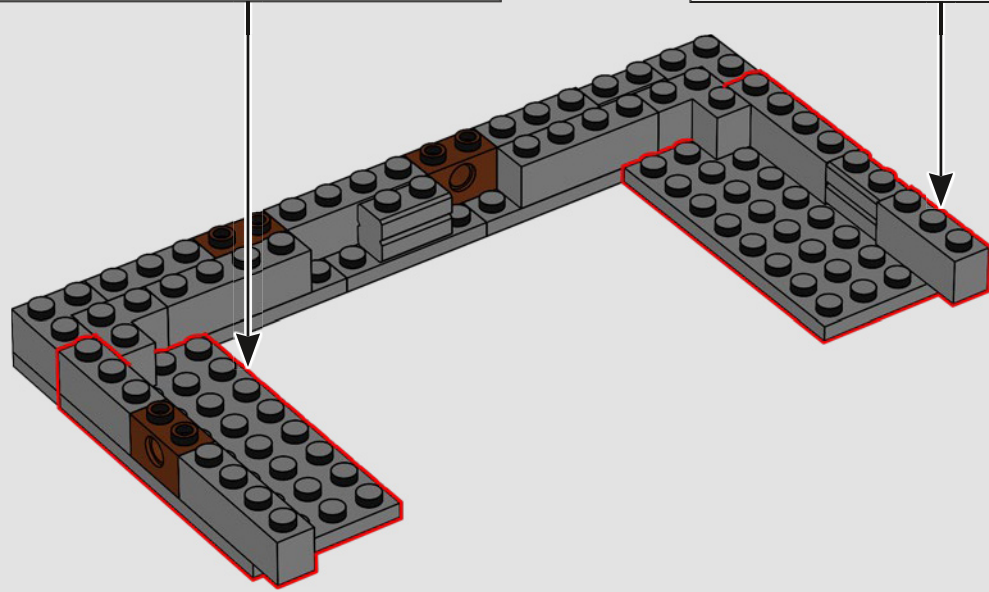
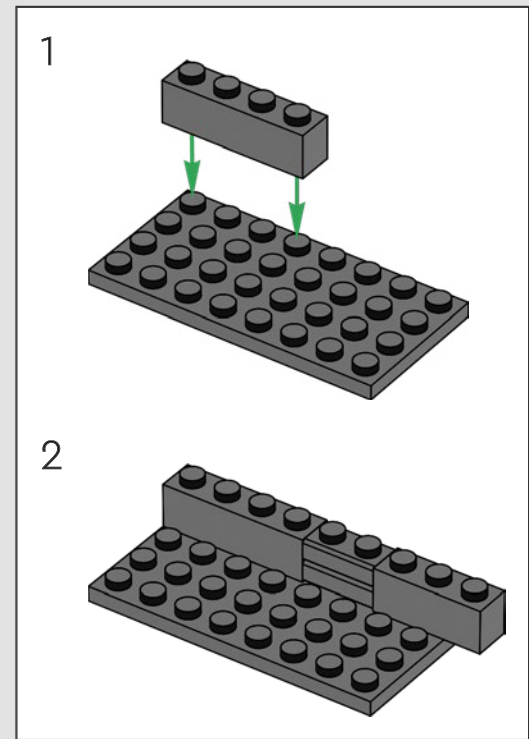
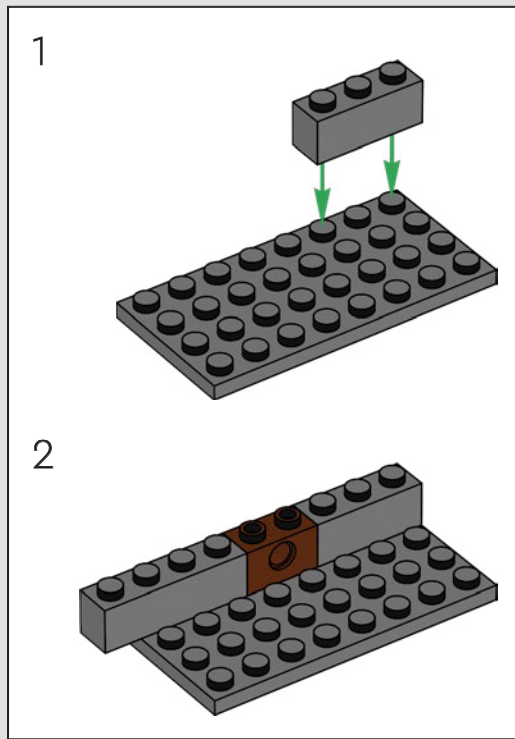



7






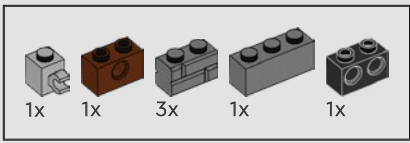
8



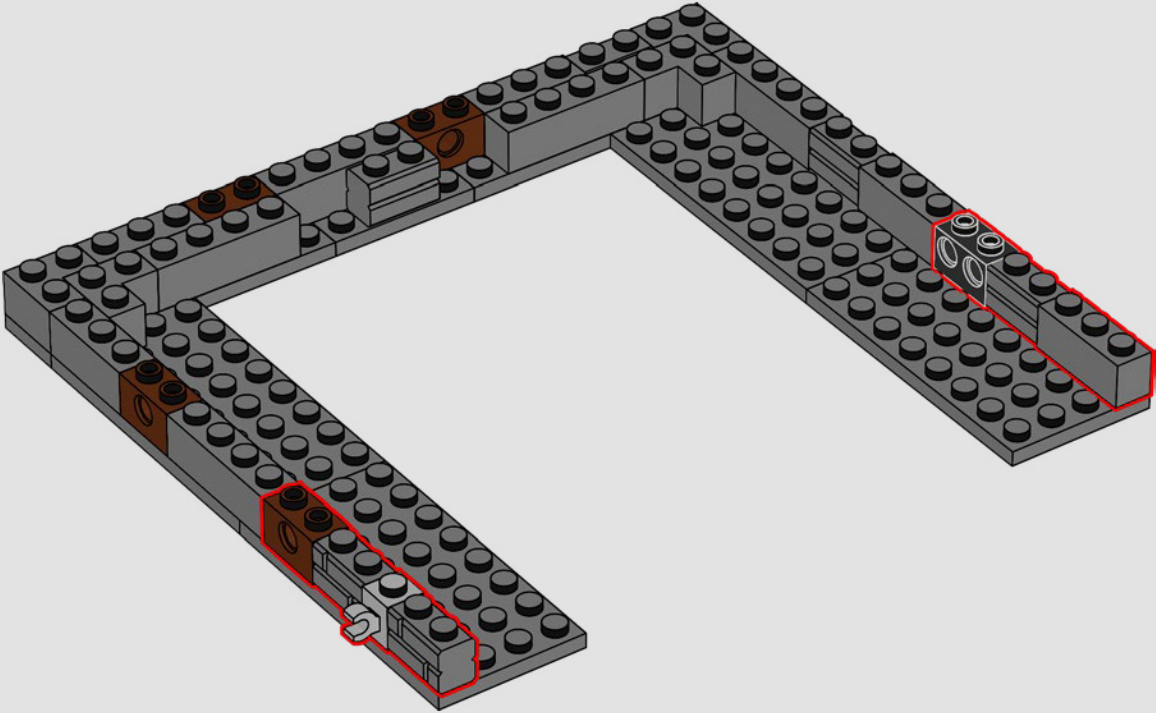


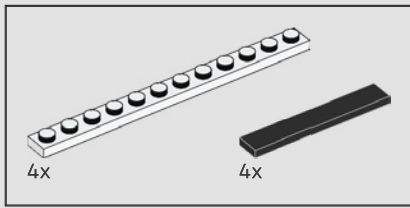
9



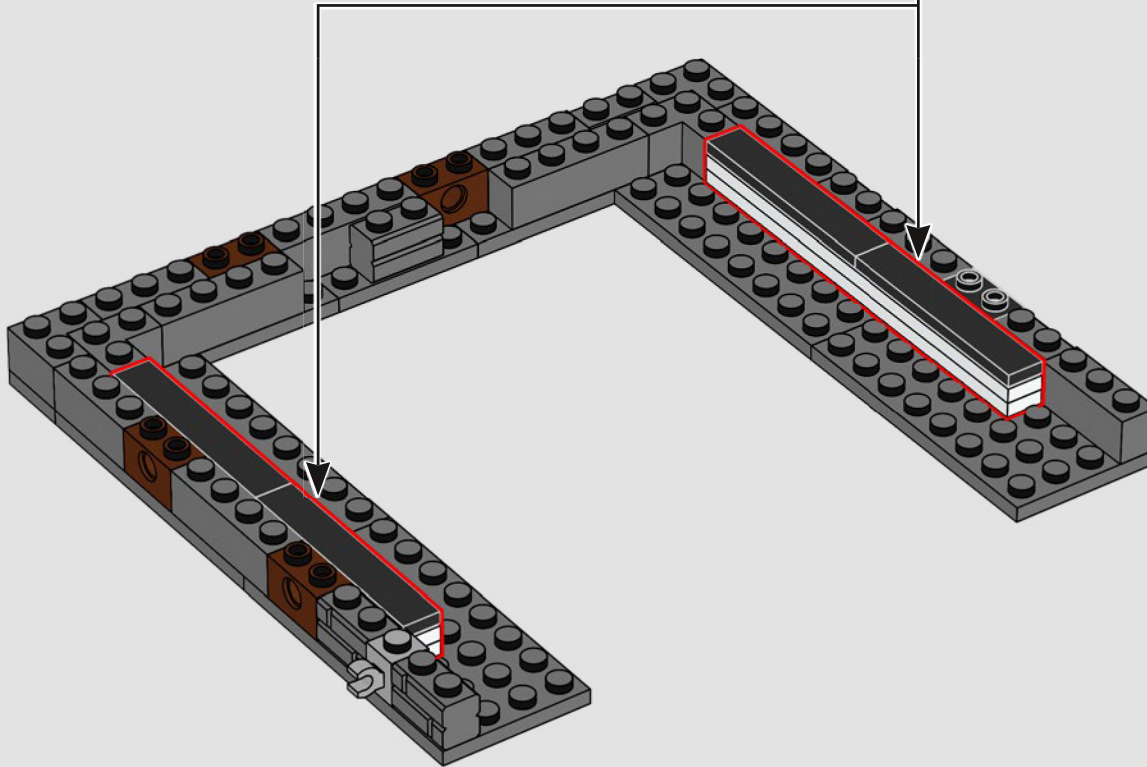
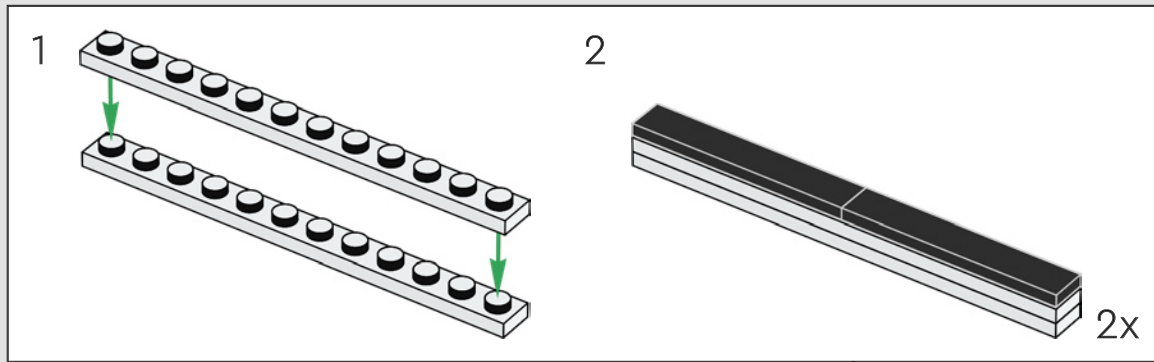


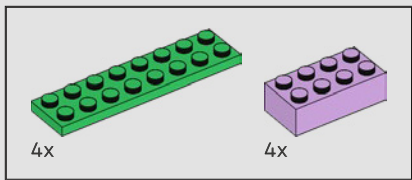
10



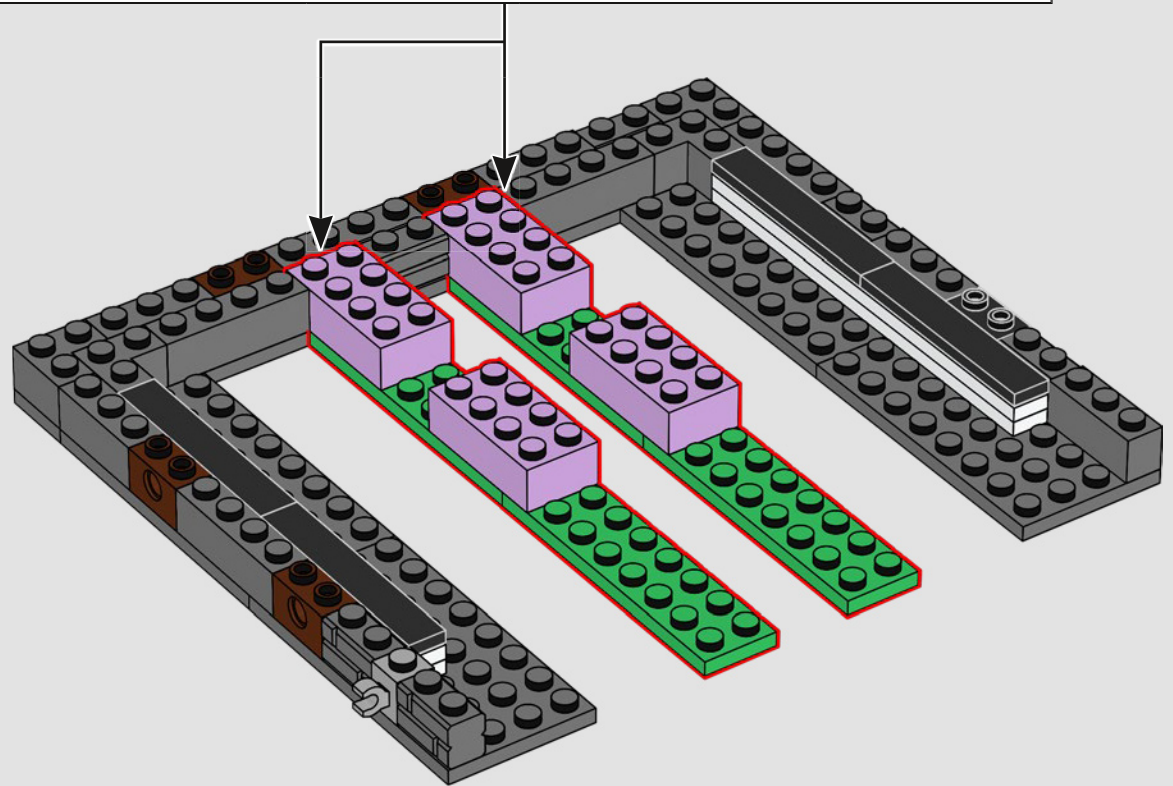
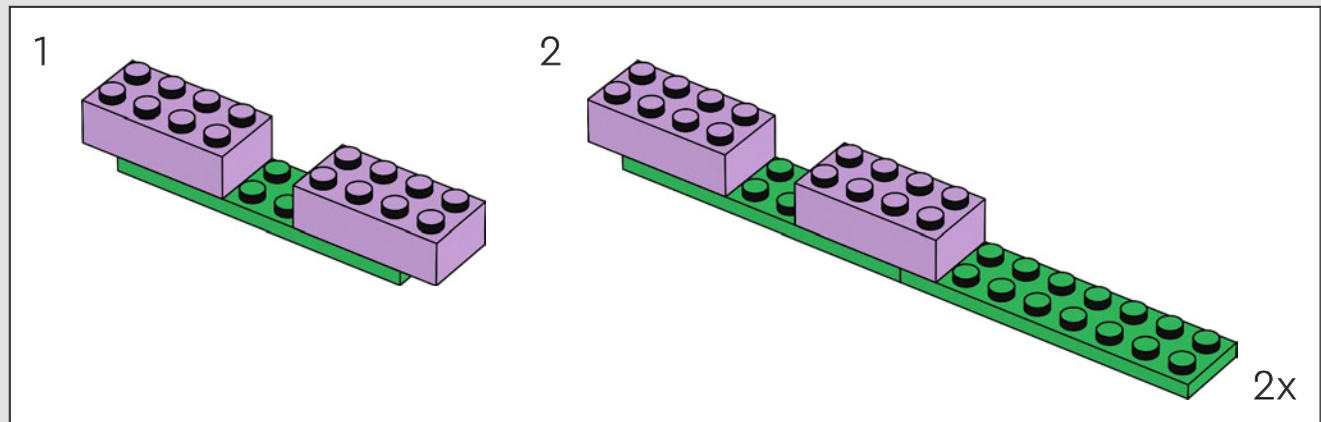



11



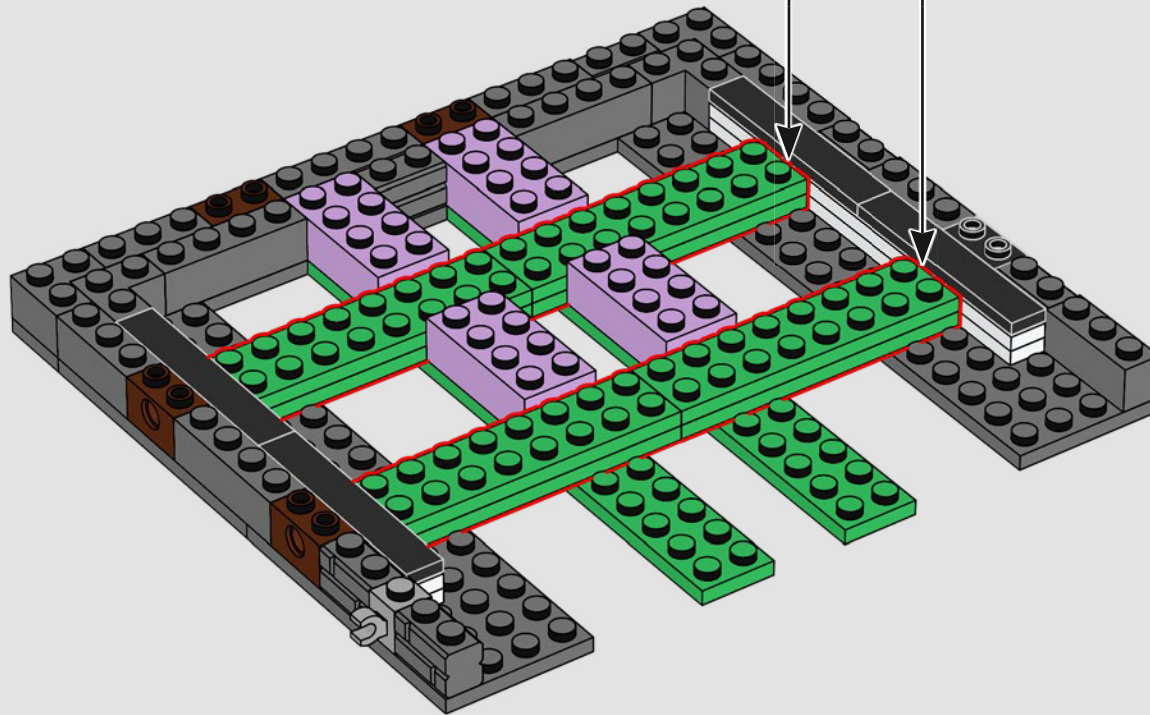
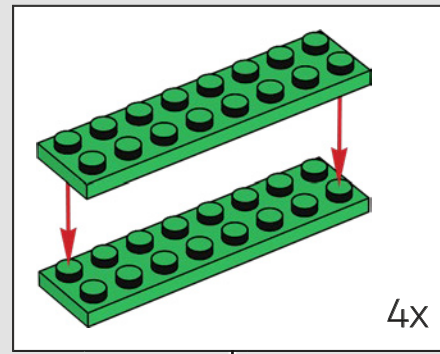



12



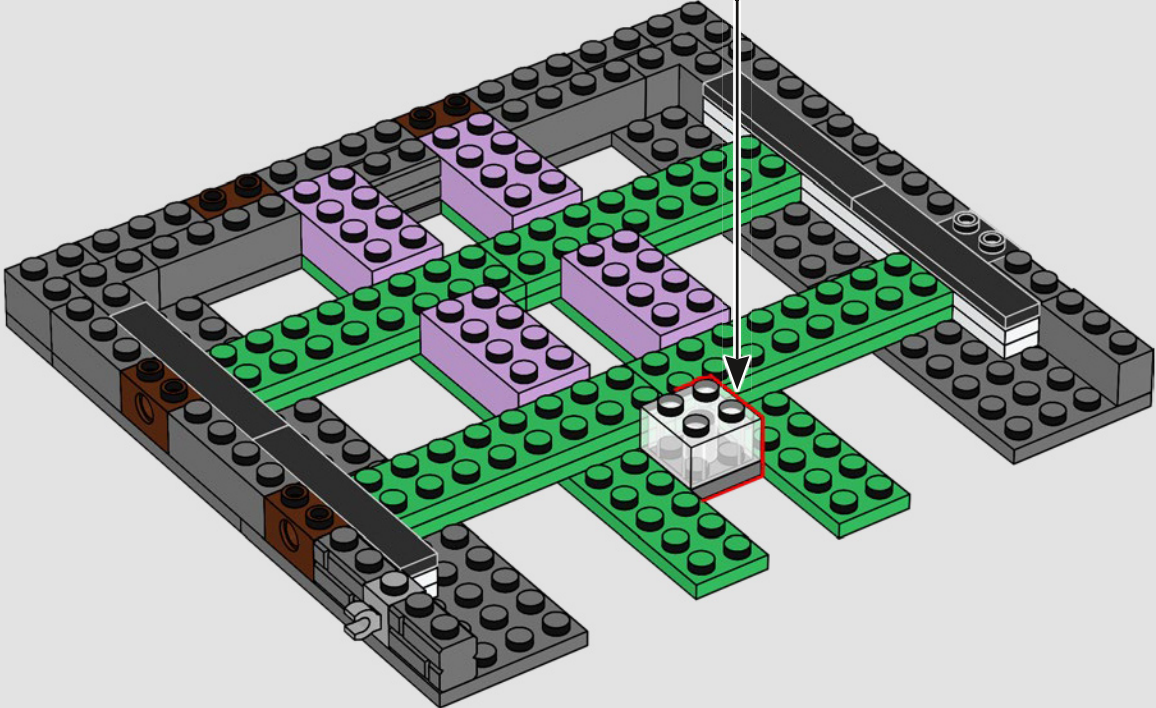
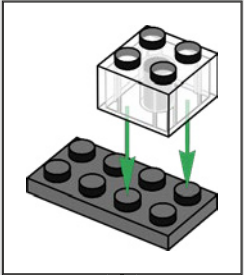


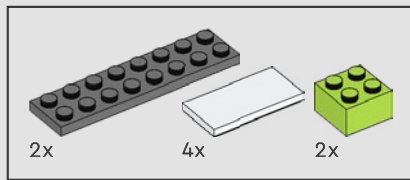
13



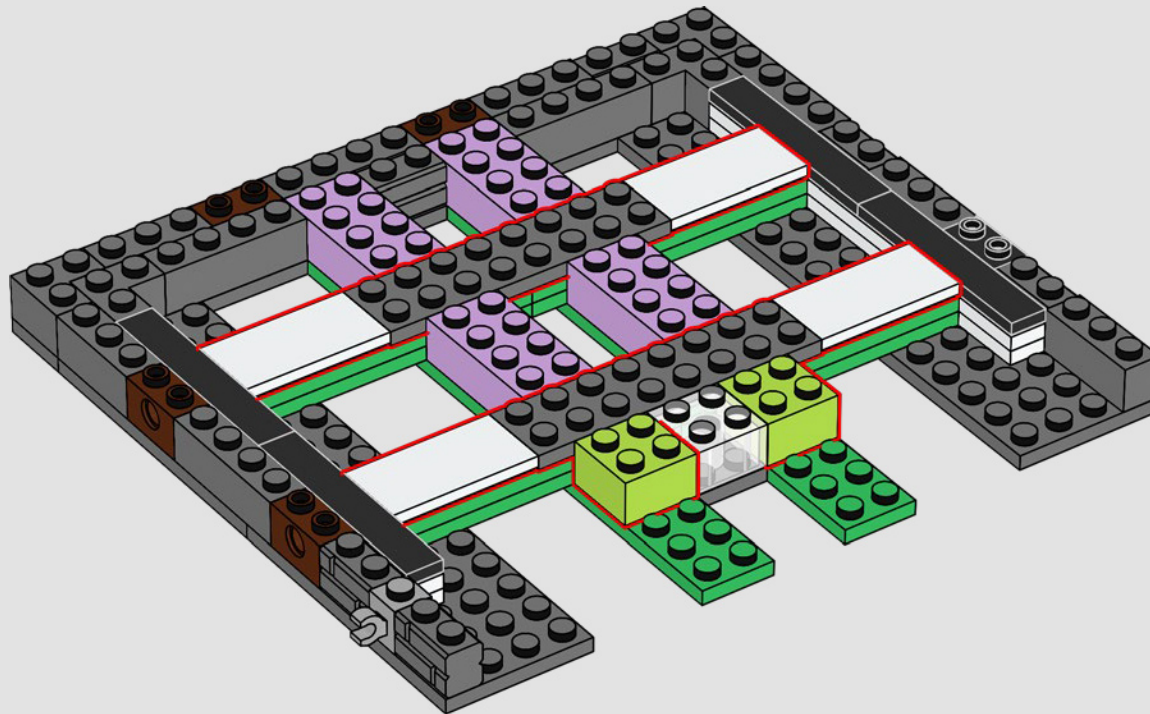


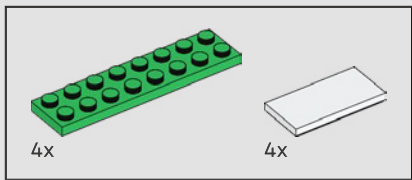
14



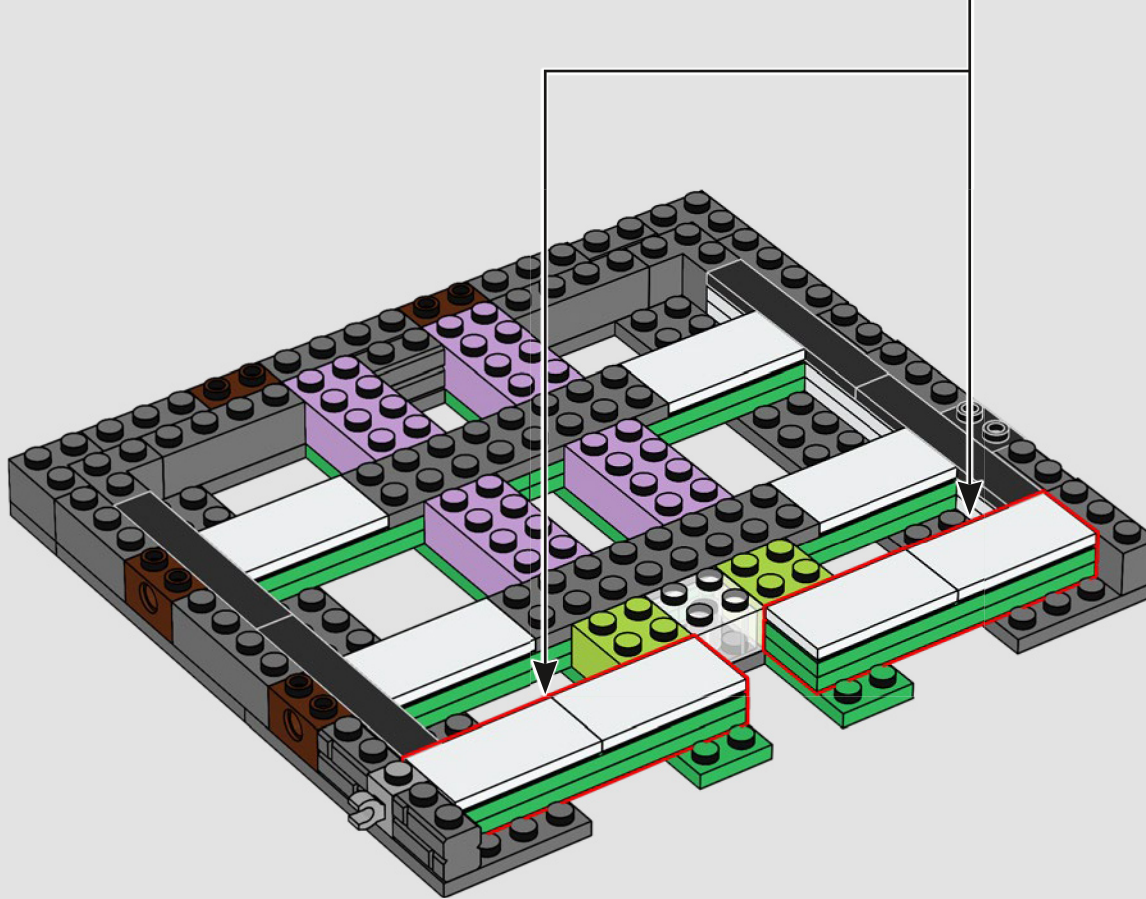
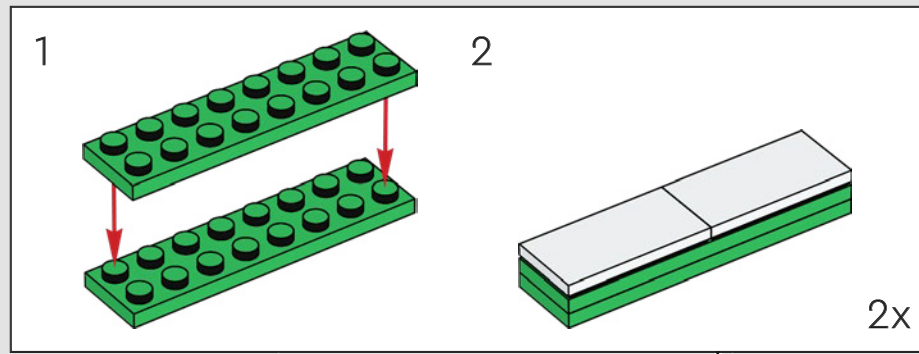


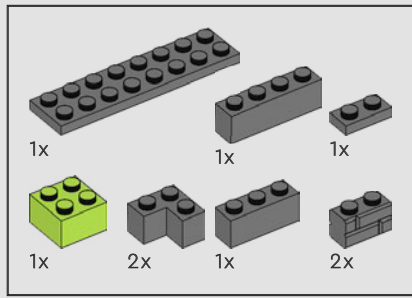
15



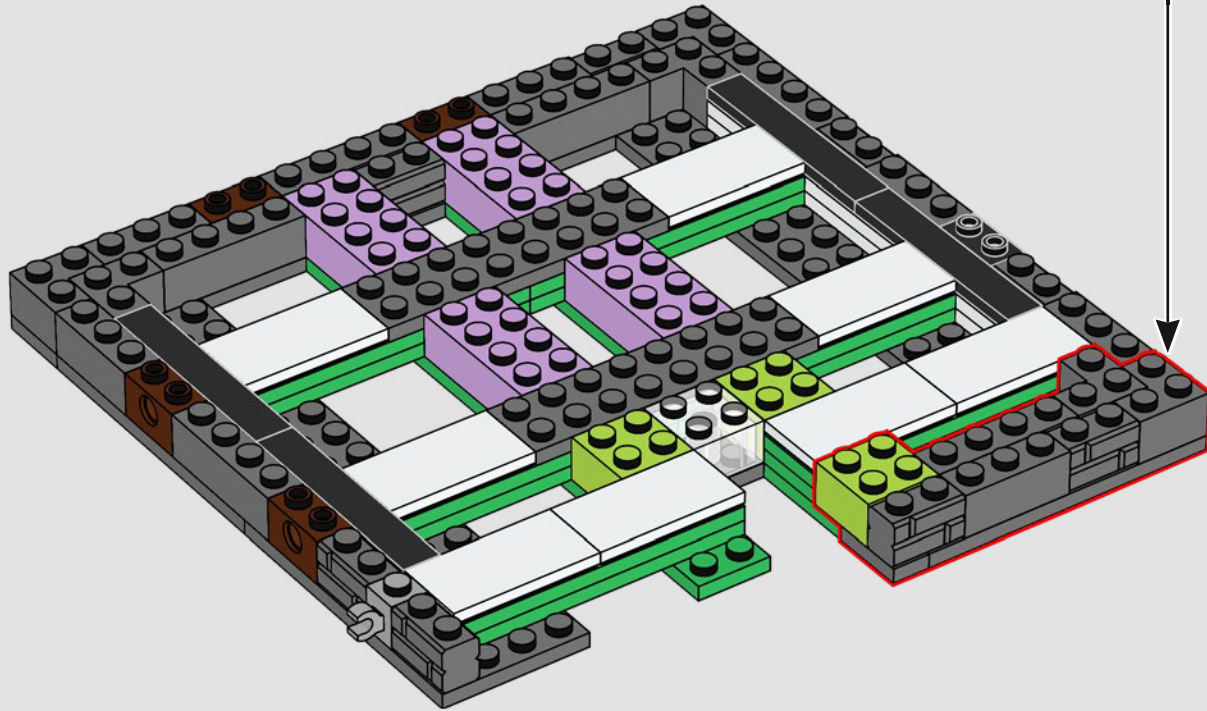
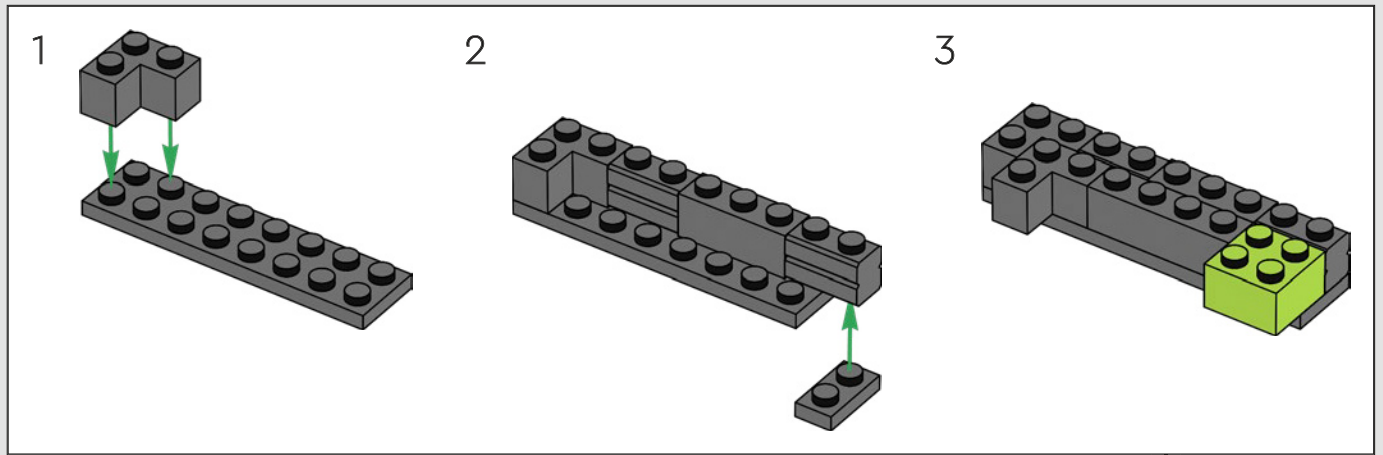


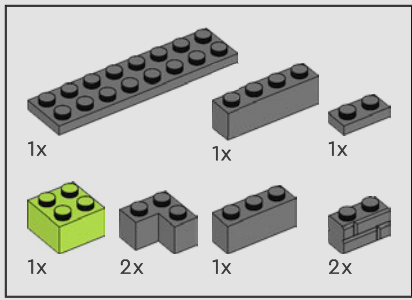
16



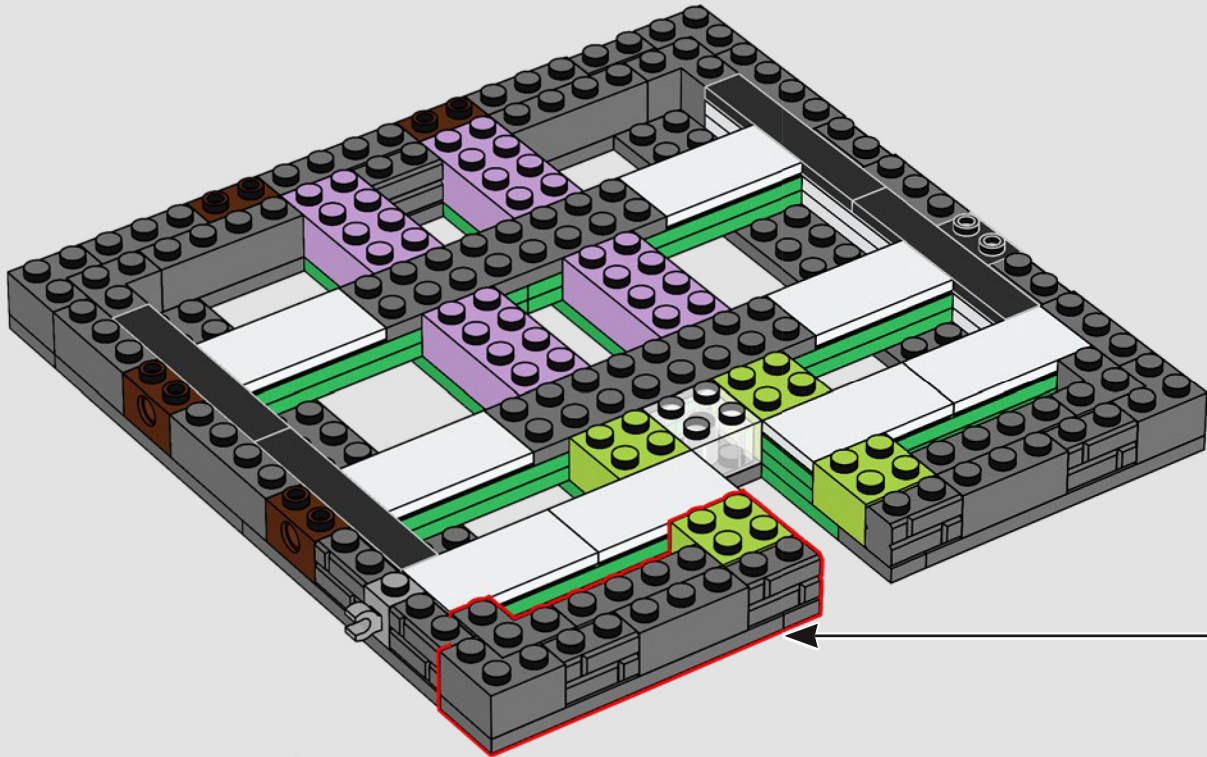
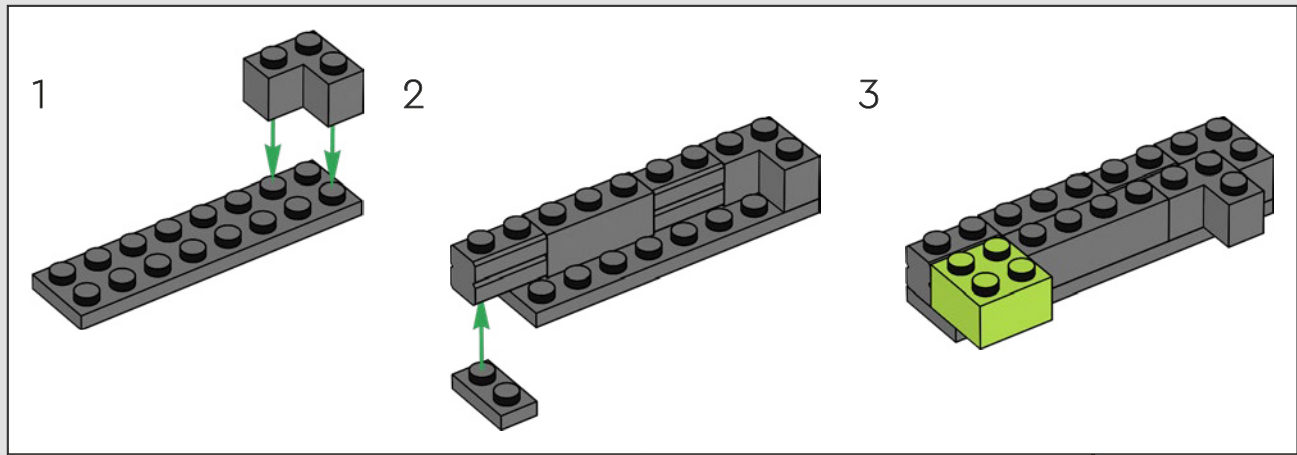


17



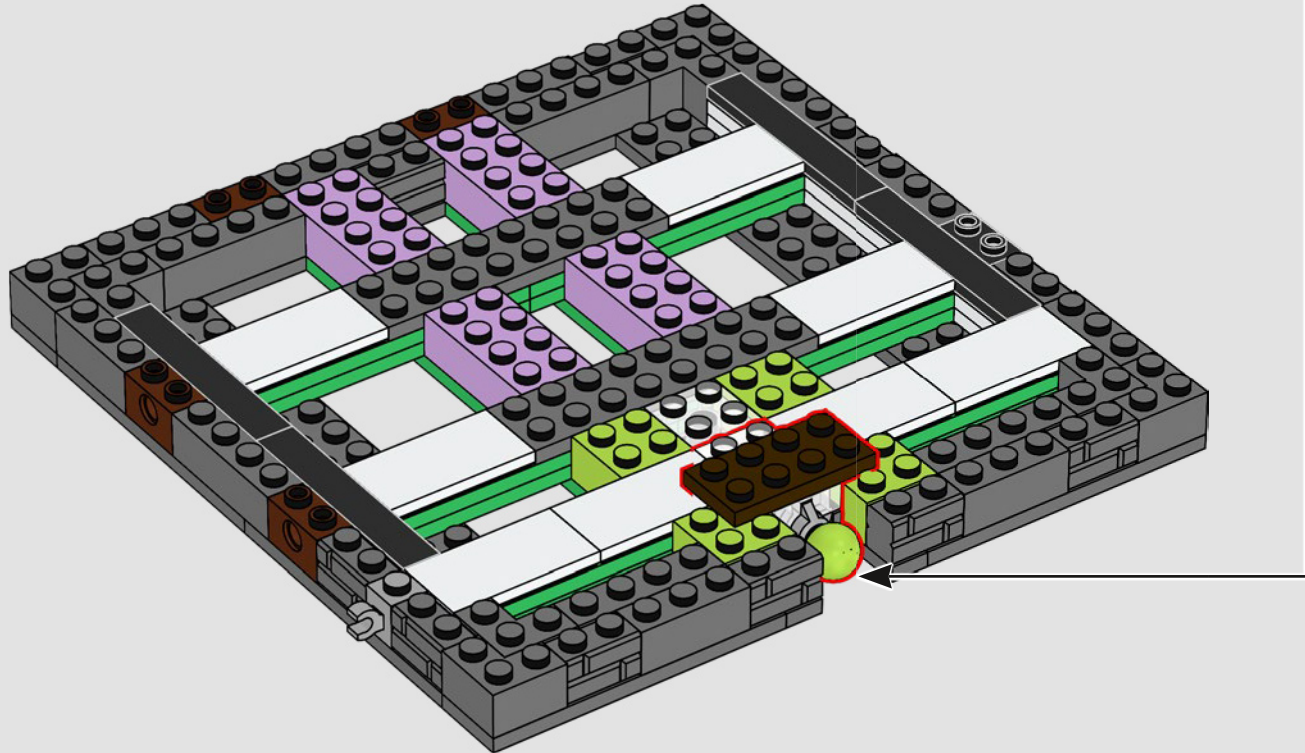
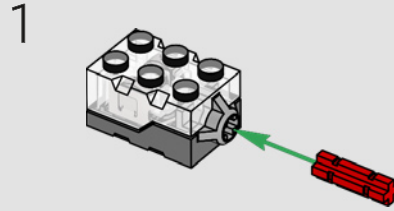
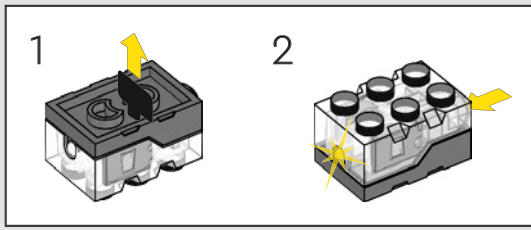


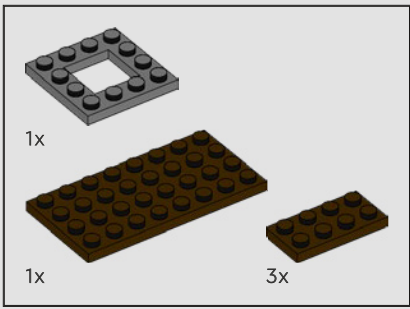
18



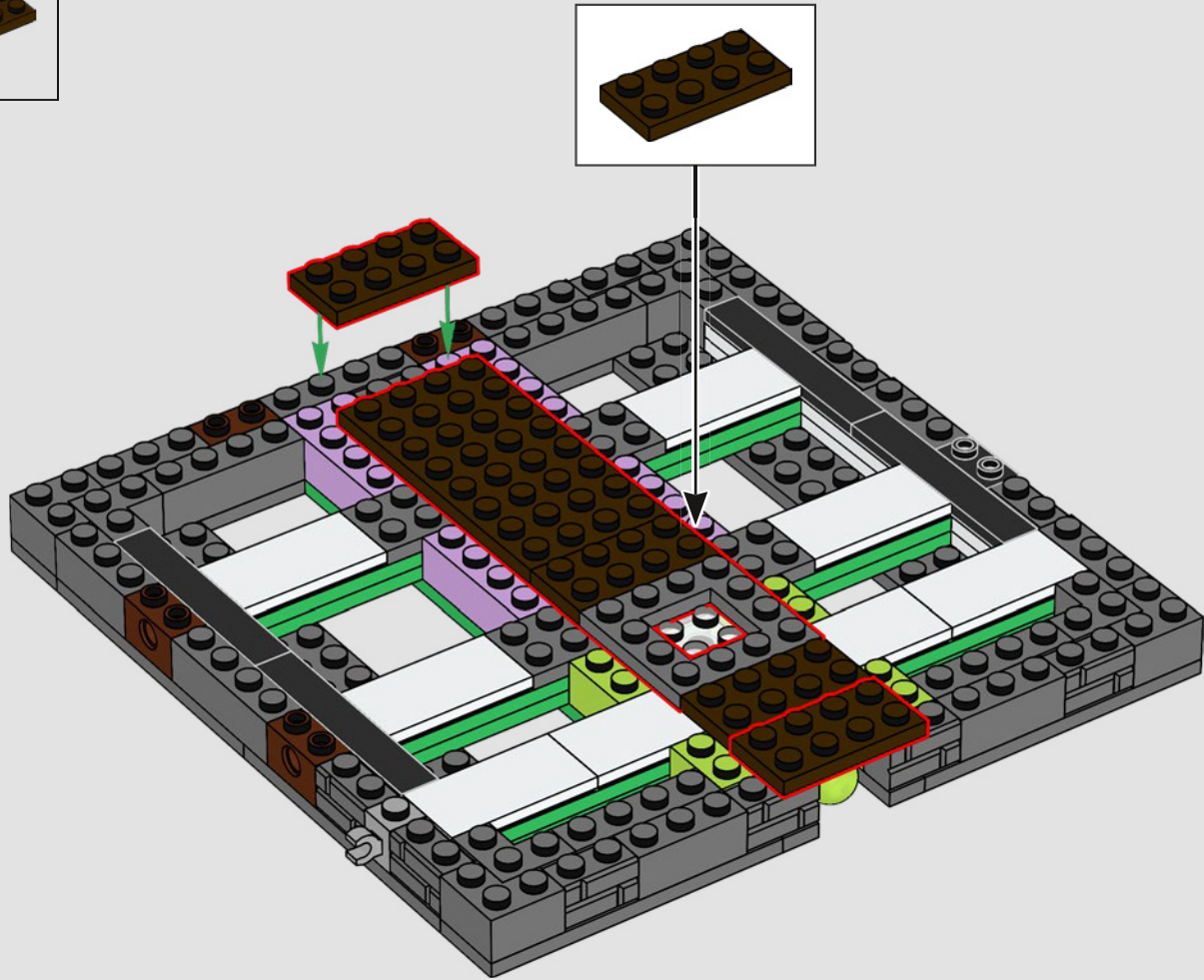


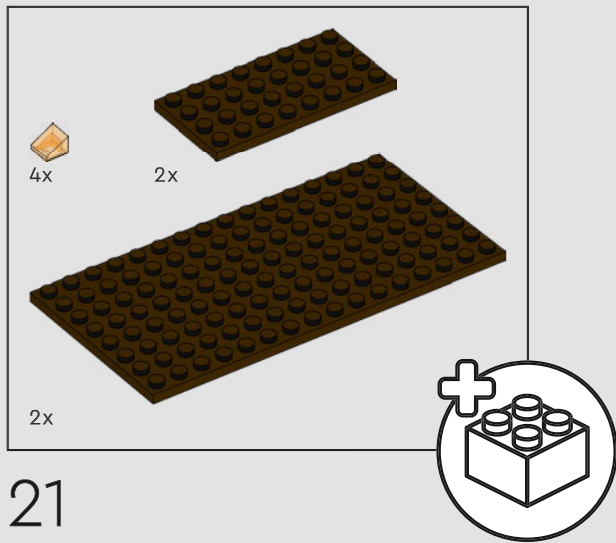
19



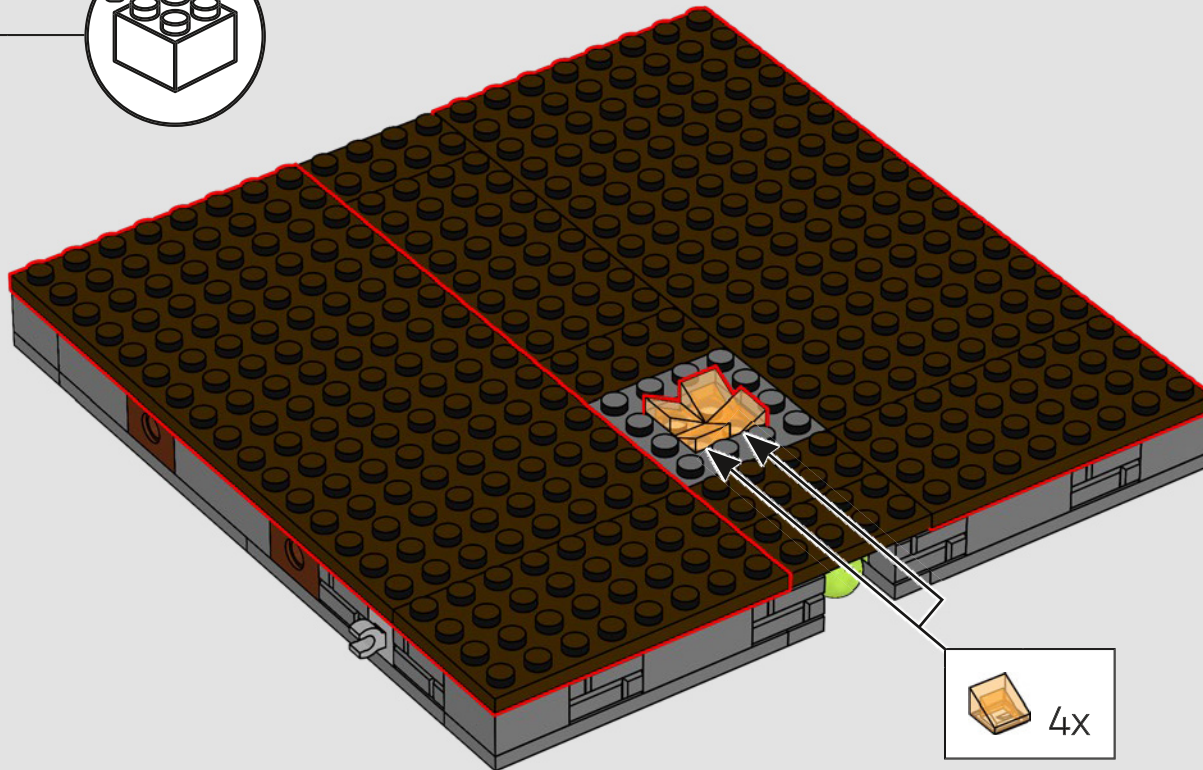


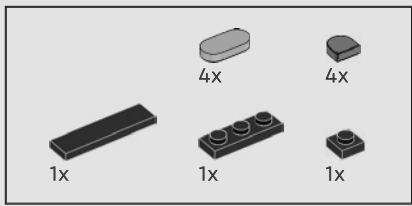
20



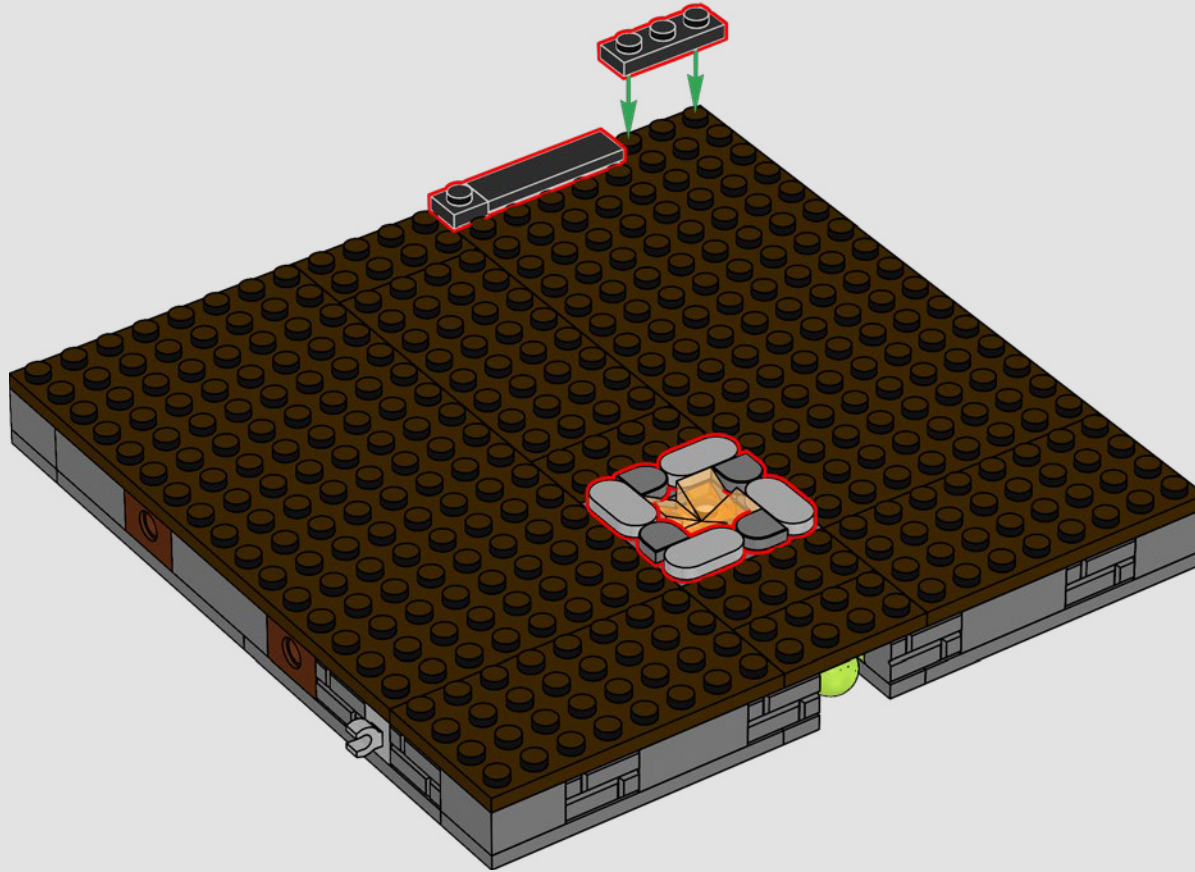


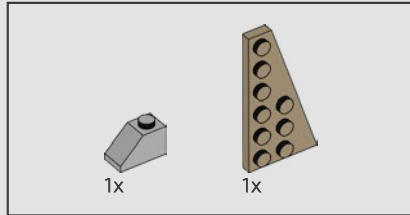
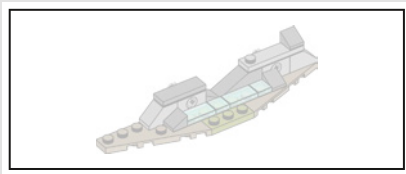
21



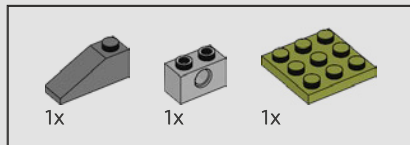
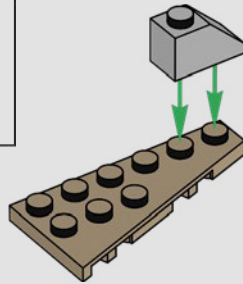


22

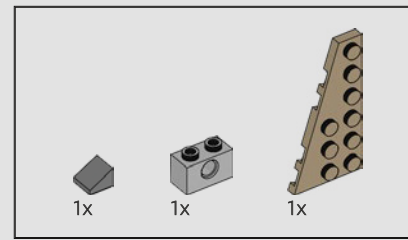
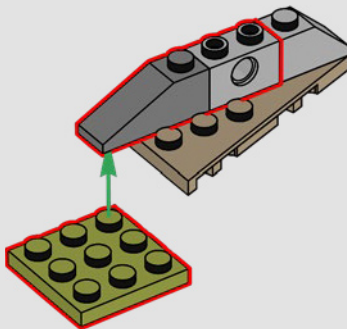




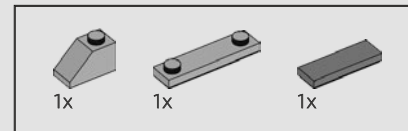
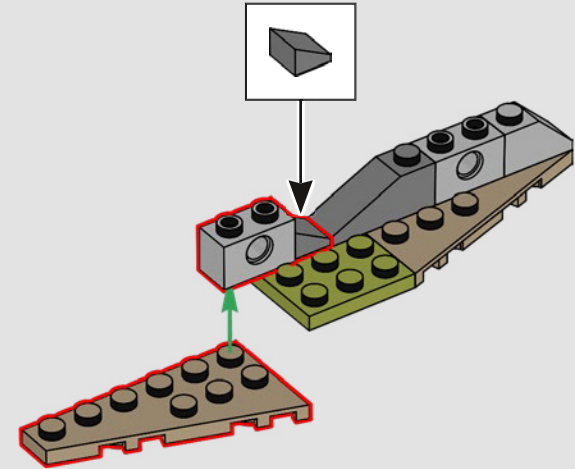
23



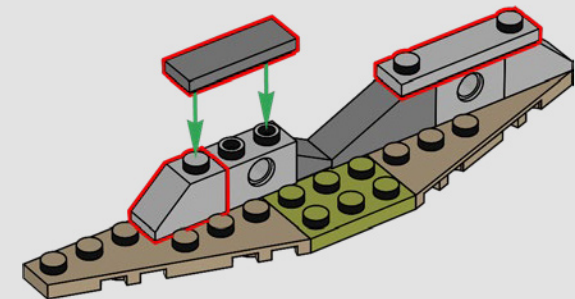
24



25


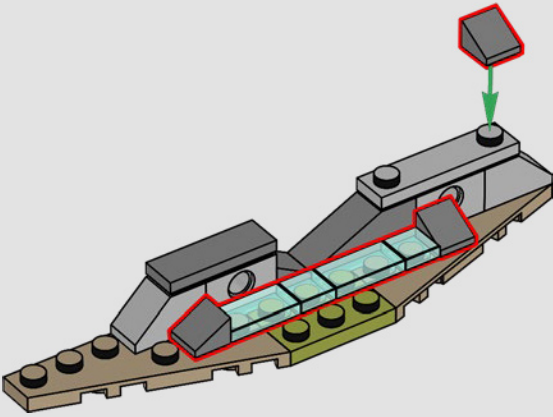


26

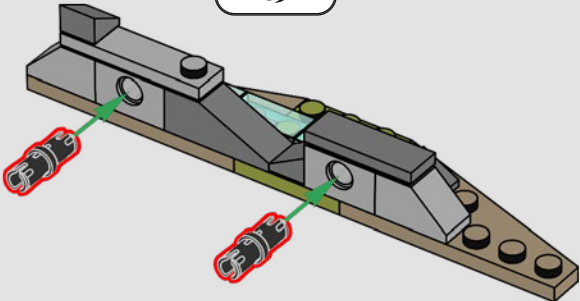




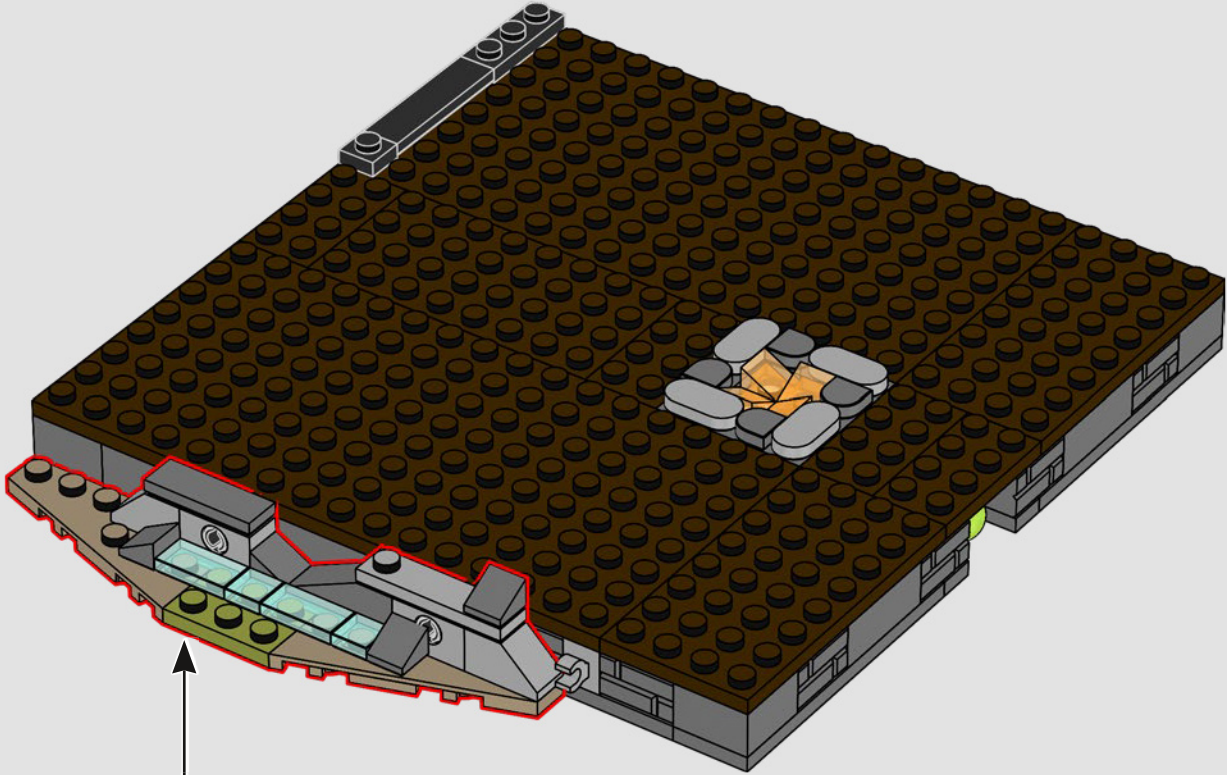
27

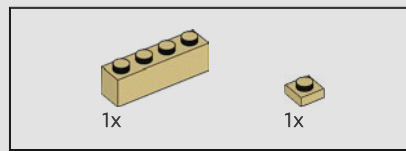


28

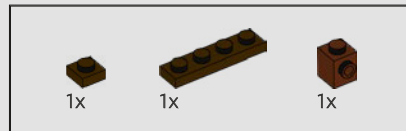
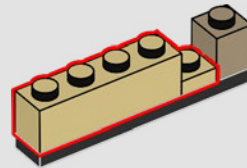


29

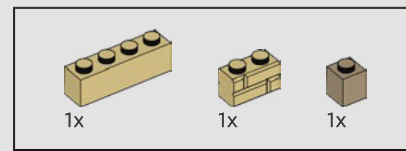
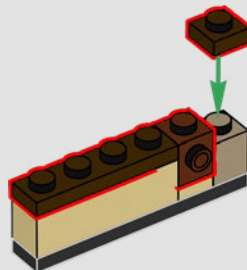




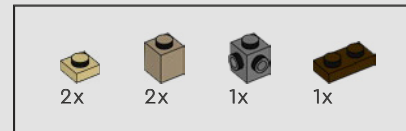
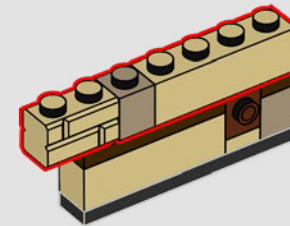
31




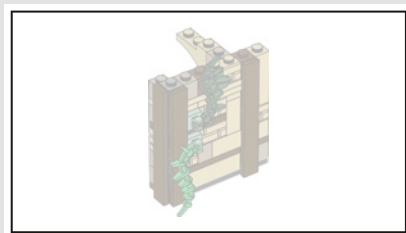
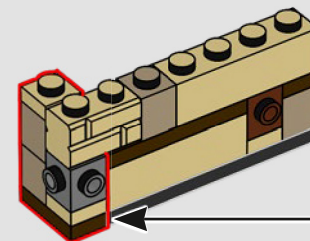
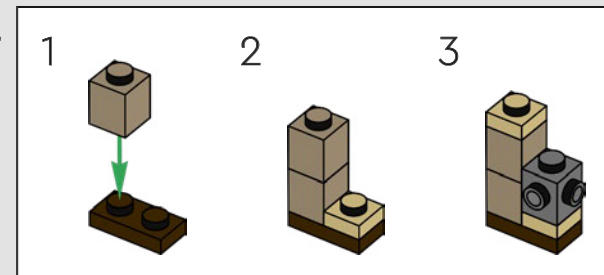
32



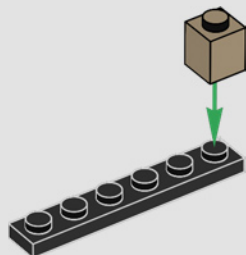
33

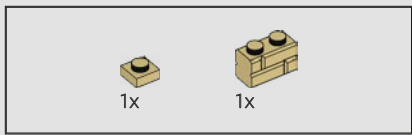


34

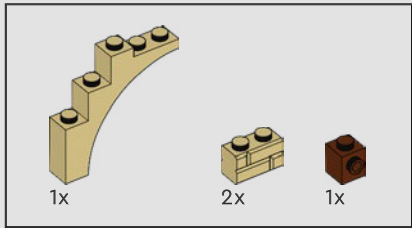
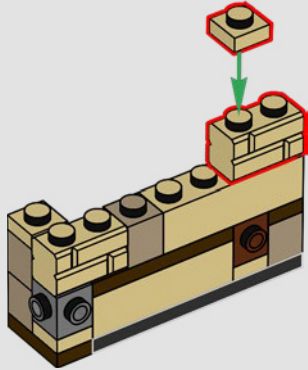


30

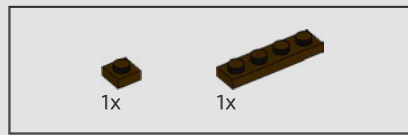
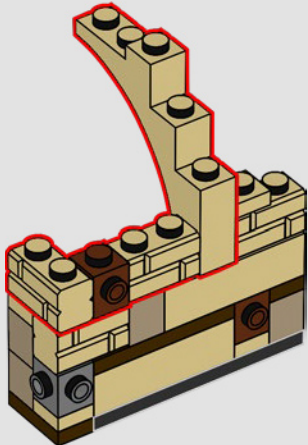




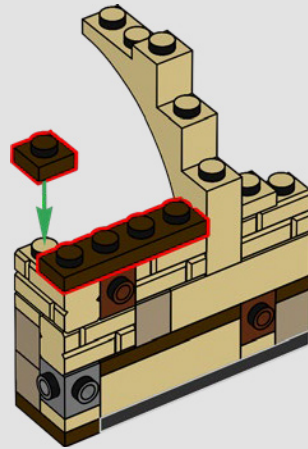
35



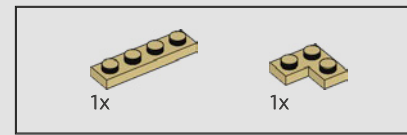
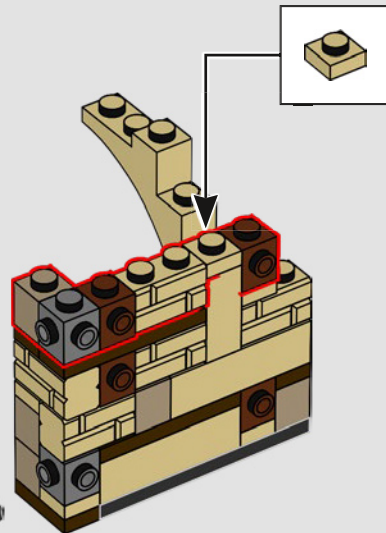
36



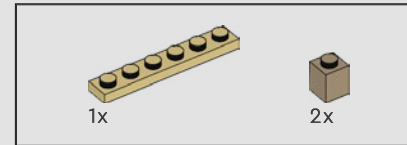
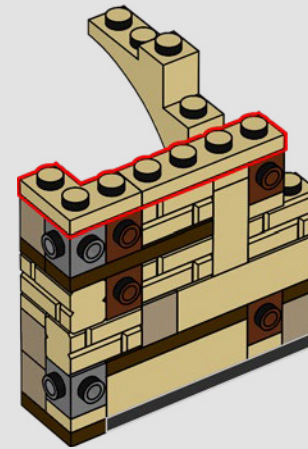
37



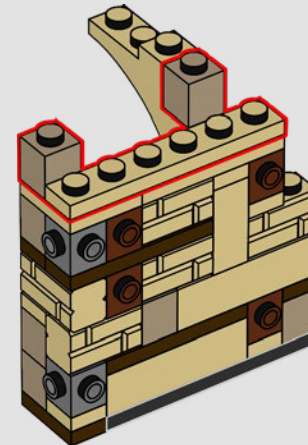
38

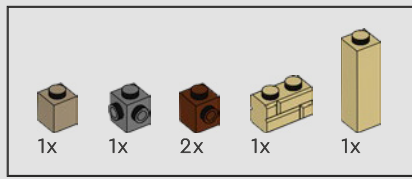


39

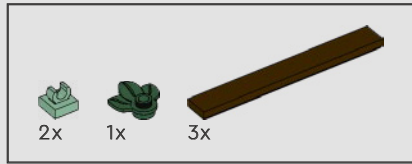
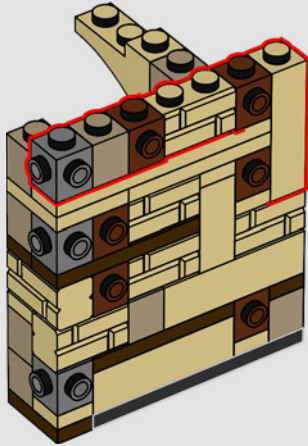


40


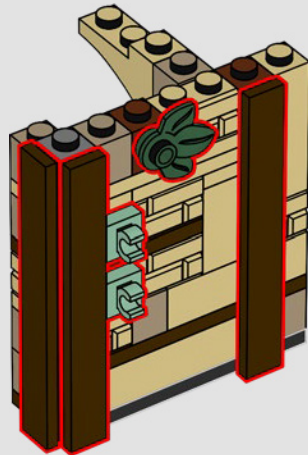




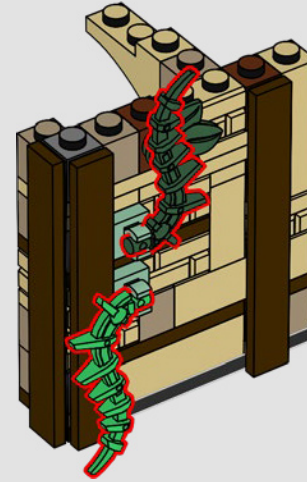
41



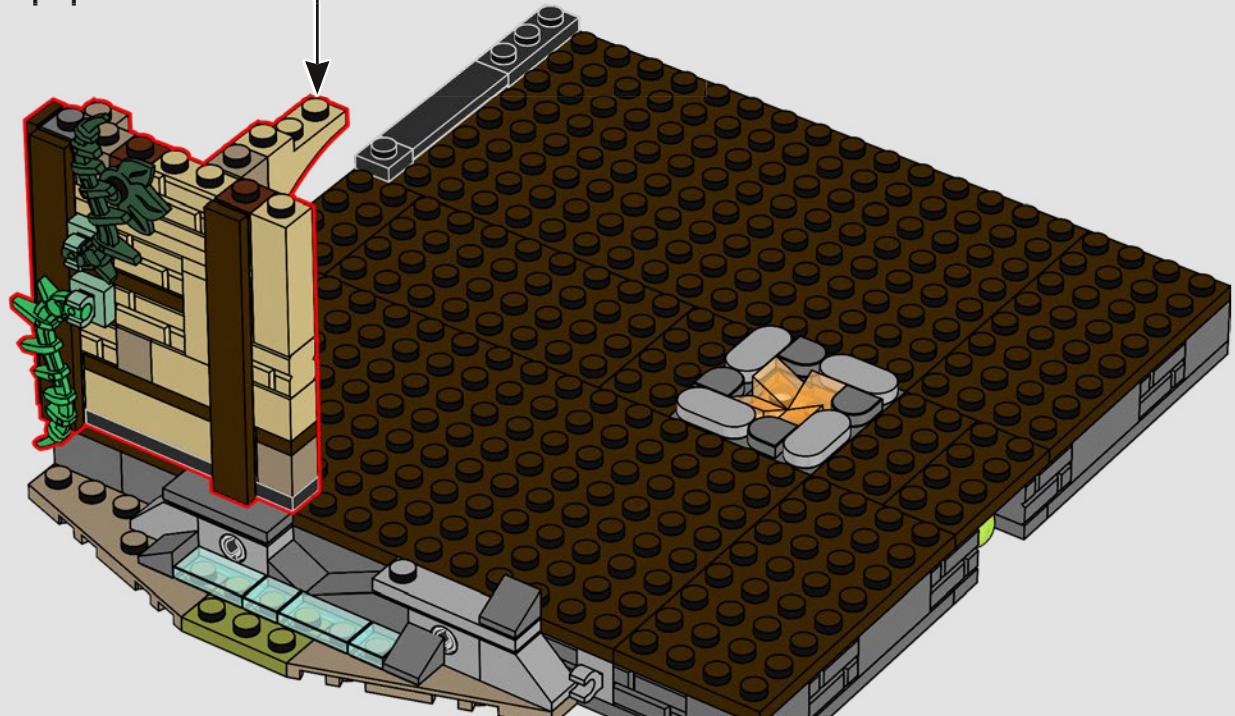
42

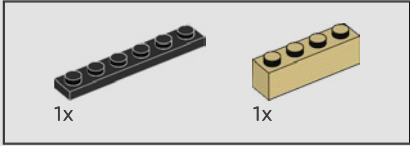
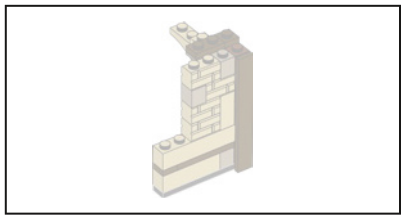


43

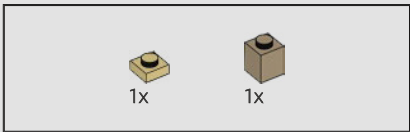
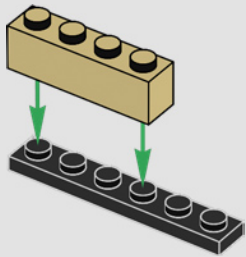


44

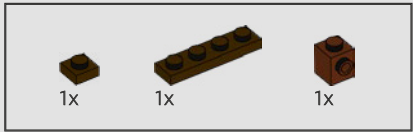
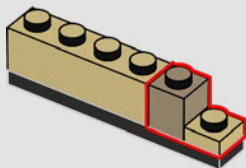




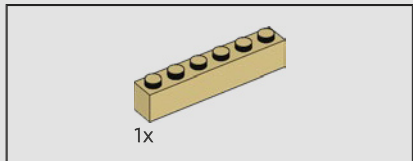
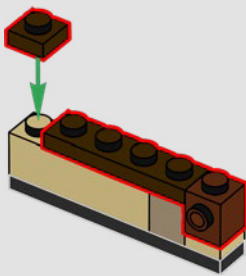
45



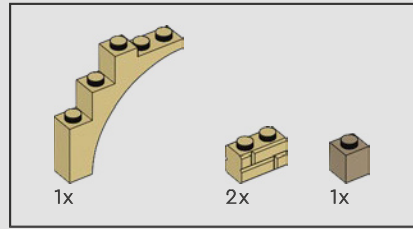
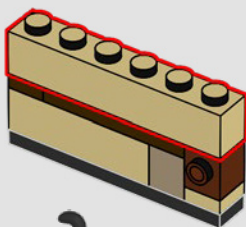
46



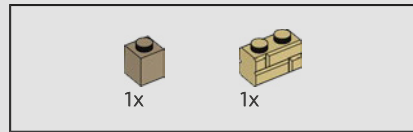
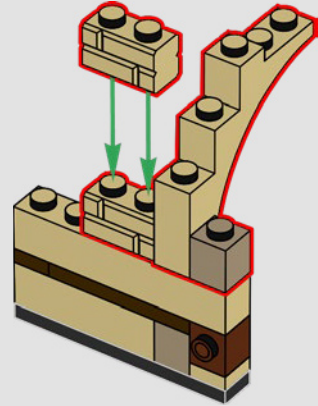
47



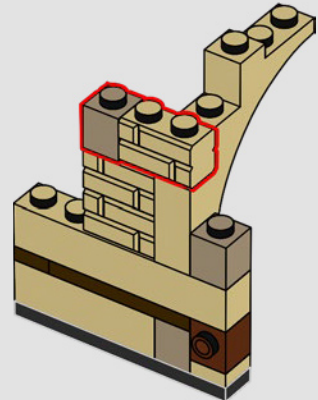
48

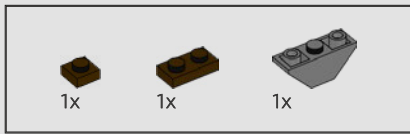


49

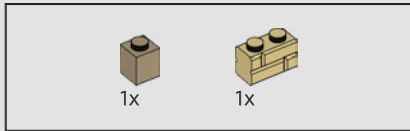
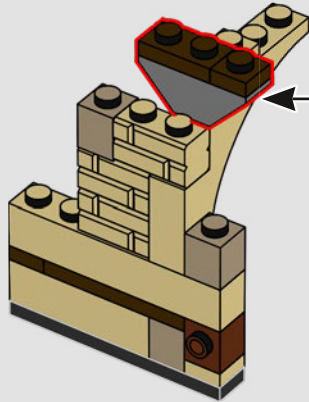
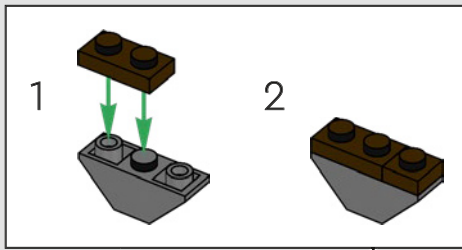


50

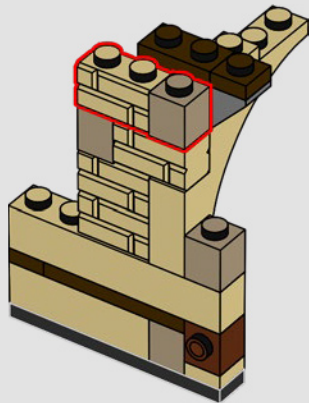




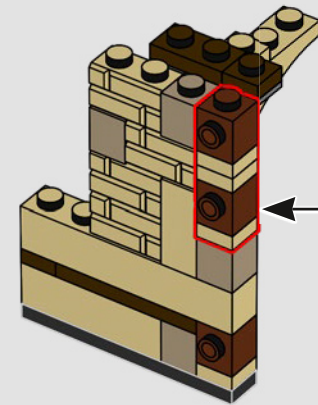
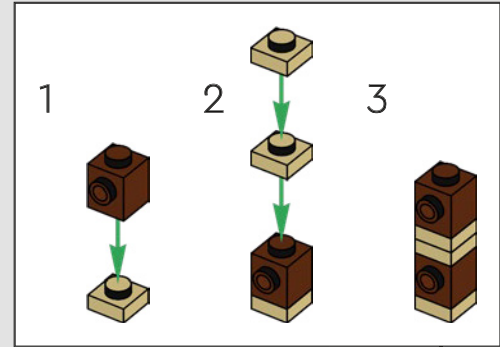
51

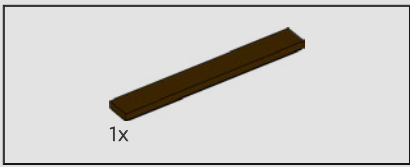


52

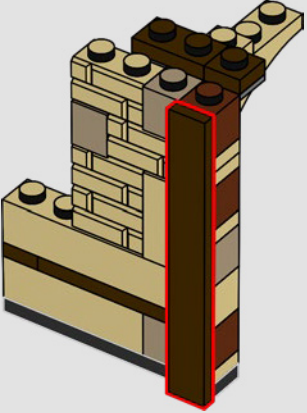


53

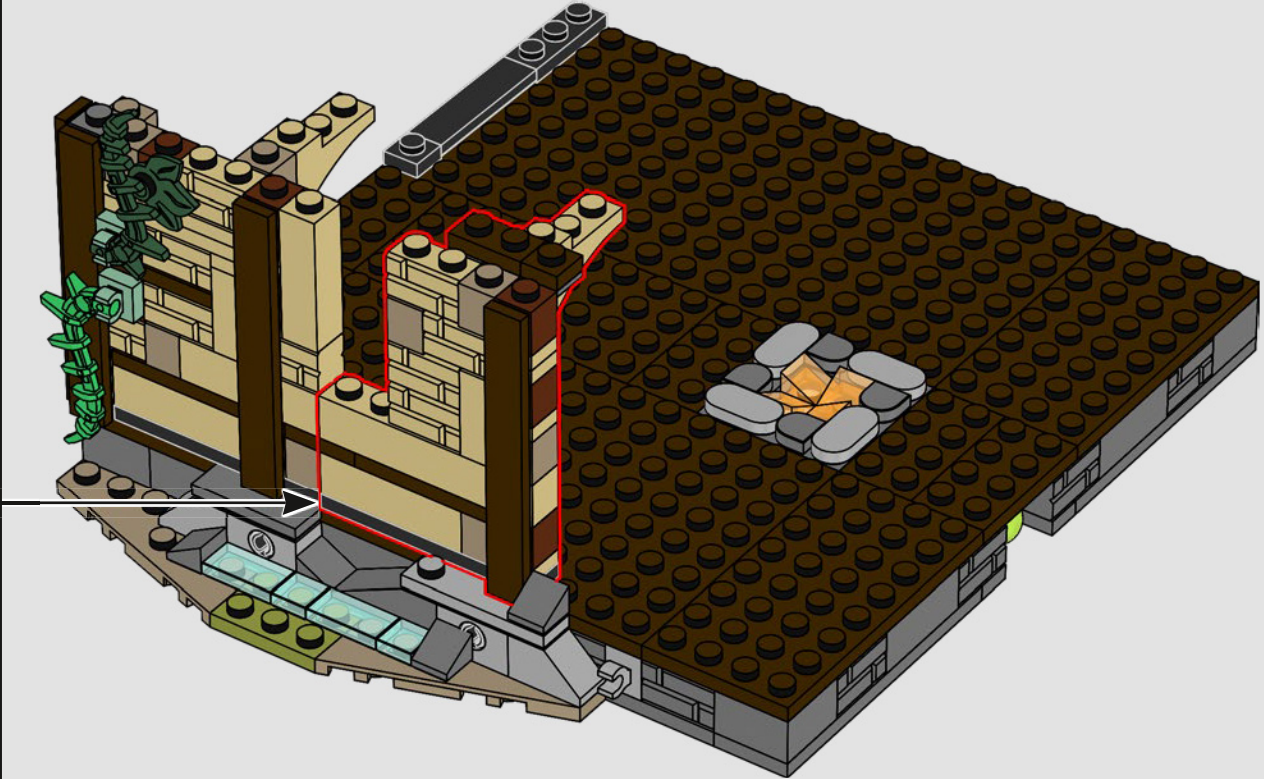


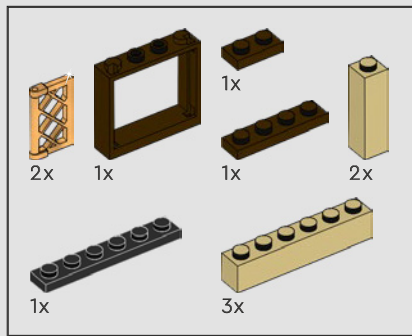


54

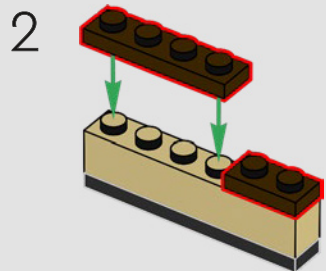
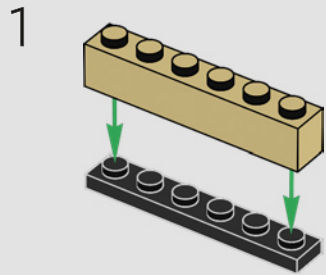


55

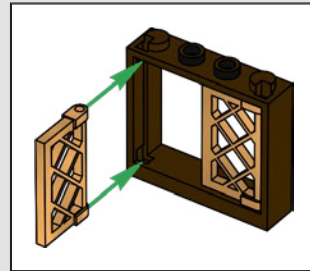
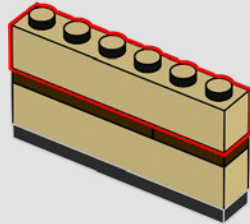




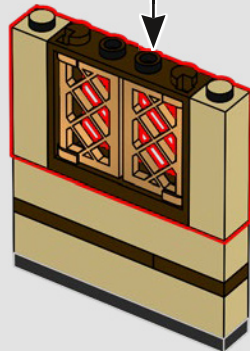
56



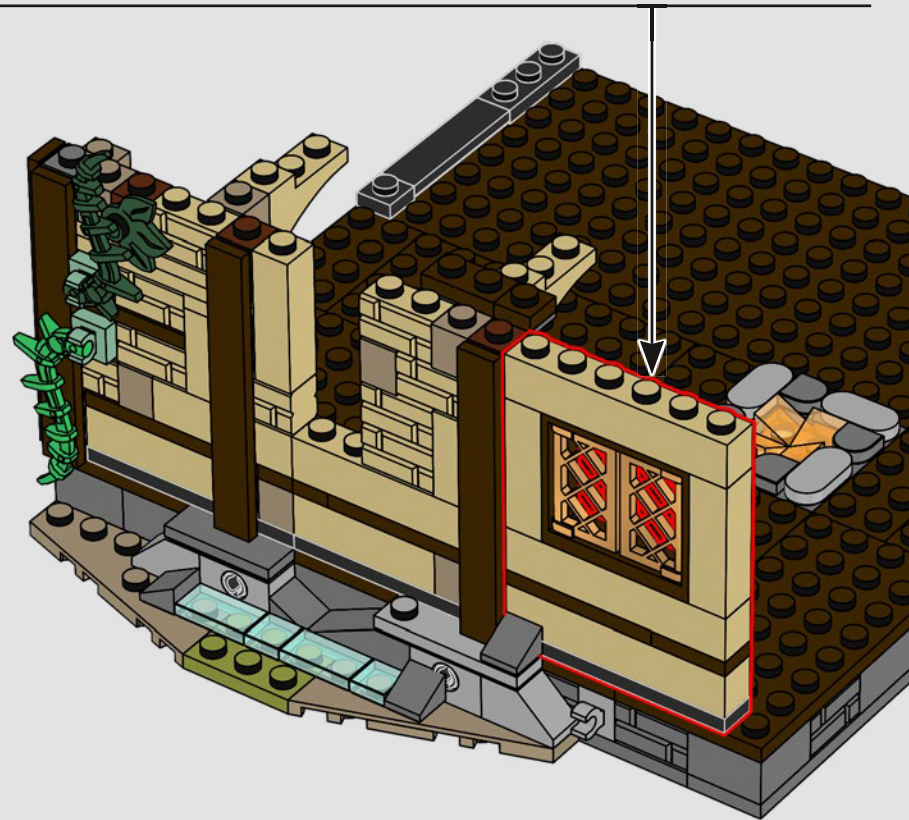
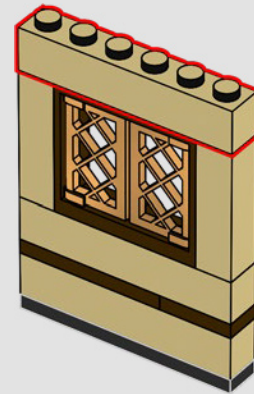
3

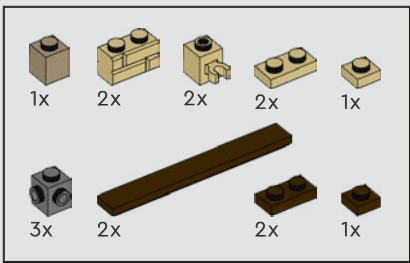


4


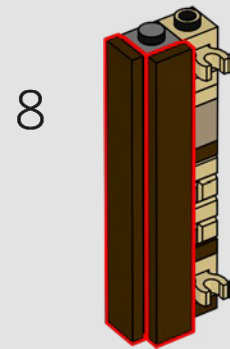
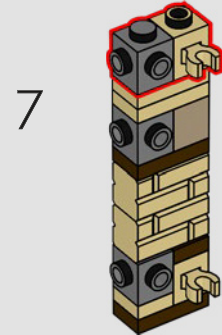
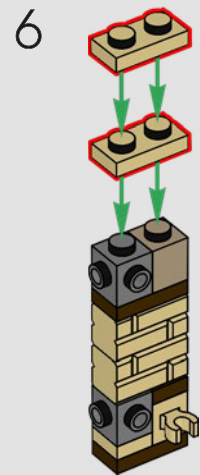
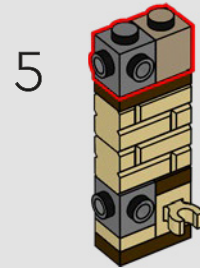
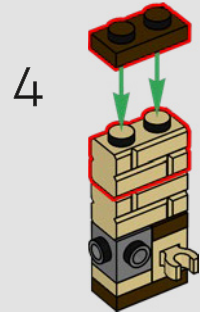
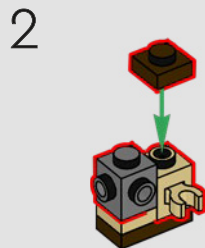
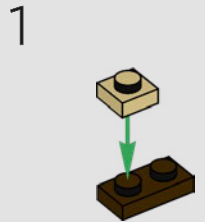


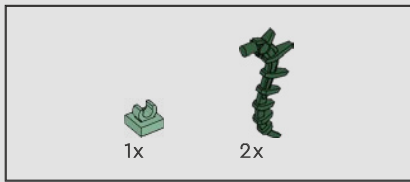
5



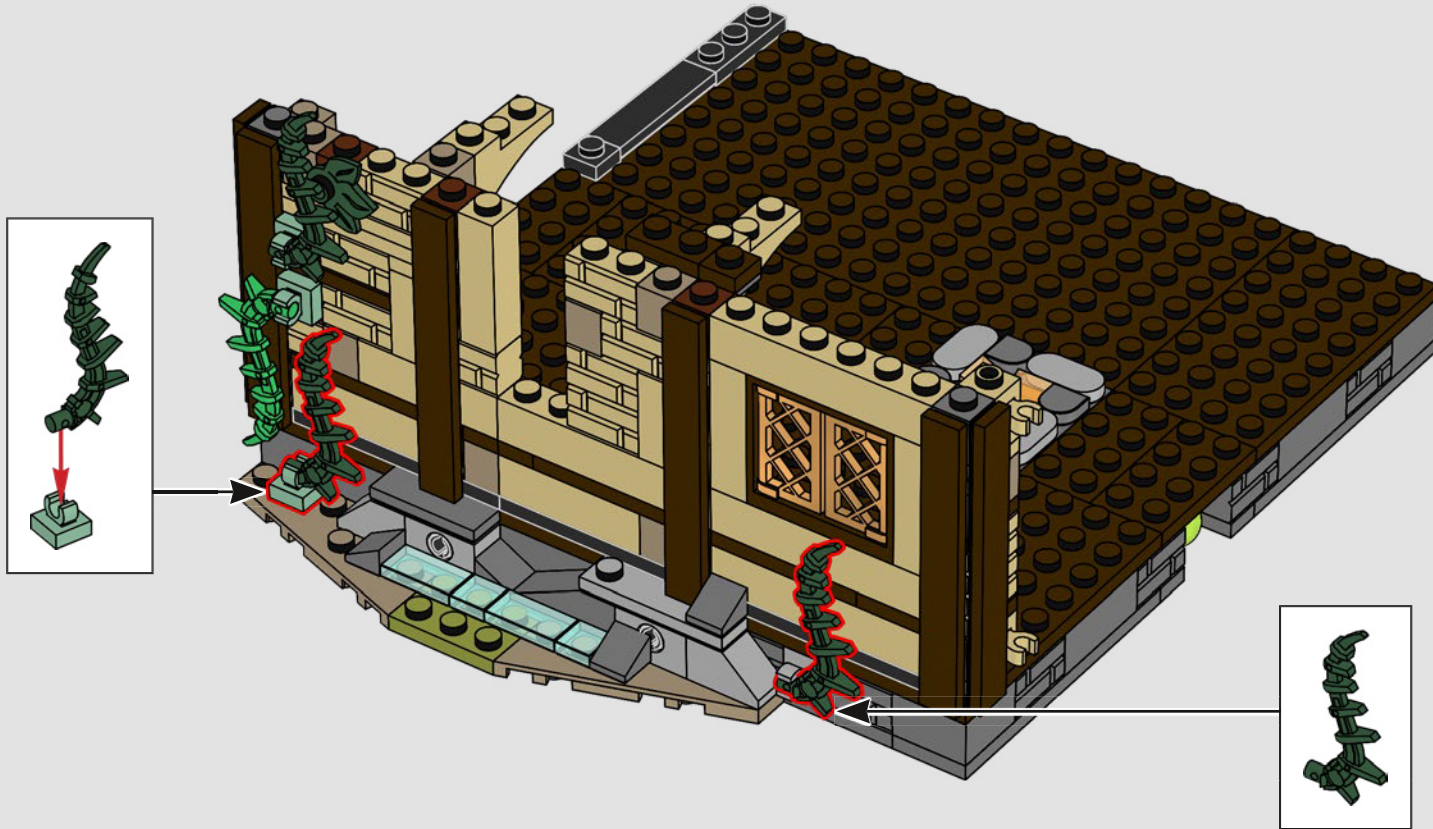


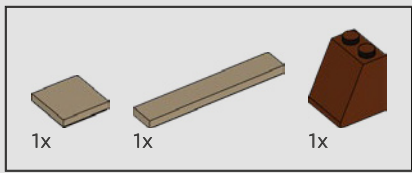
57



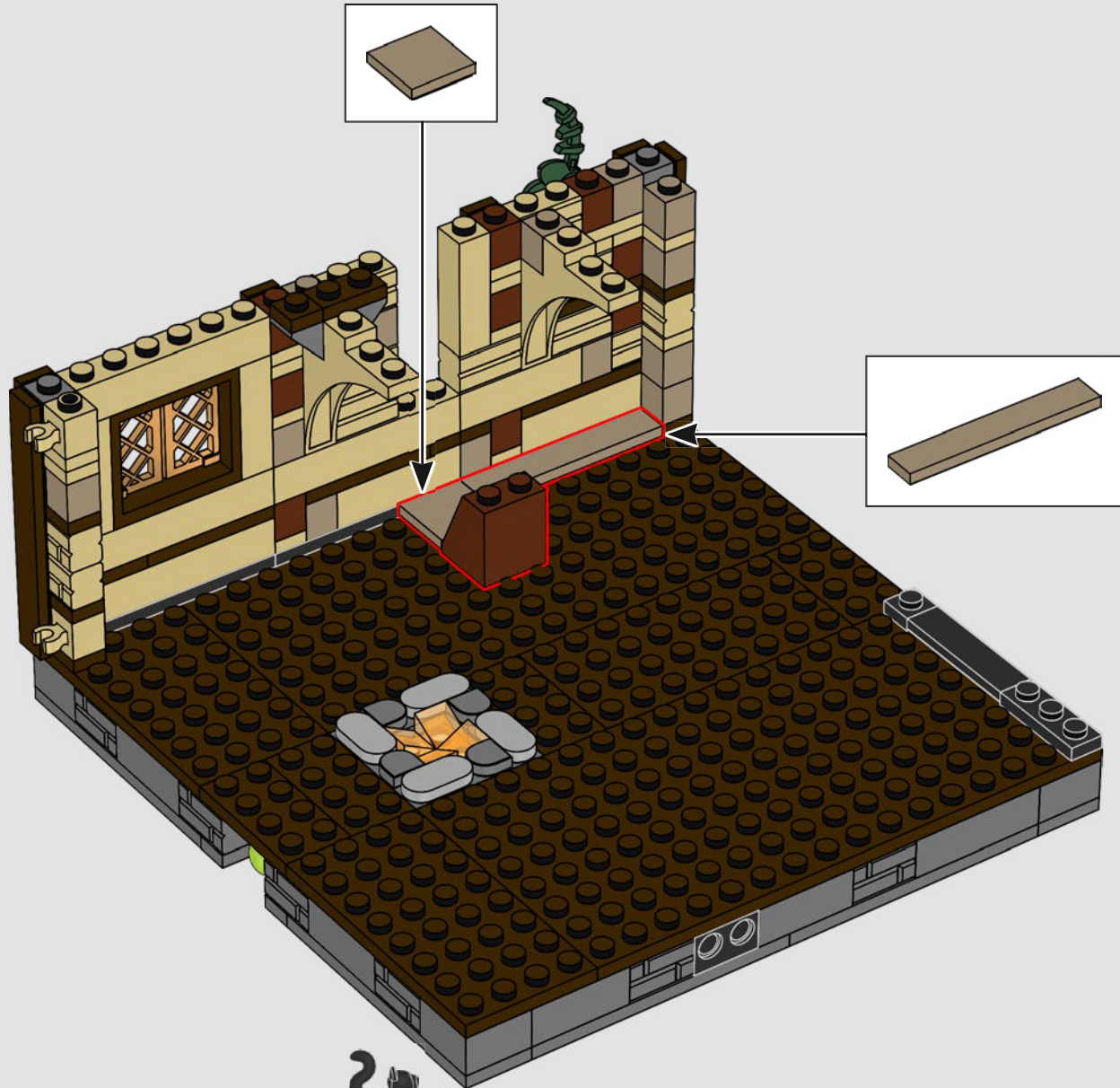


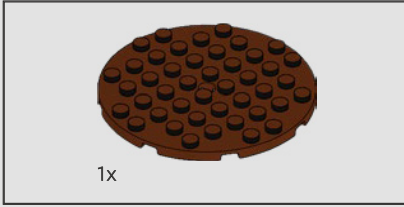
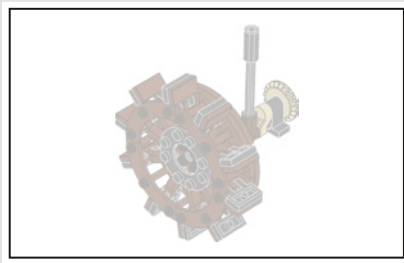
58



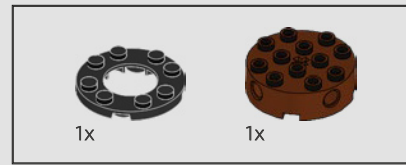
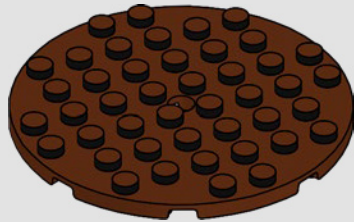


59


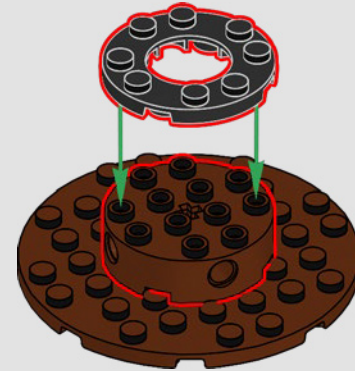




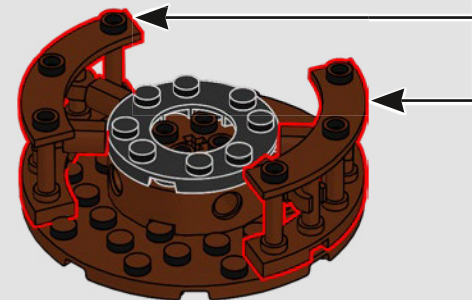
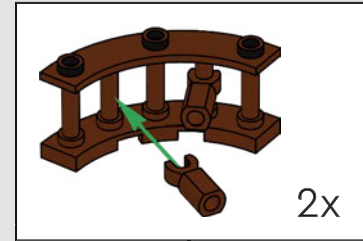
60

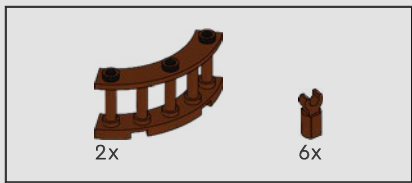


61

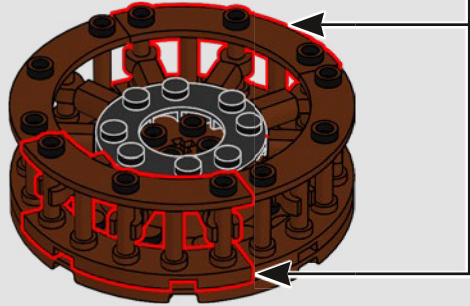
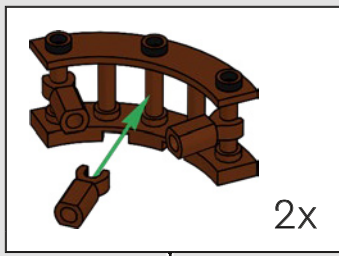


62

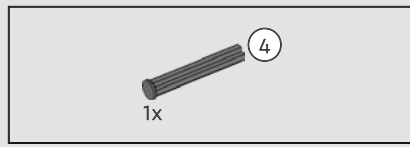
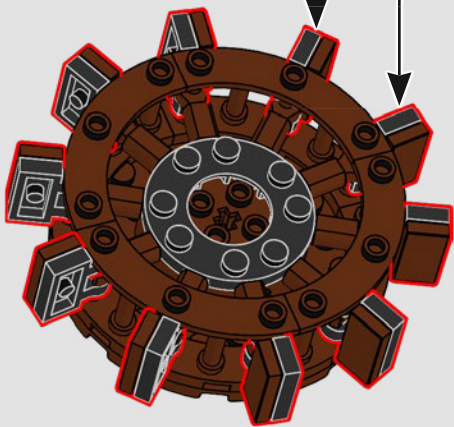
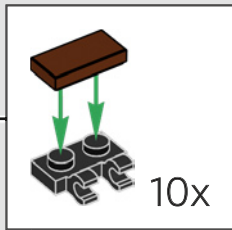




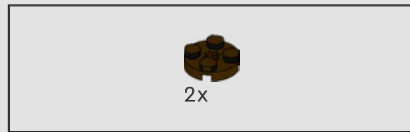
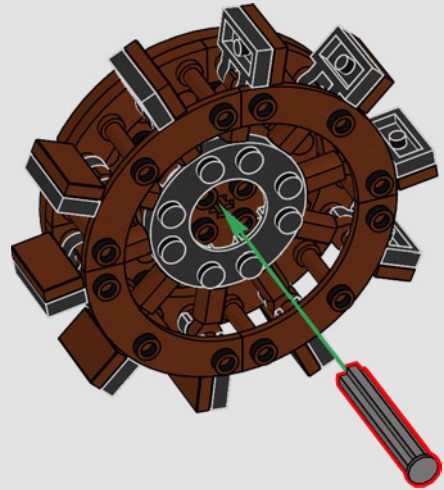

63



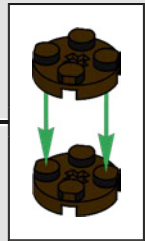
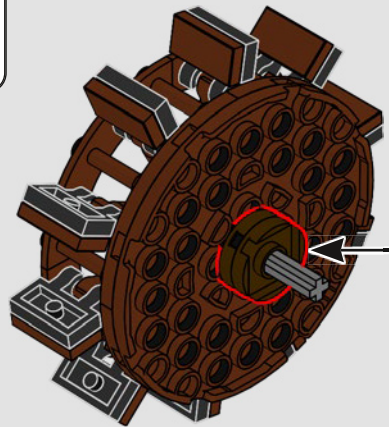
64


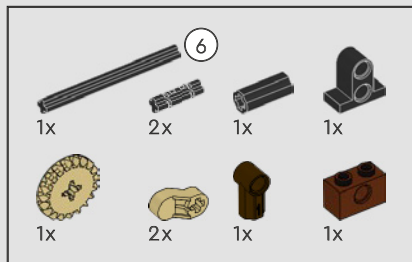


65

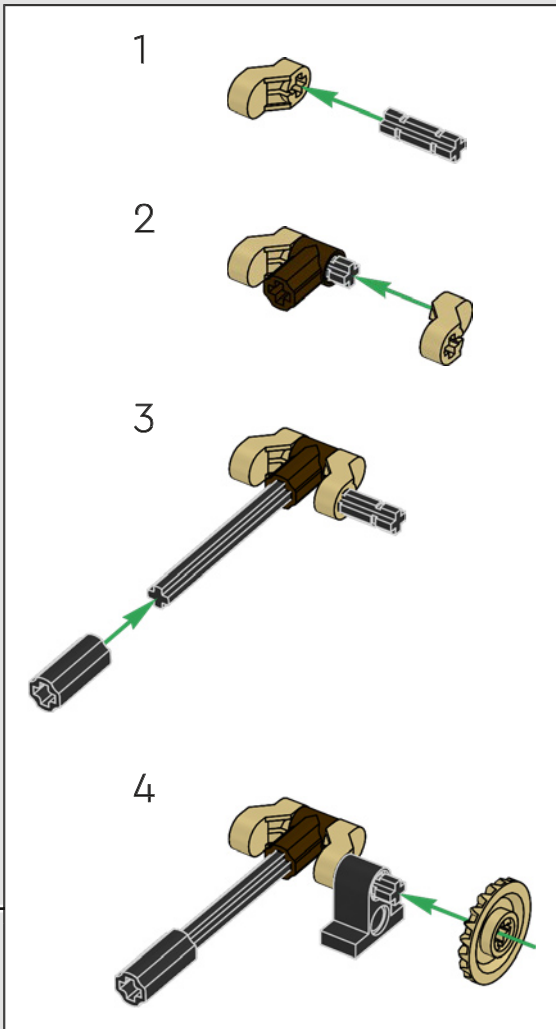
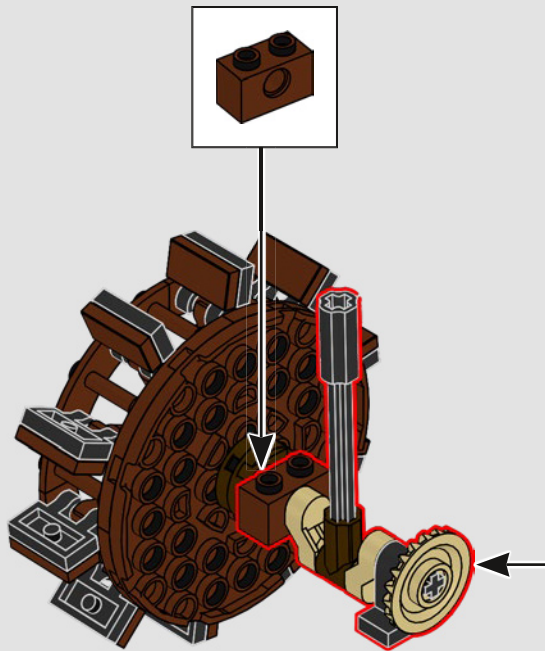


66

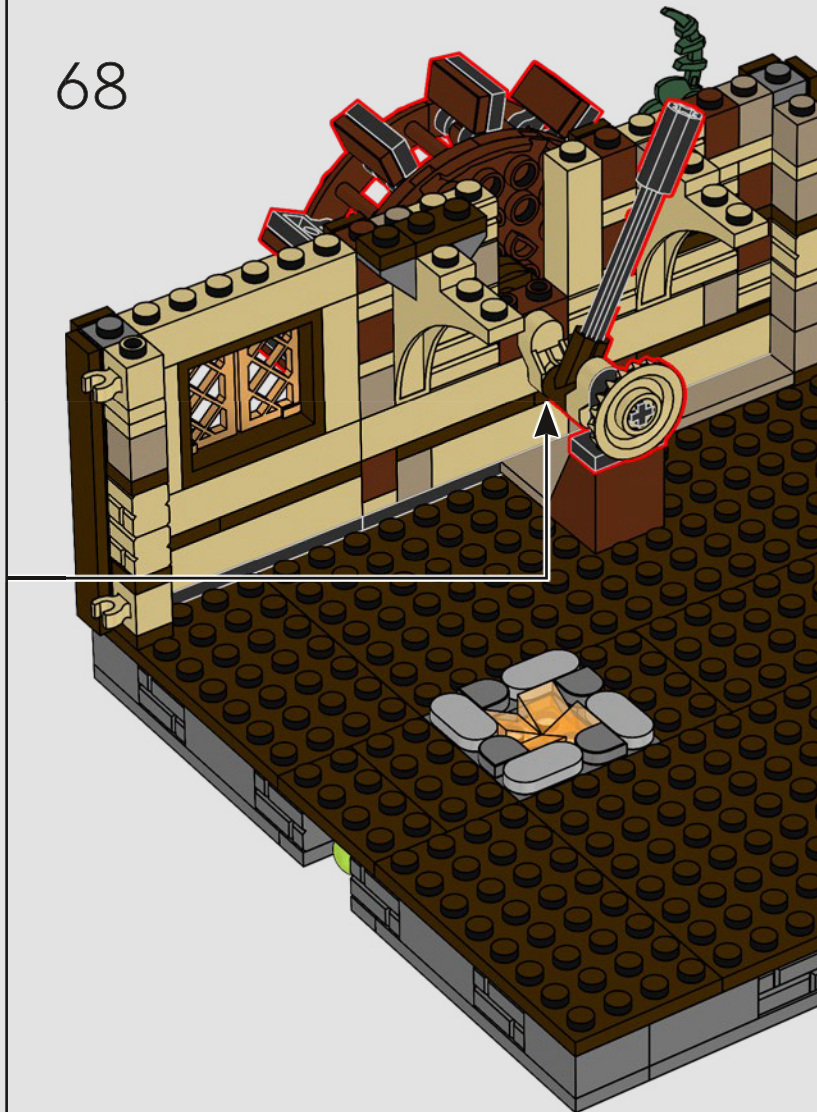


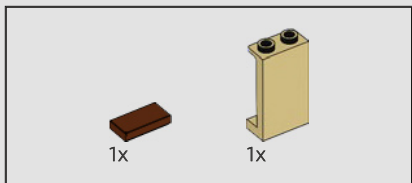


67




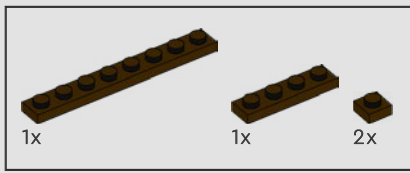
68



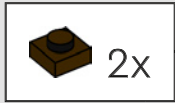


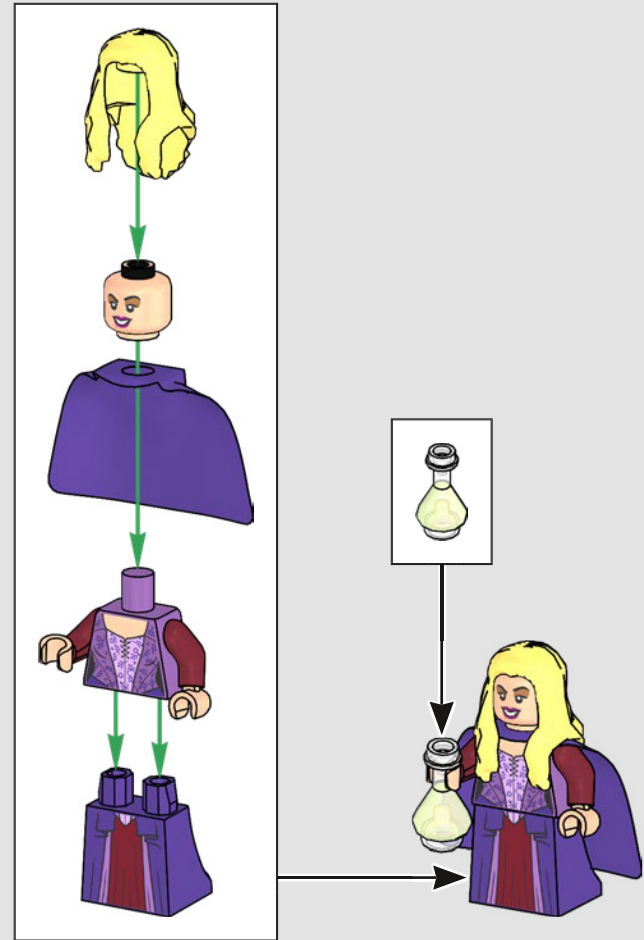
69

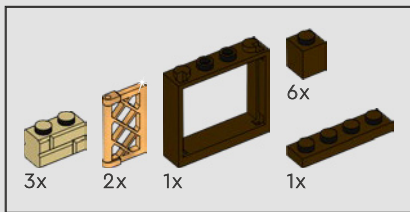




70

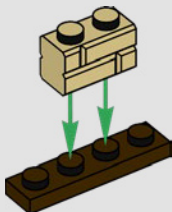




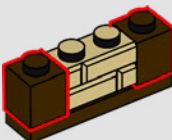


71

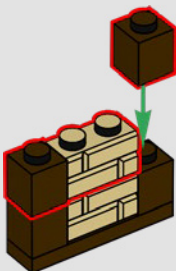
1



2



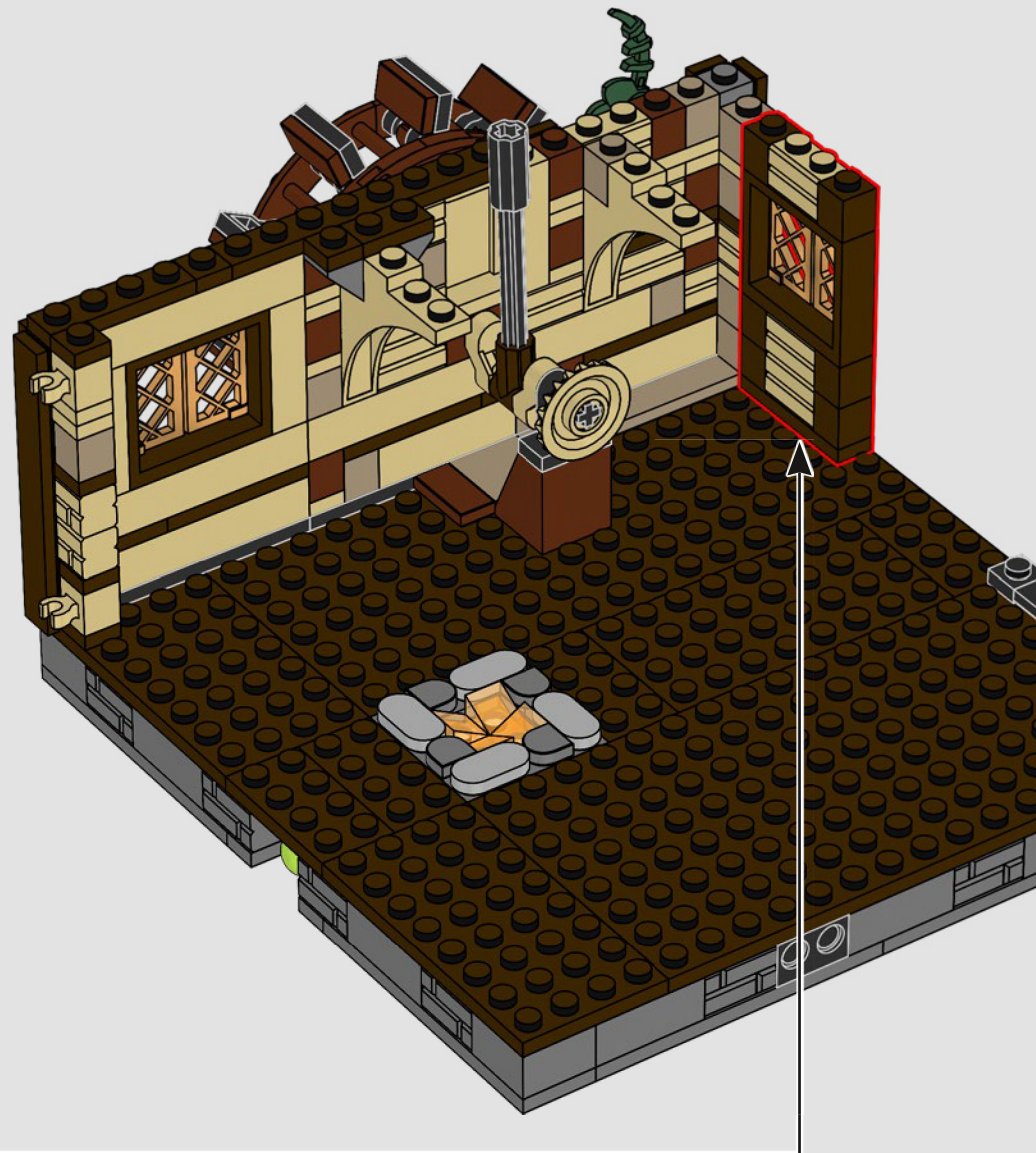
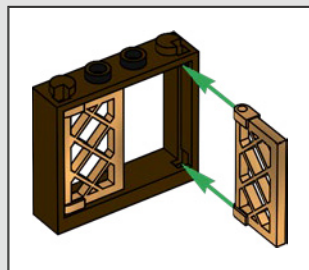
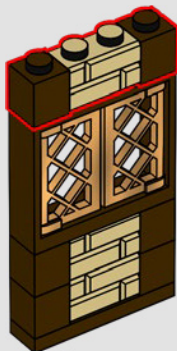
3

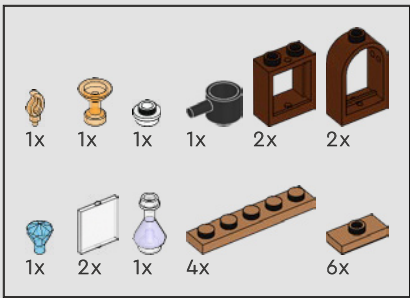


4



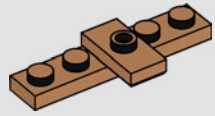
5



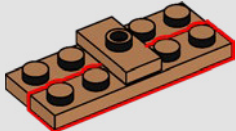


72

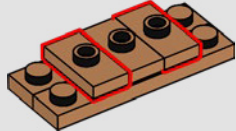
1



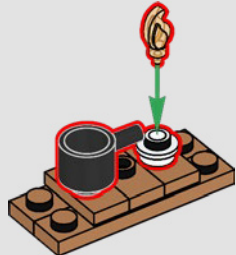
2



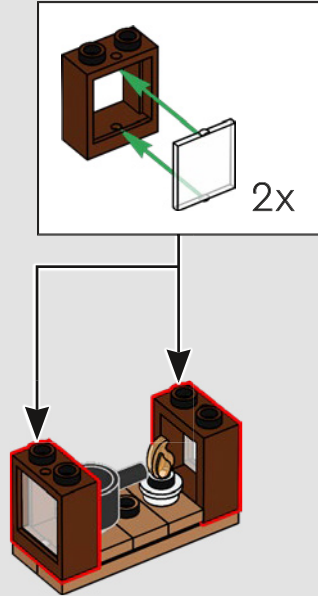
3



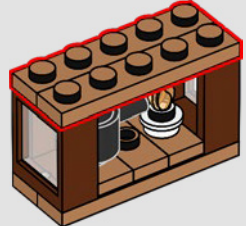
4



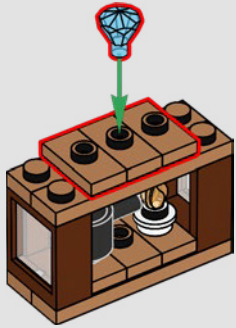
5




6




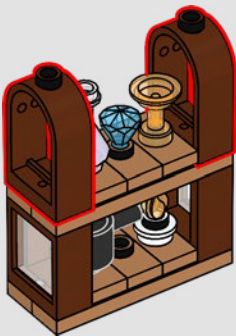
7

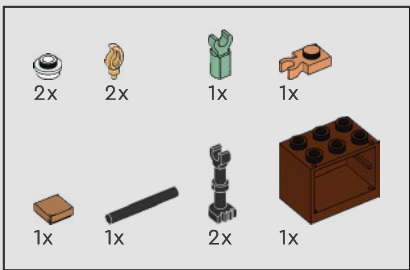


8



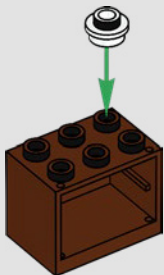
9



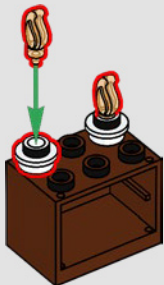


73

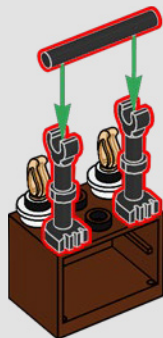
1



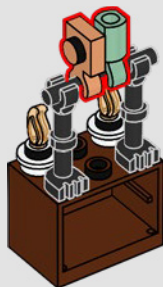
2



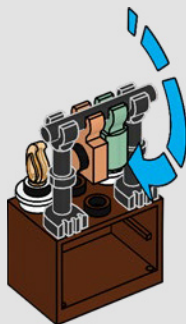
3

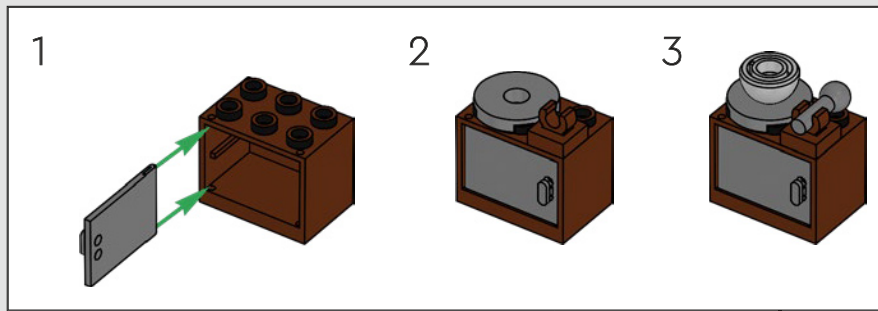
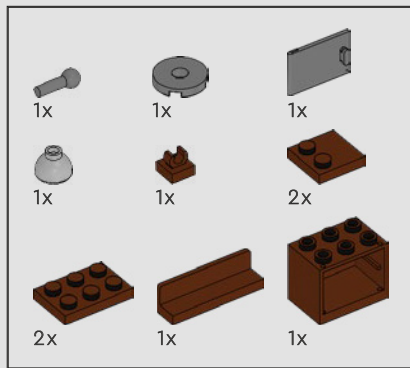


4

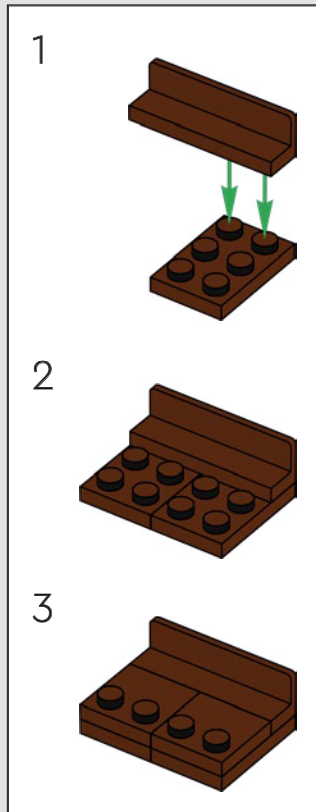


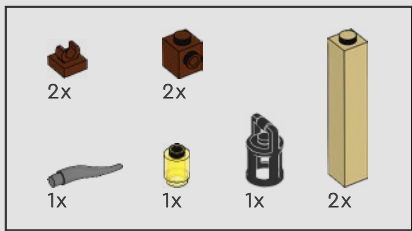
5



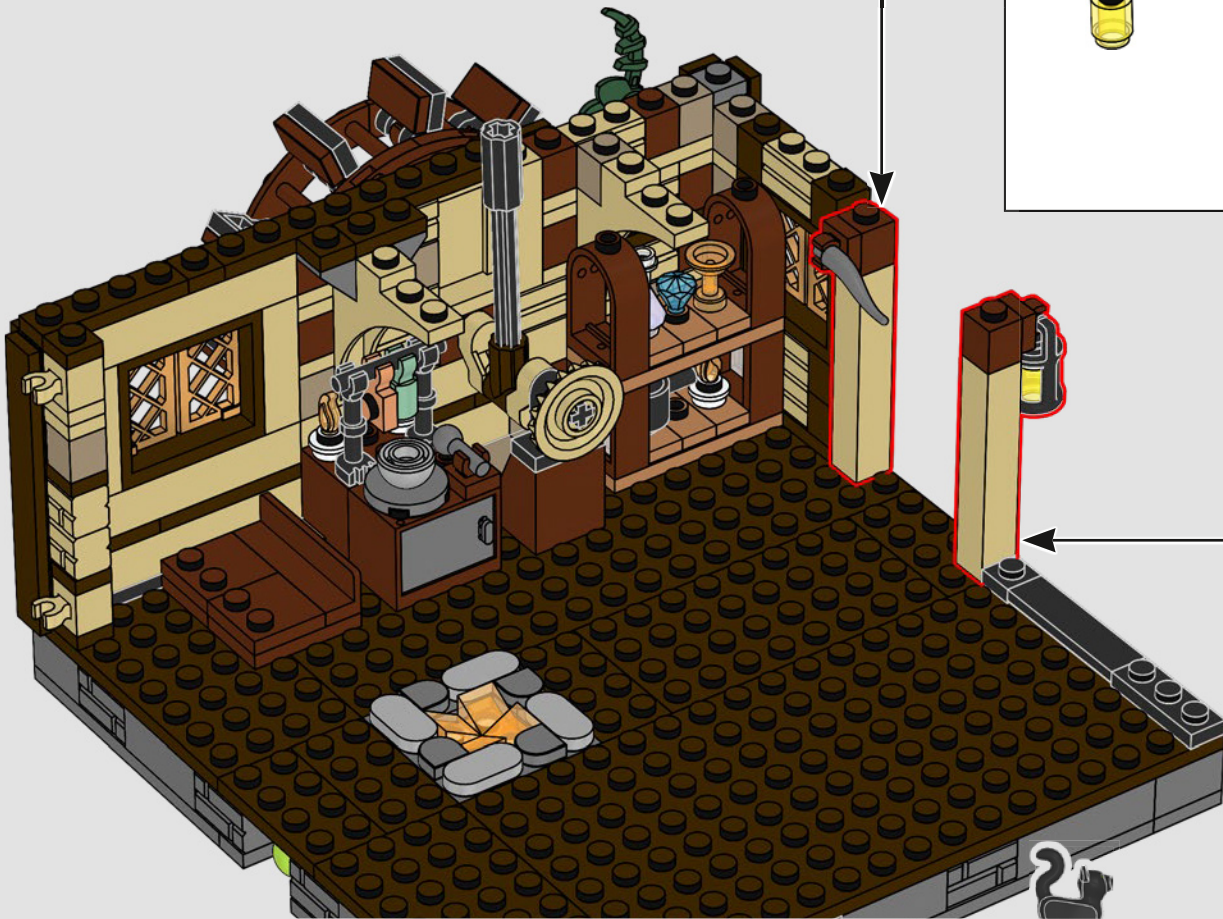
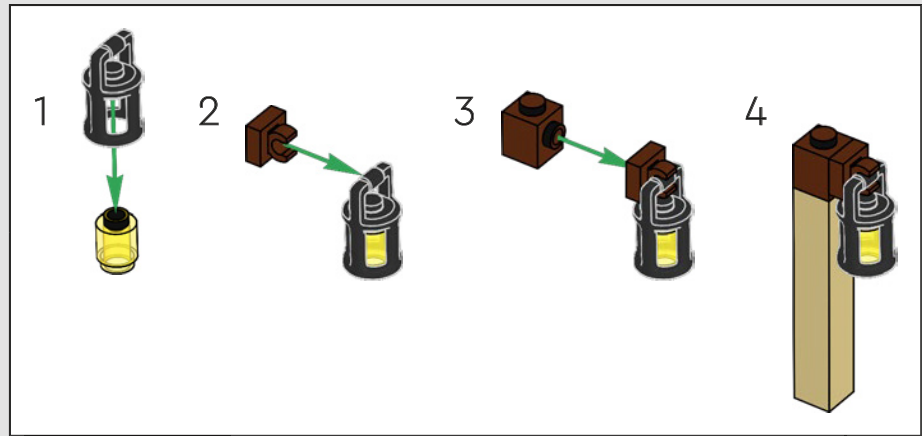
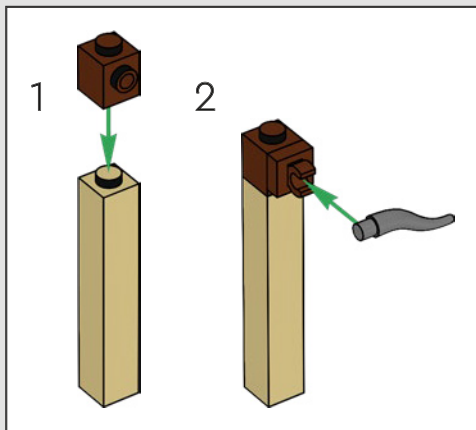


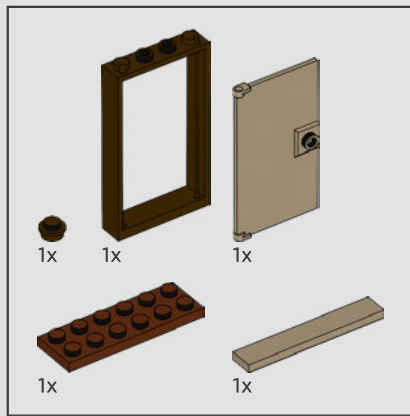
74





75





3

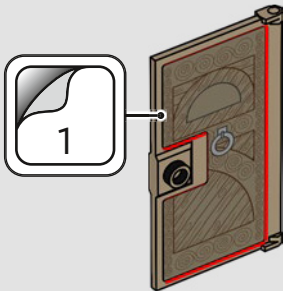


76

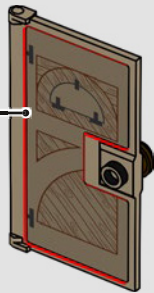
1



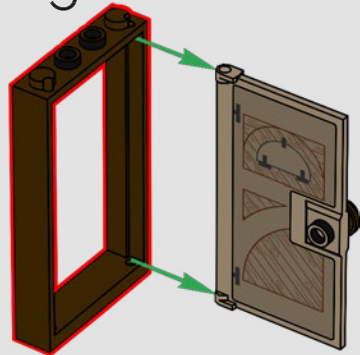
2




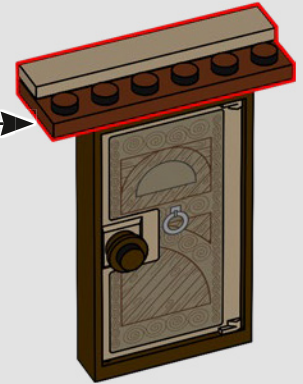
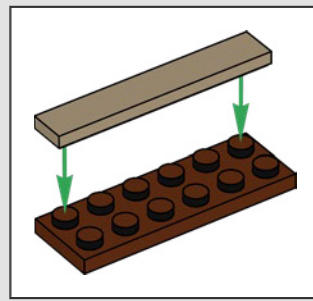
4

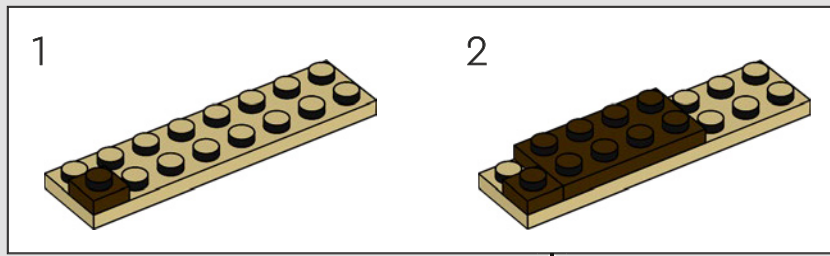
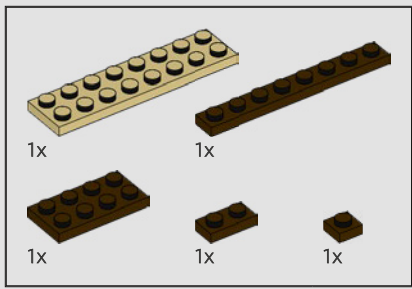


5




6





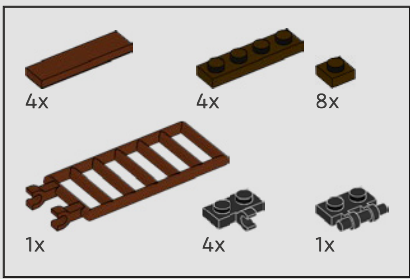
77





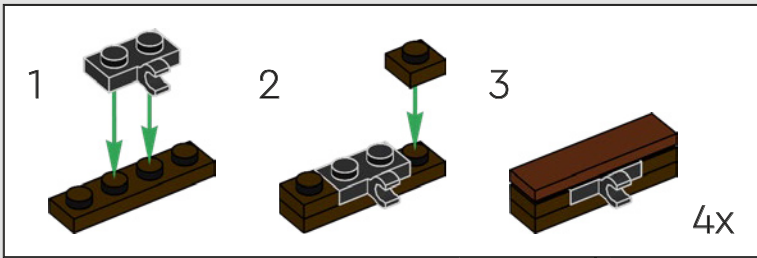
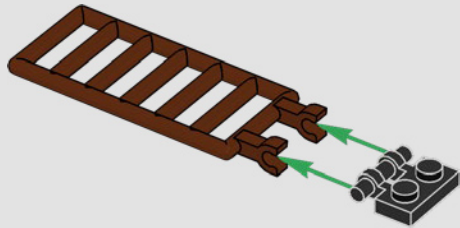
78




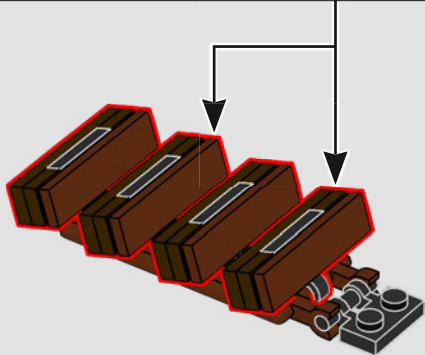


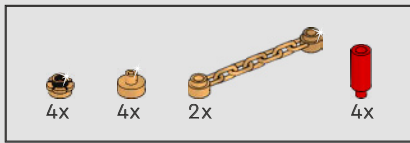
79

1

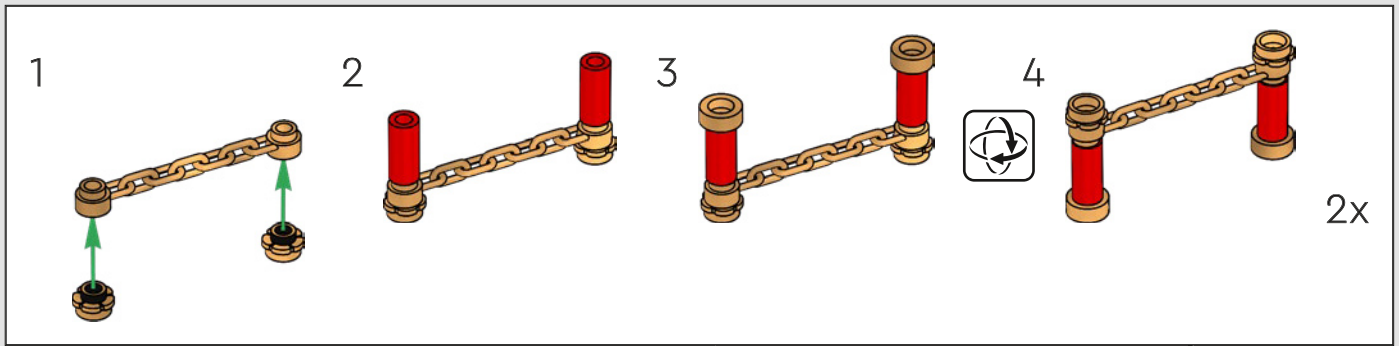



2



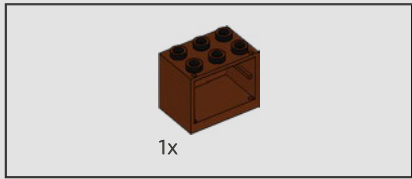
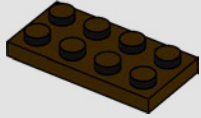


80

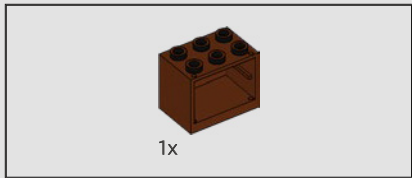
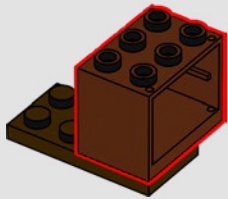




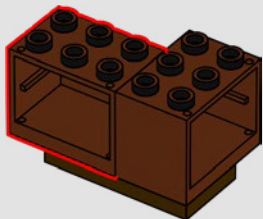
81



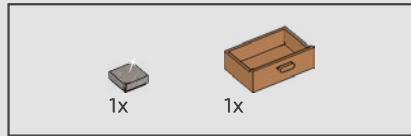
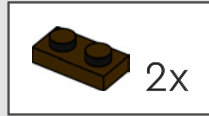
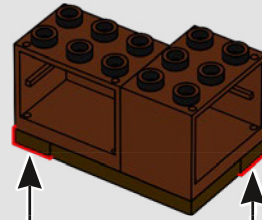
82



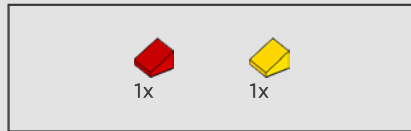
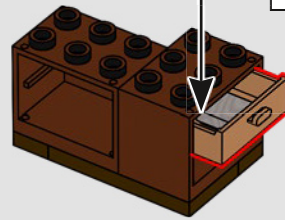
83



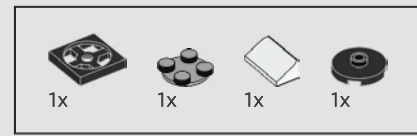
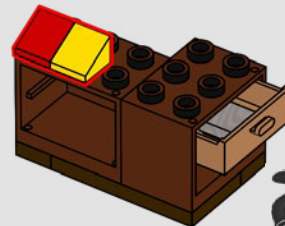
84



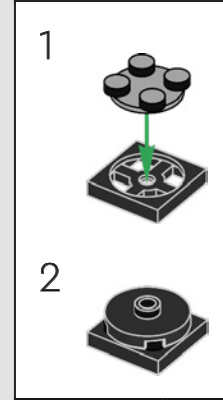
85



86

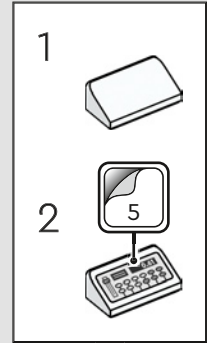


87



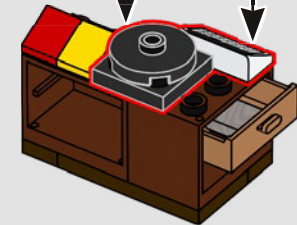
1

2



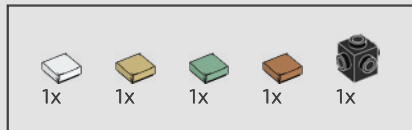
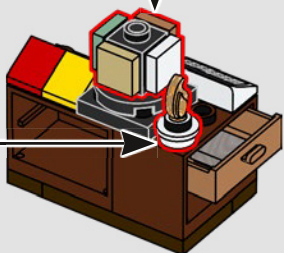
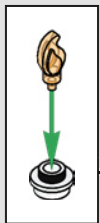
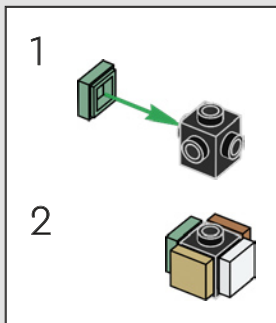
1

2

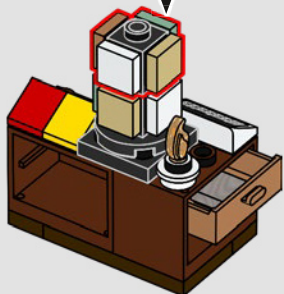
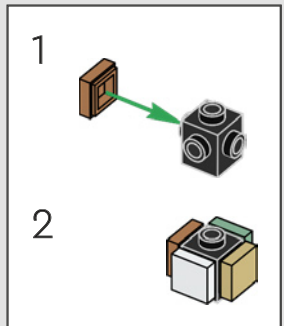




88

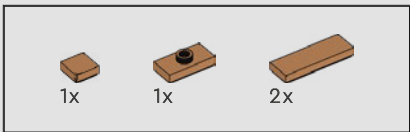


89



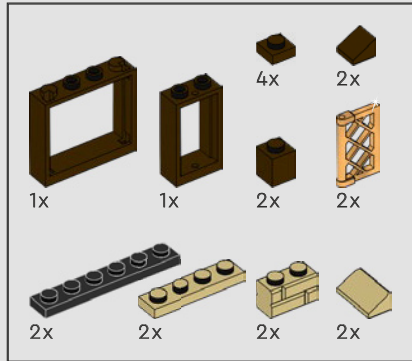
90





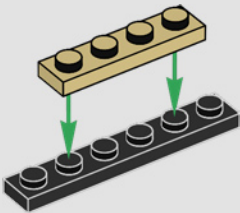
91



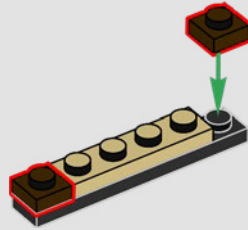


92

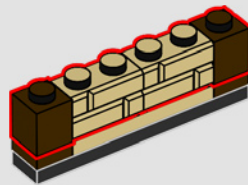
1



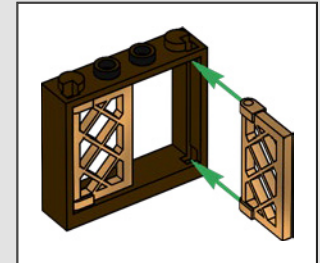
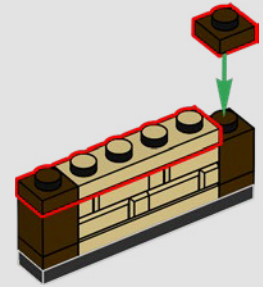
2



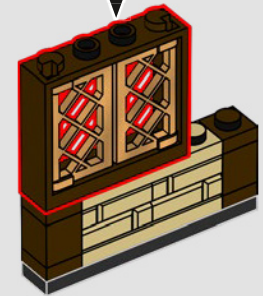
3



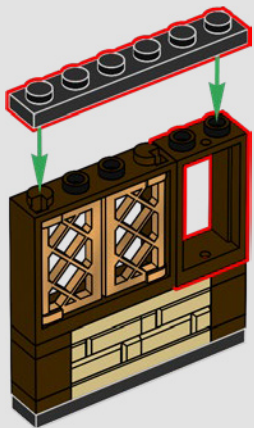
4



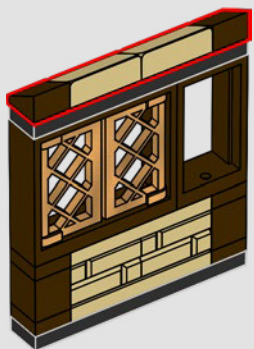
5

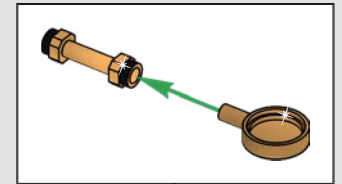
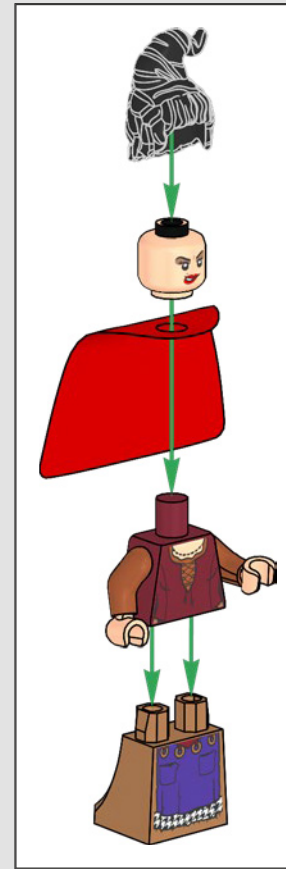


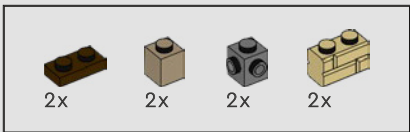
6



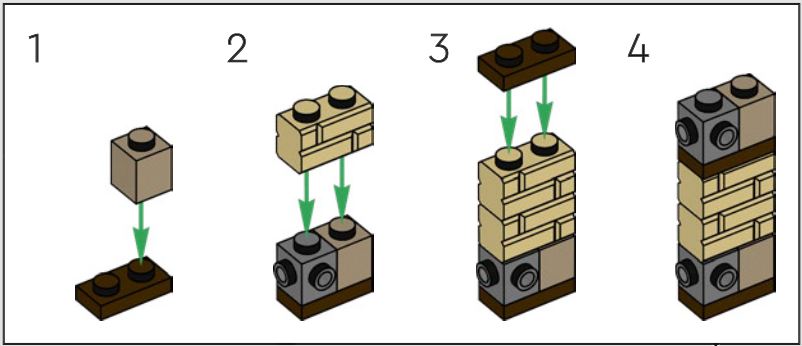
7

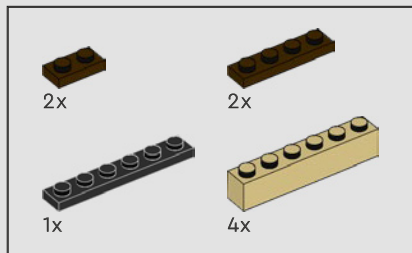






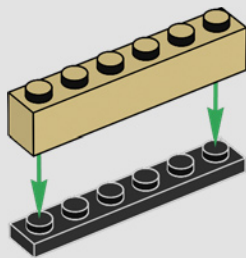
93



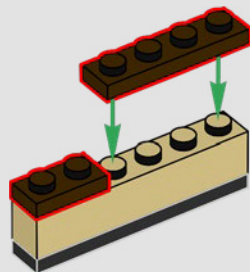


94

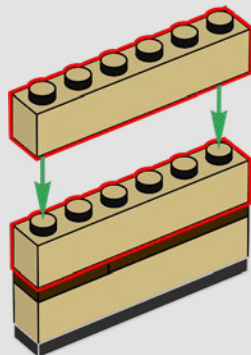
1



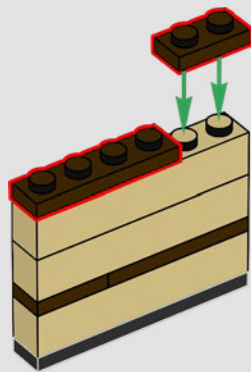
2



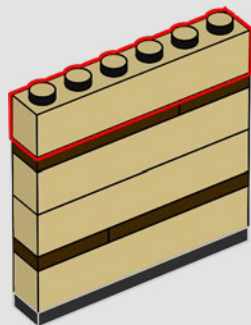
3

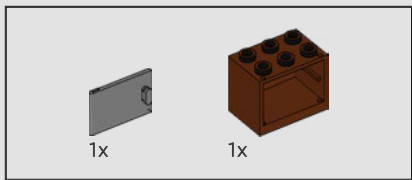


4

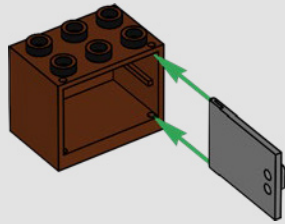


5

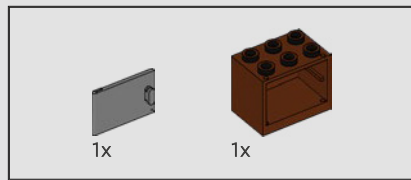
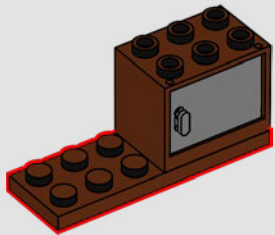




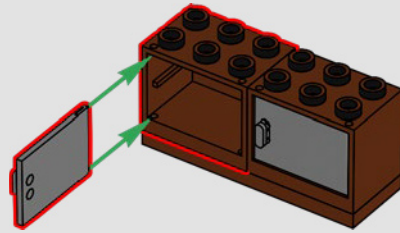
95



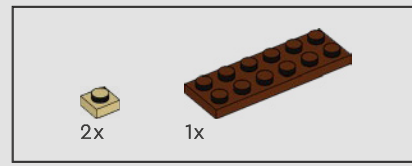
96



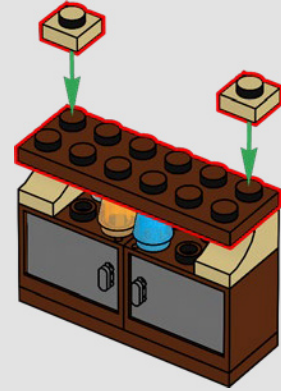
97



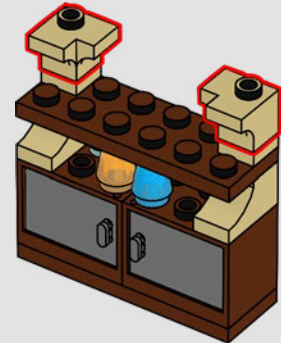
98

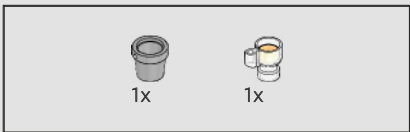


99

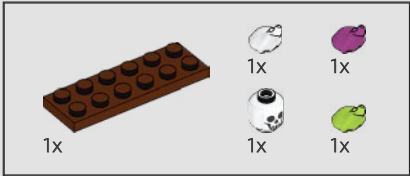
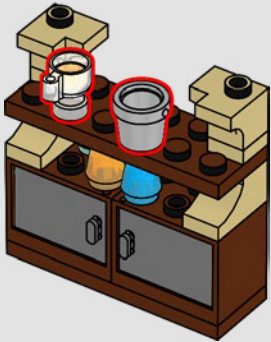


100






101

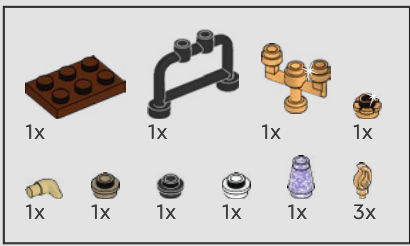


102



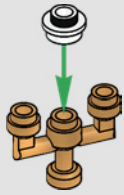
103



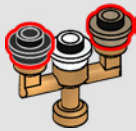


104

1



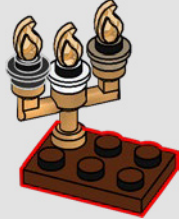
2



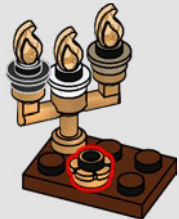
3



4



5

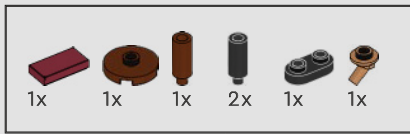


6

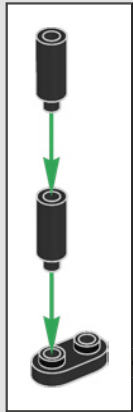
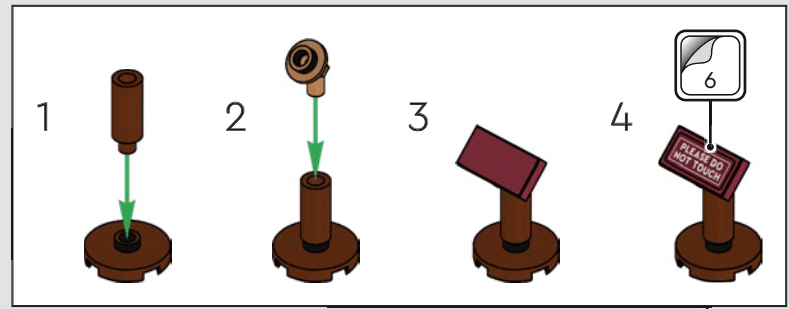



7



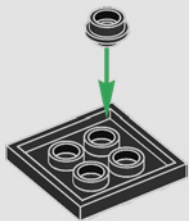


105






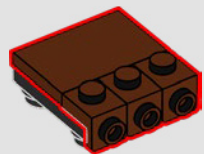
106



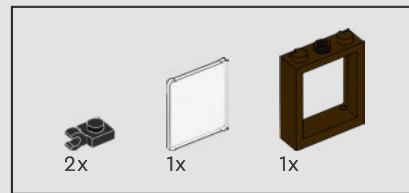
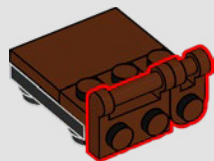
107



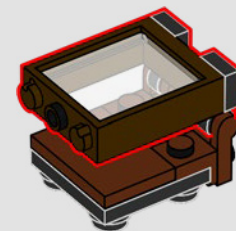
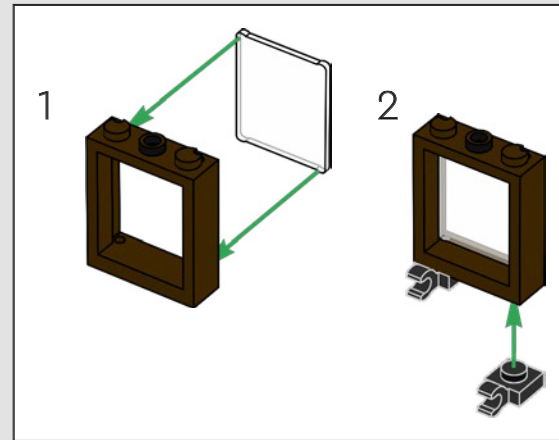
108



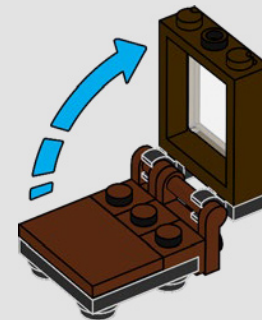
109




110

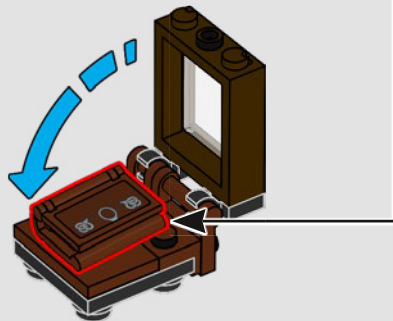
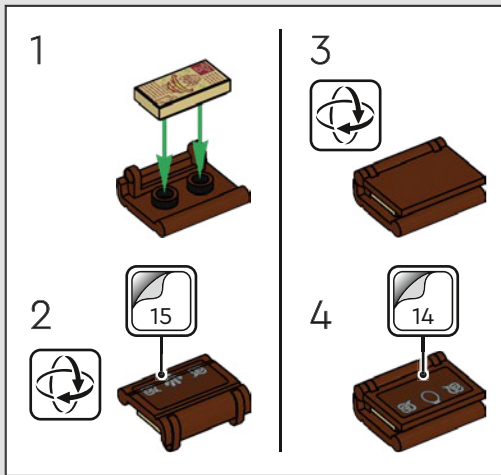


111






112

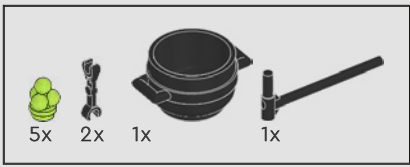


113

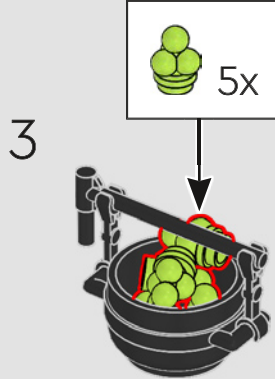
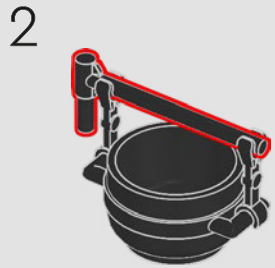
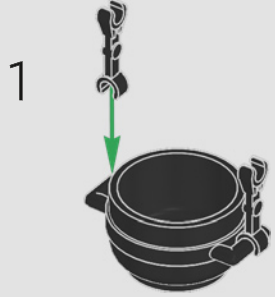


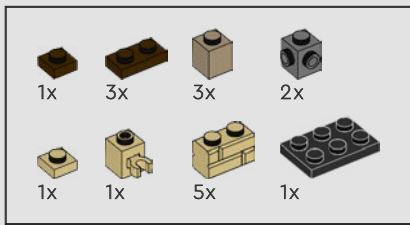
114





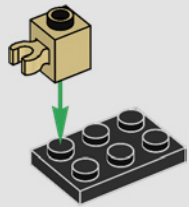
115



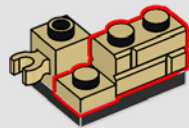


116

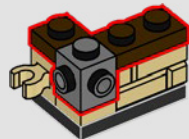
1



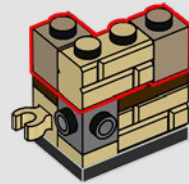
2



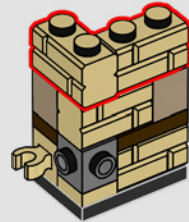
3



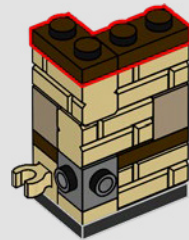
4



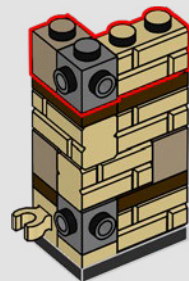
5

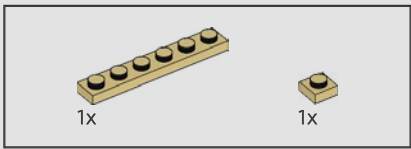
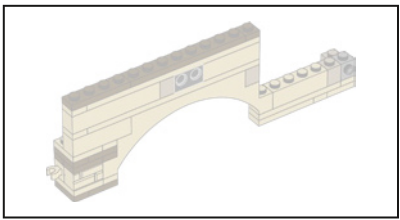


6

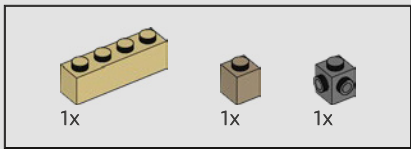


7

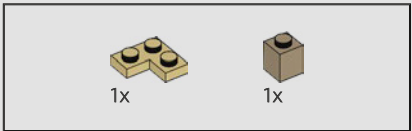




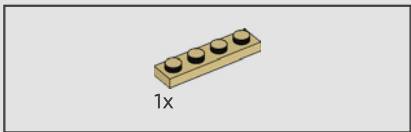
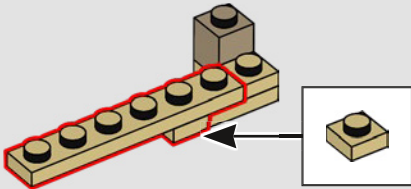
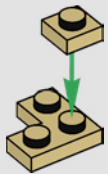
119




121



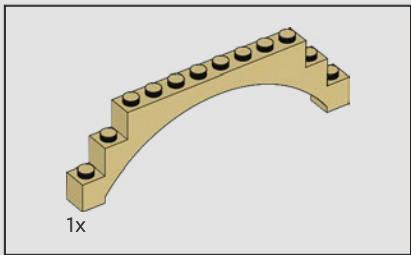
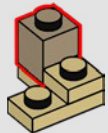
117



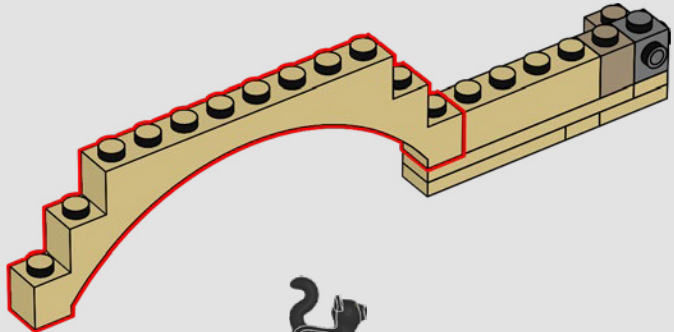
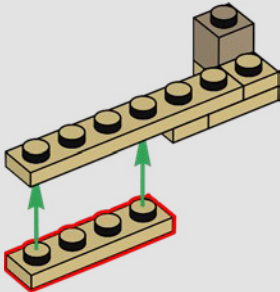
120

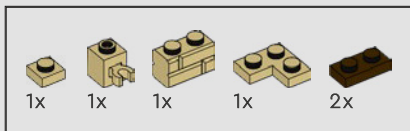


118

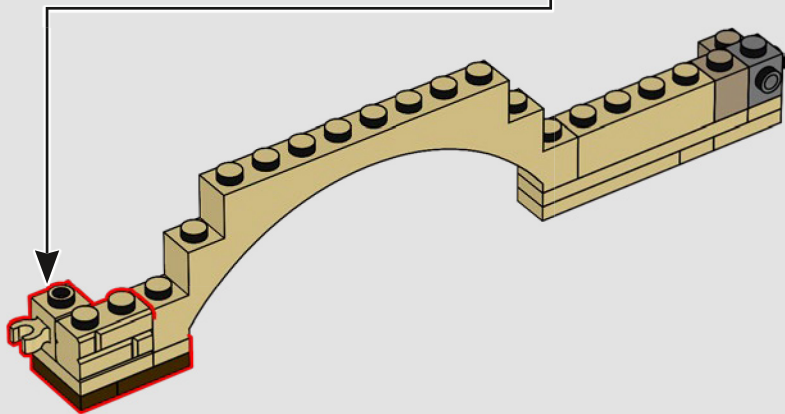
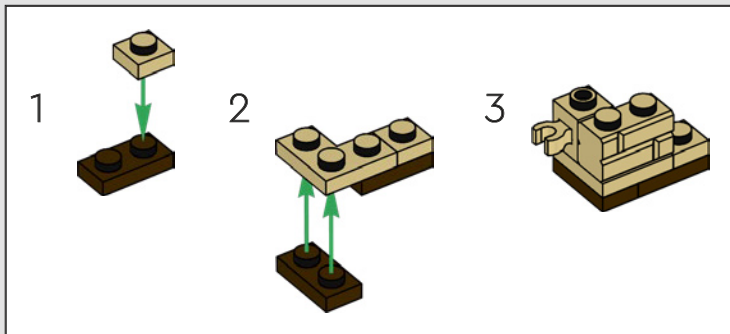


122

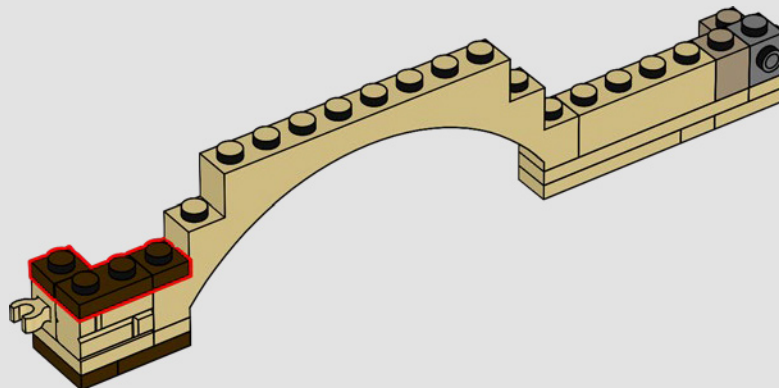




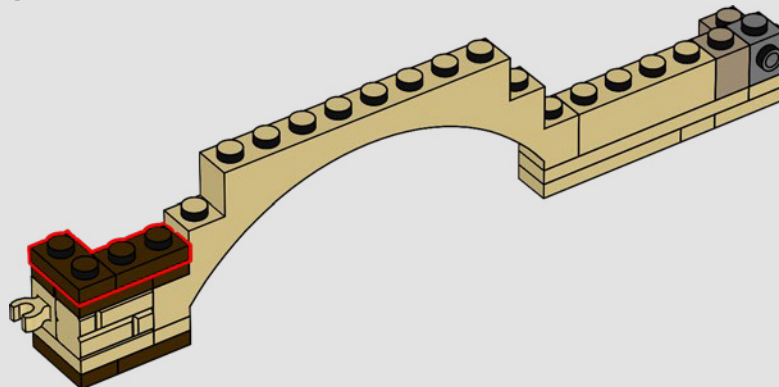
123



124

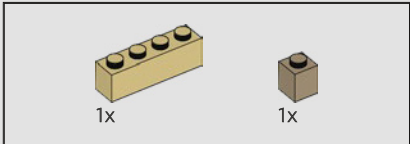
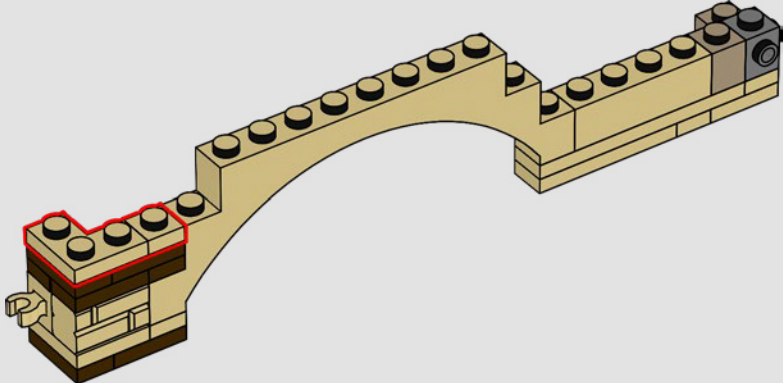


125

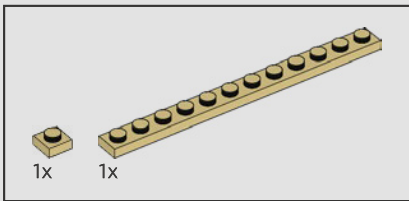
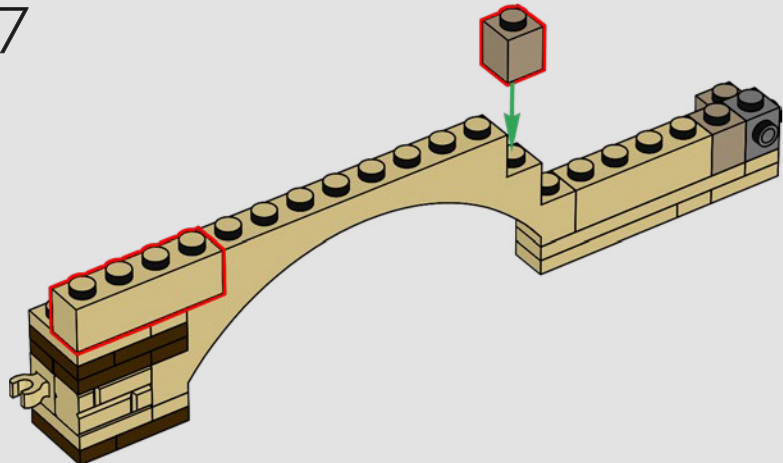




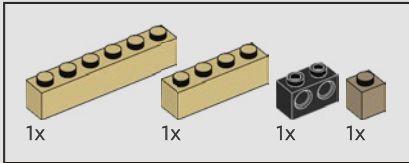
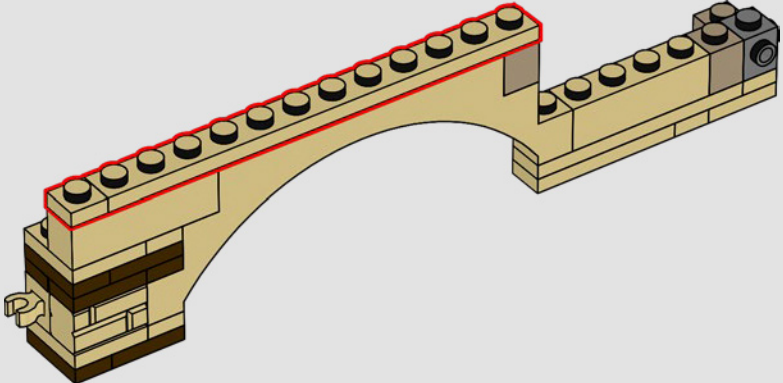
126



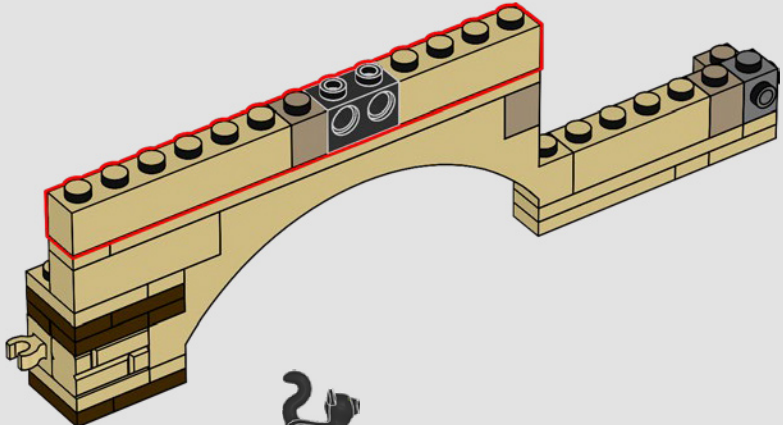
127

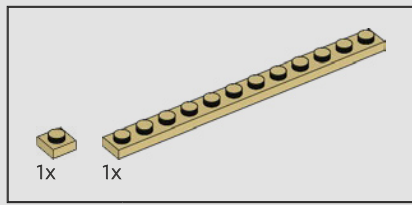


128

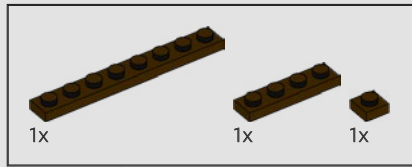
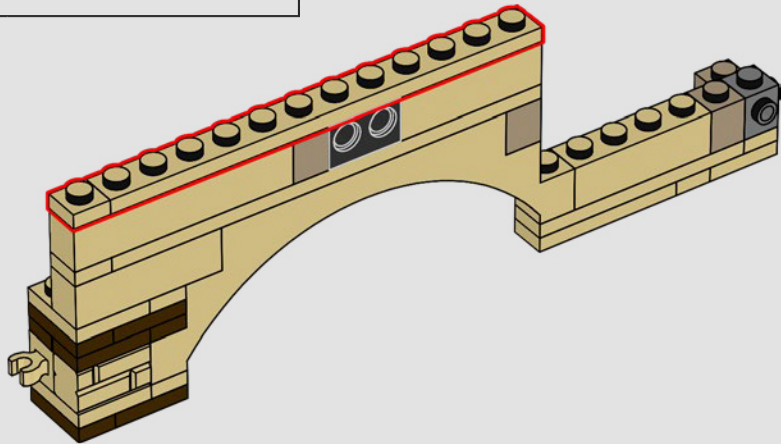


129

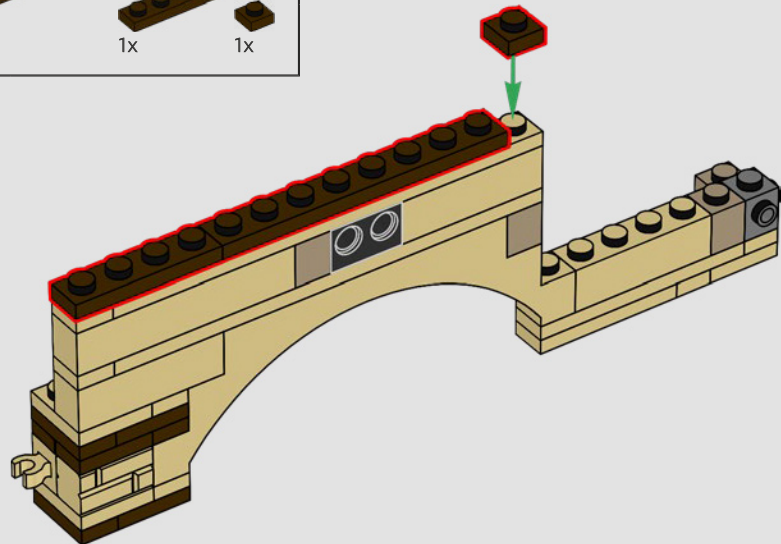




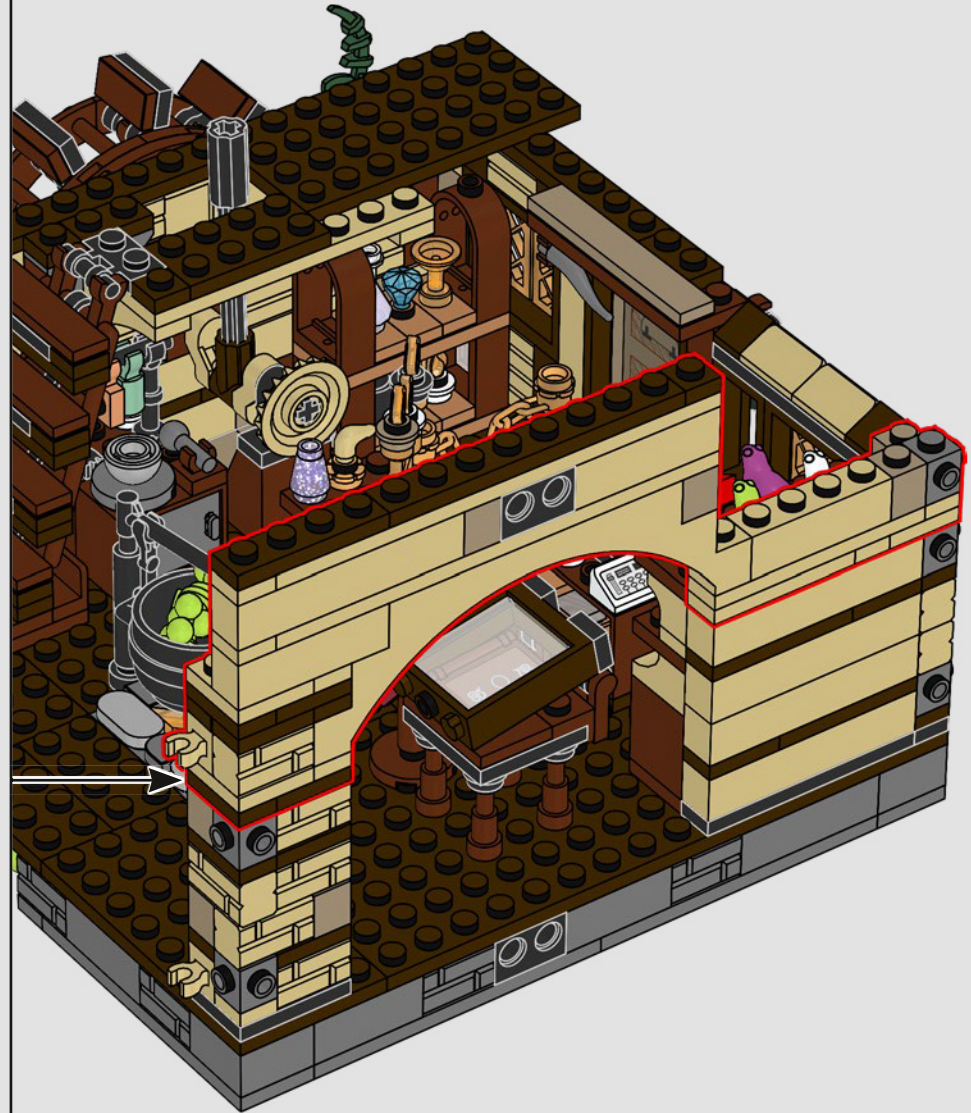
130

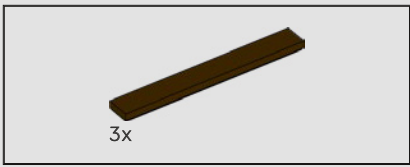


131





132




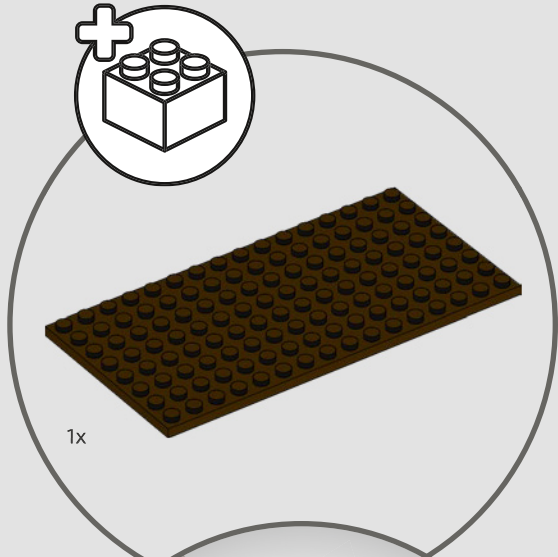
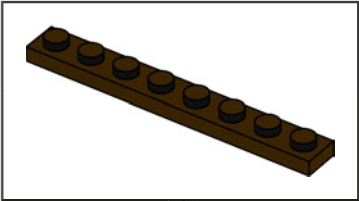



133



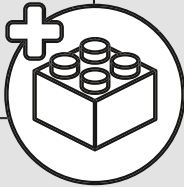


134



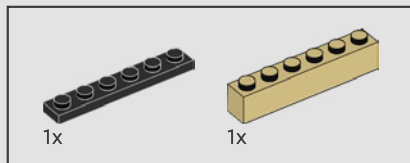
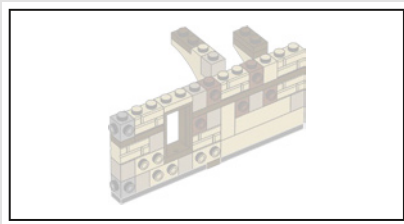


1x

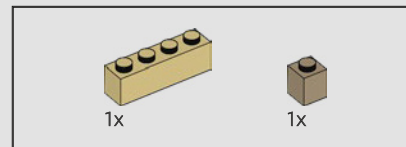
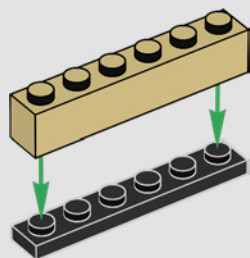


135

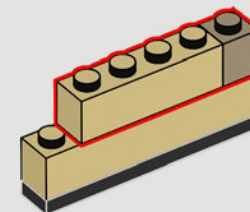




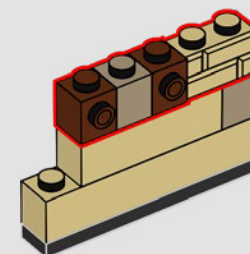
136

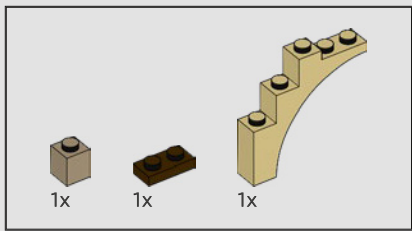


137

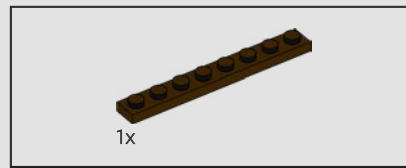
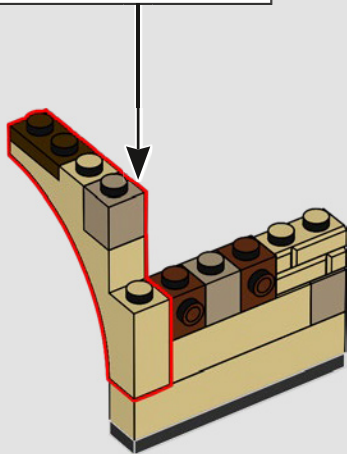
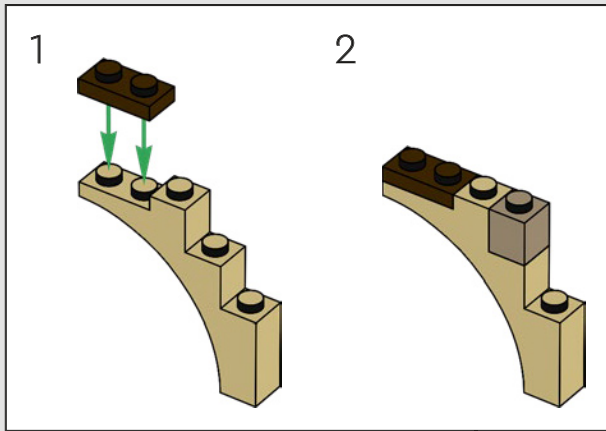


138

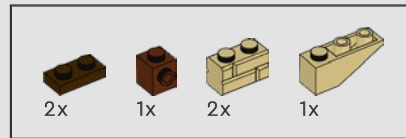
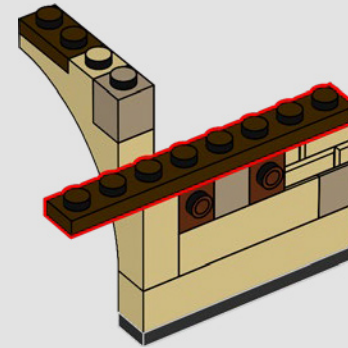




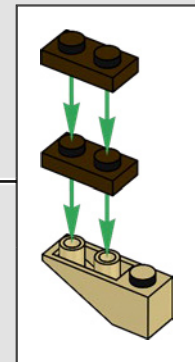
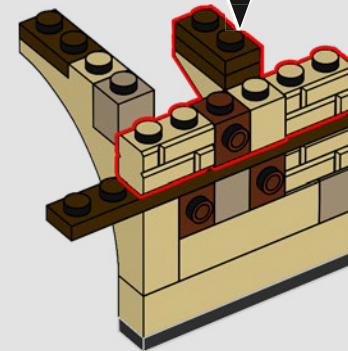
139

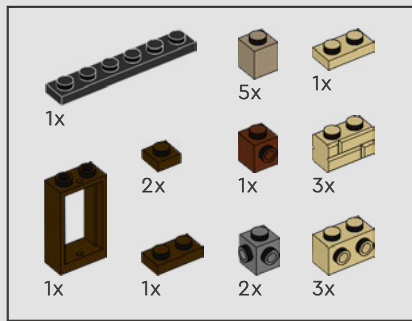


140



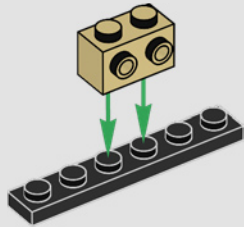
141



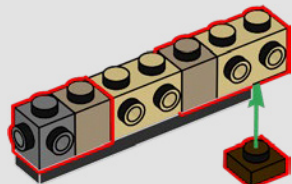


142

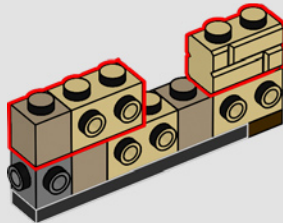
1



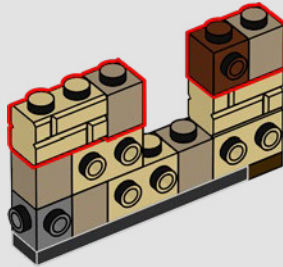
2



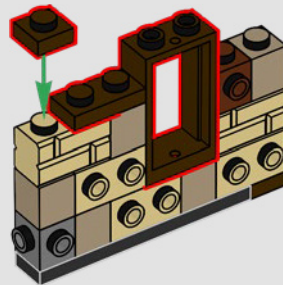
3



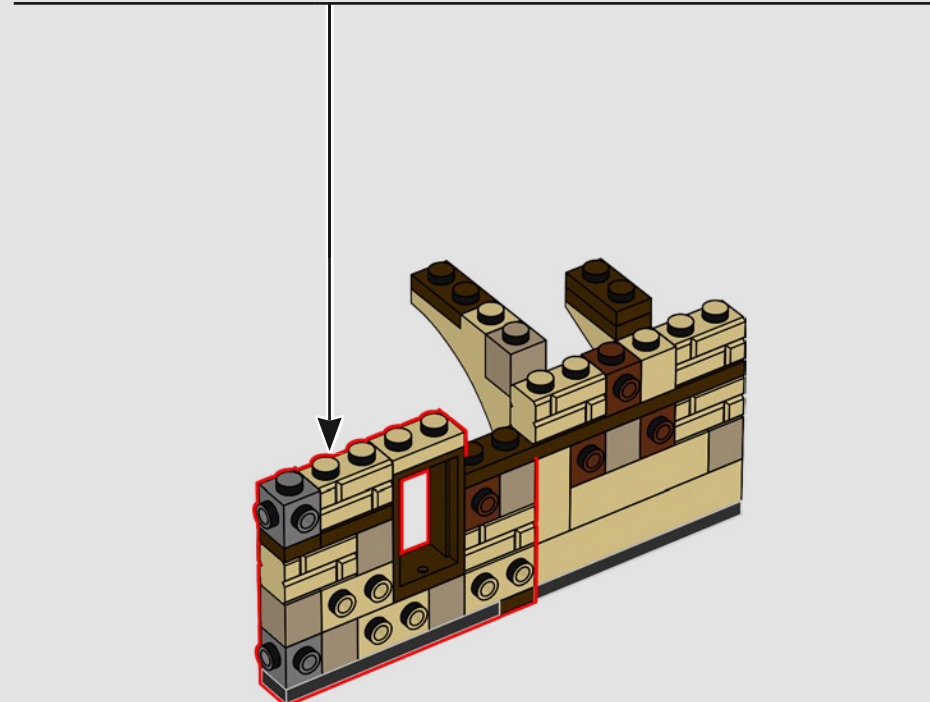
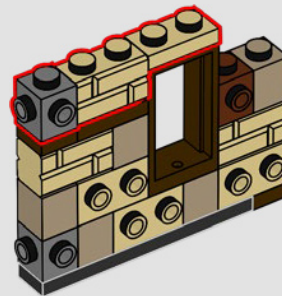
4




5

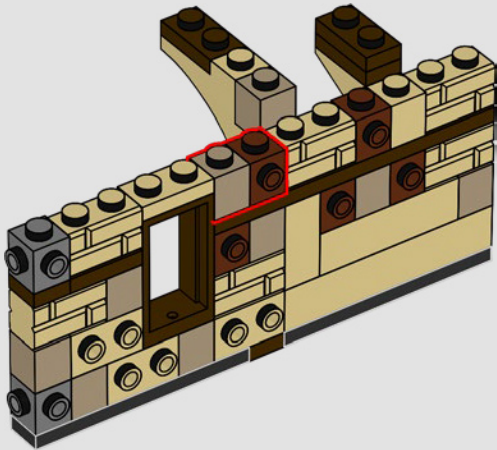


6




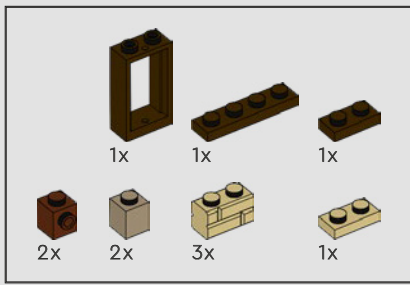


143



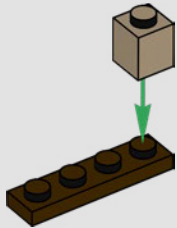
144



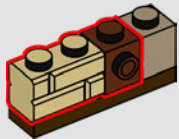


145

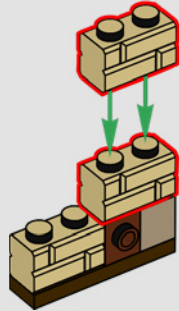
1



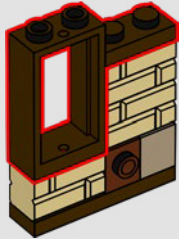
2



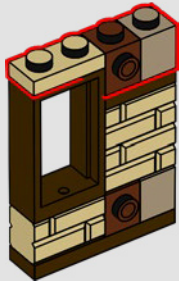
3

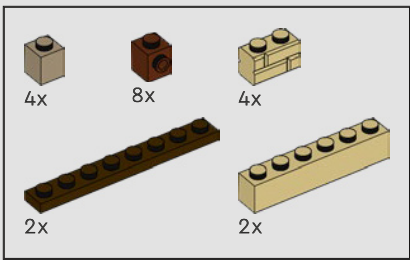


4



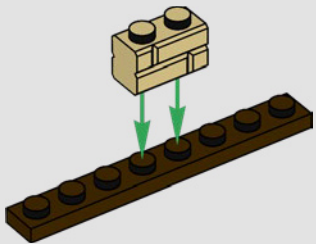
5



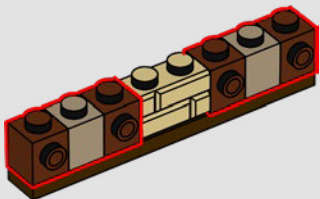


146

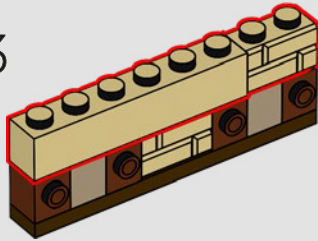
1



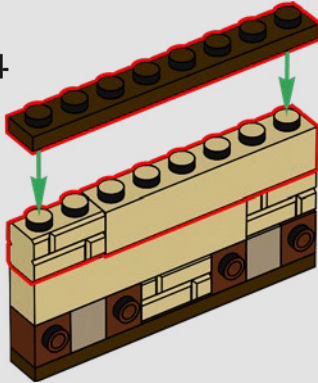
2




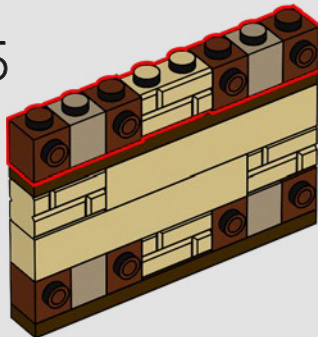
3

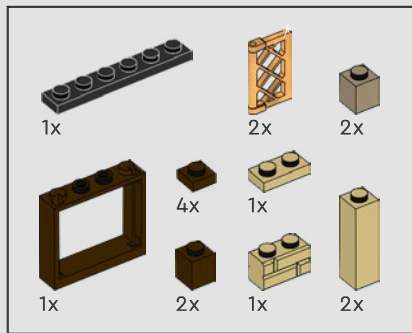


4



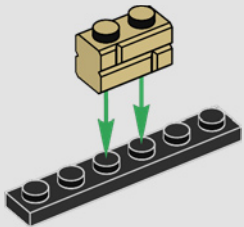
5



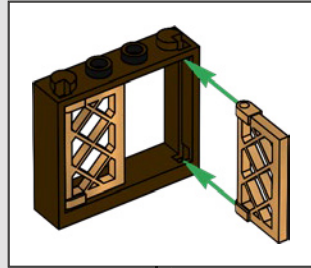
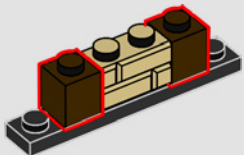


147

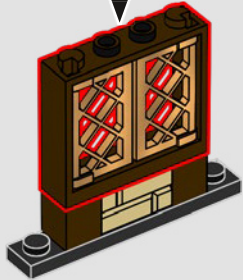
1



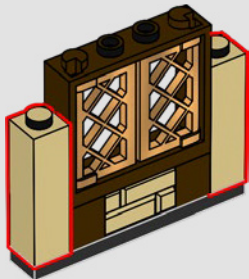
2



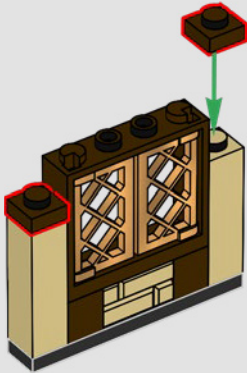
3



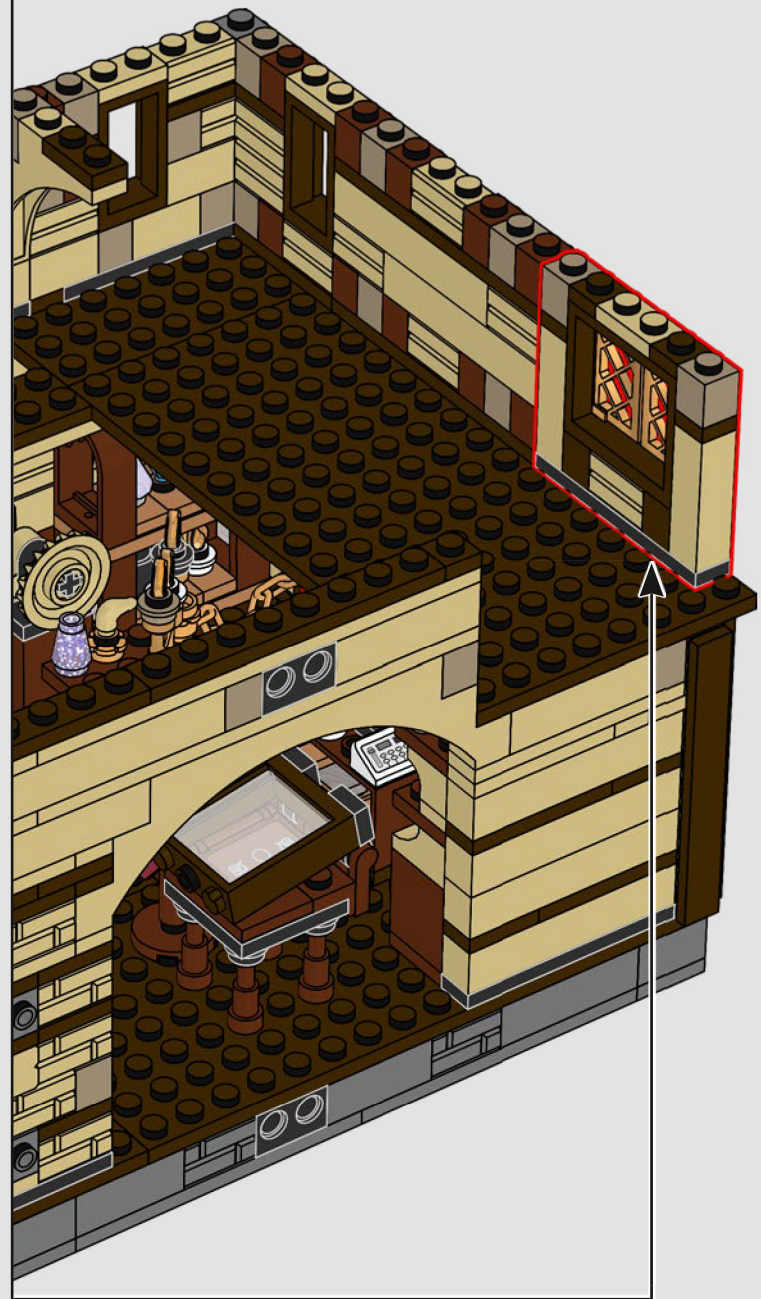
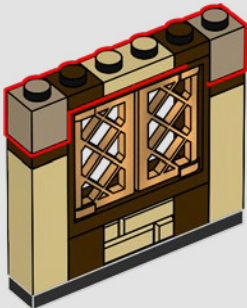
4

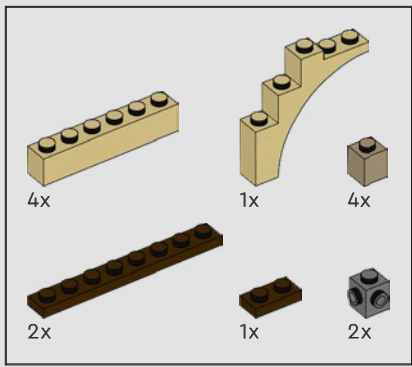


5



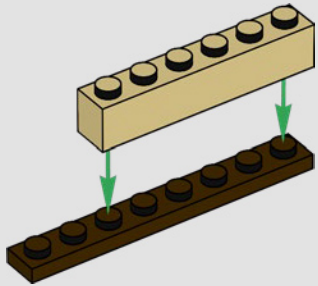
6



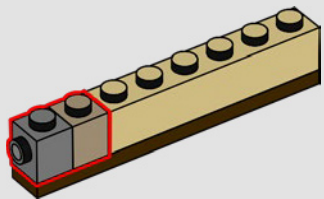


148

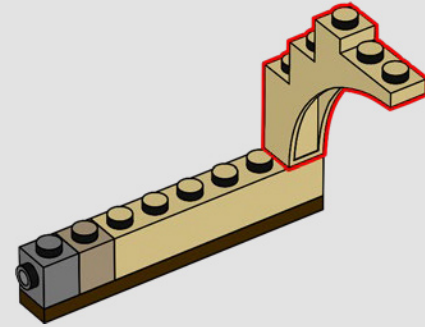
1



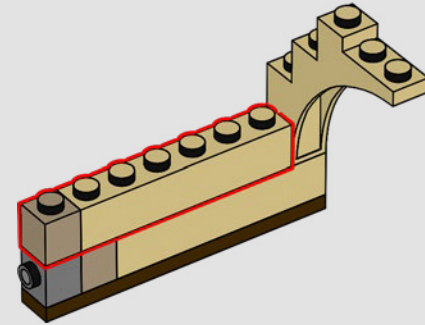
2



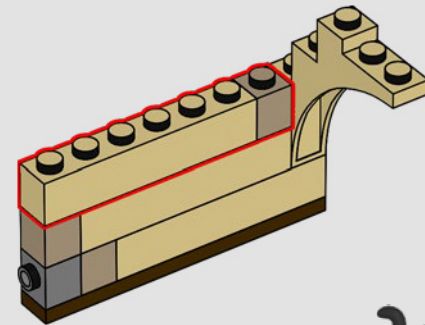
3



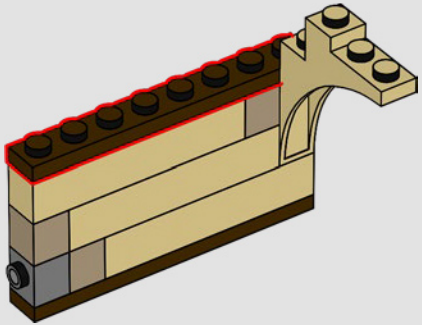
4



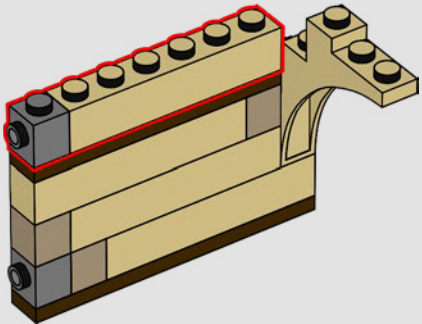
5




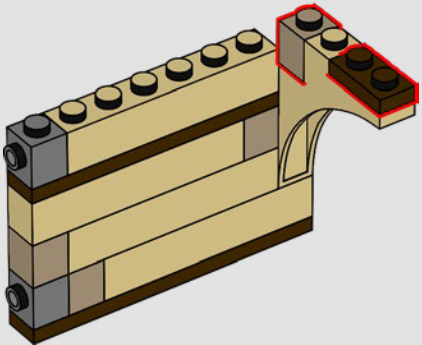
6

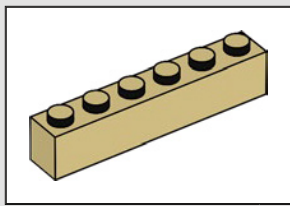
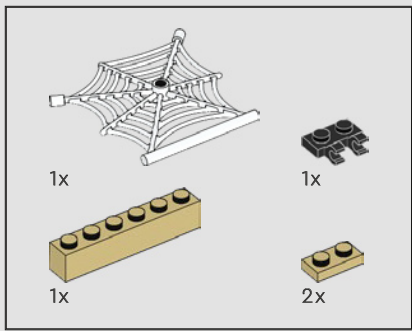


7


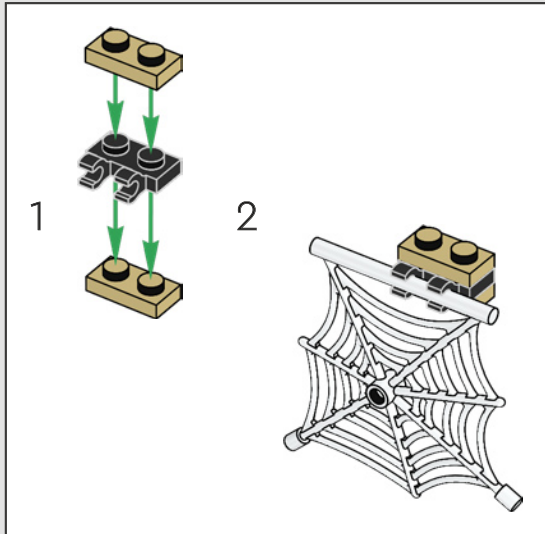


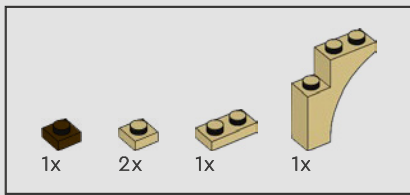
8




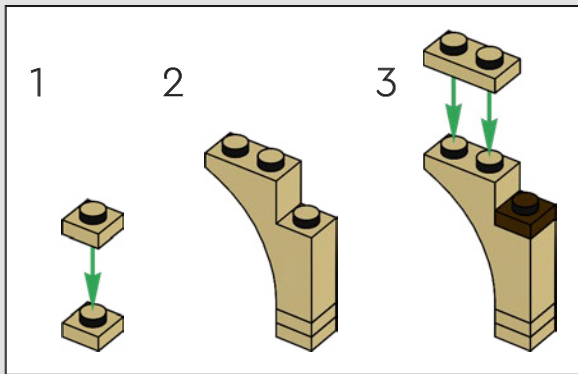


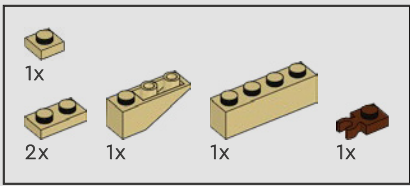
149



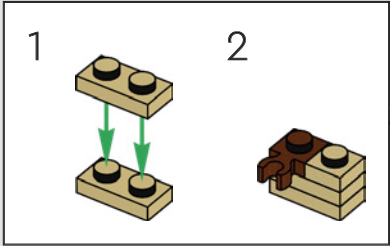

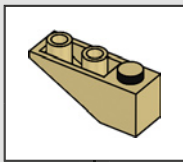



150






151






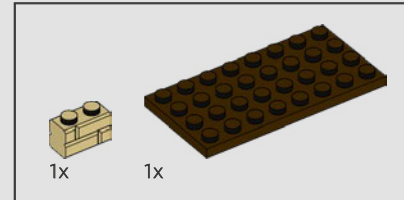
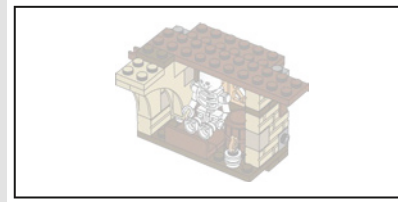
152



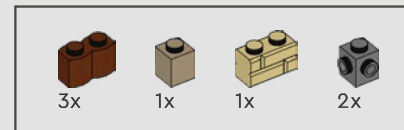
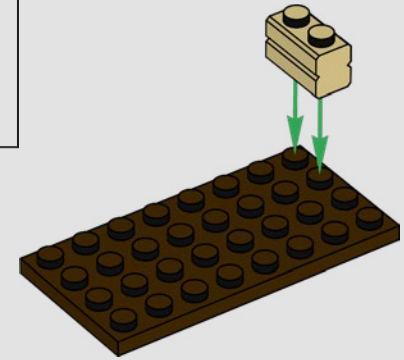


153

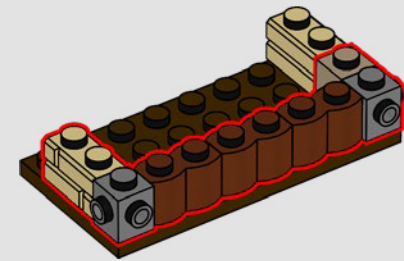


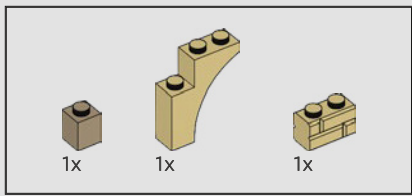


154

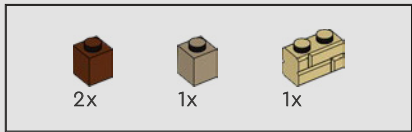
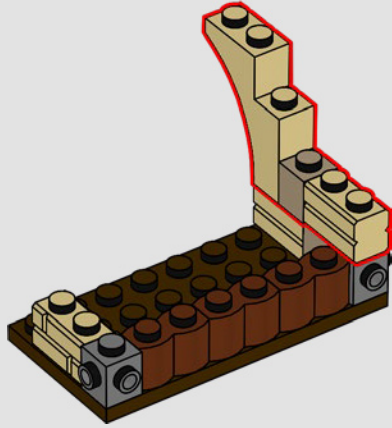


155

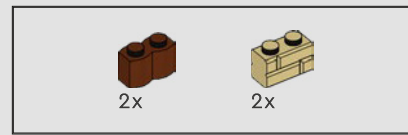
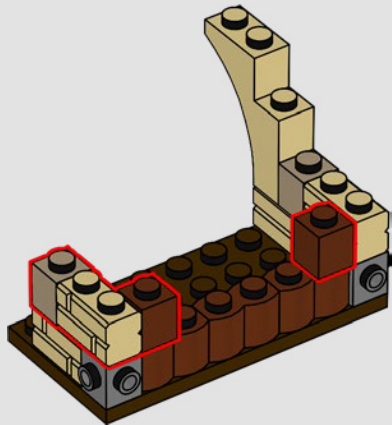




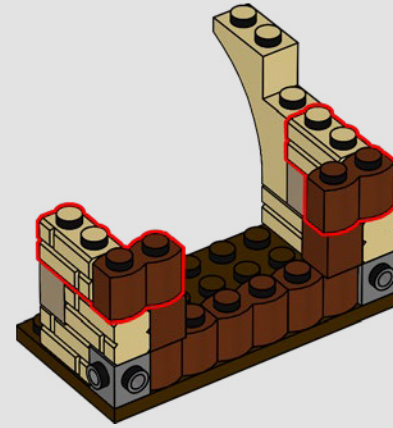
156



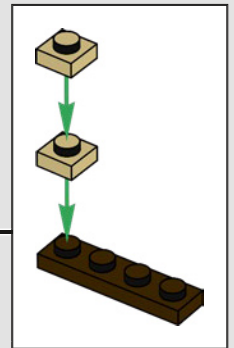
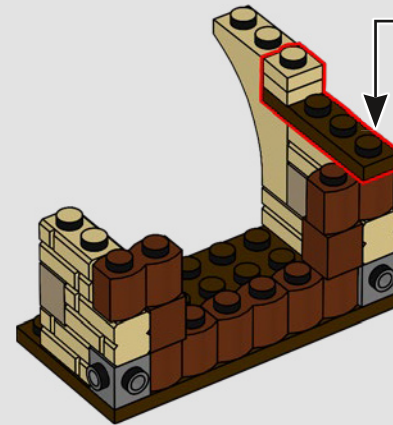
157

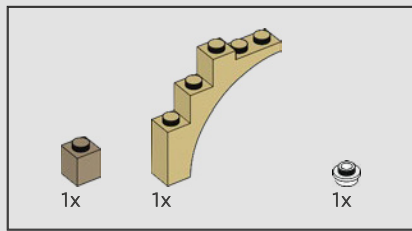


158

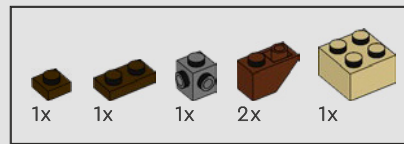
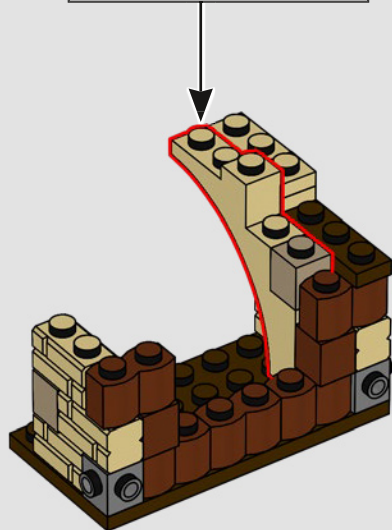
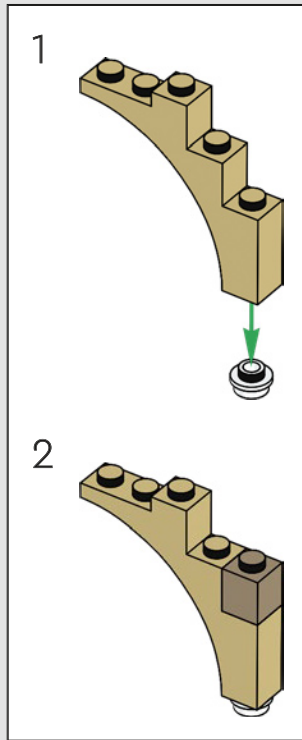


159

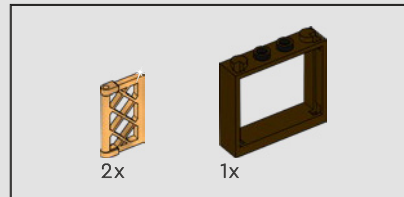
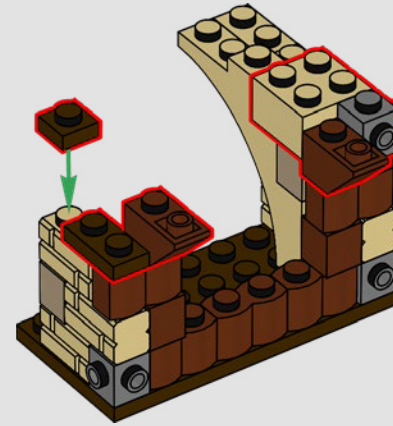




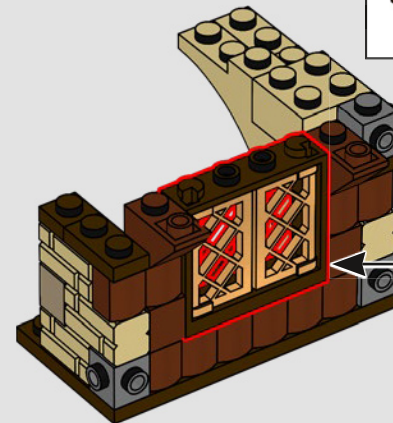
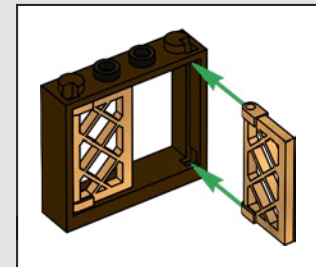
160

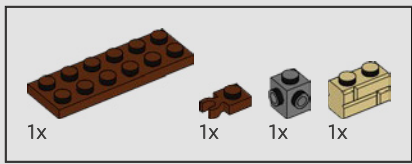


161

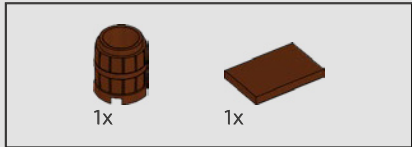
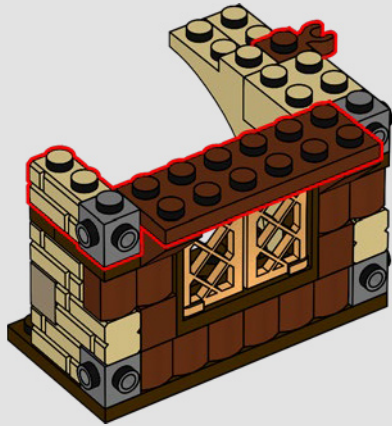


162

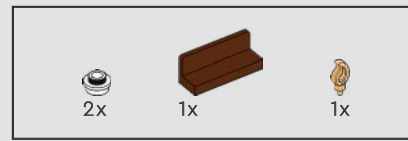
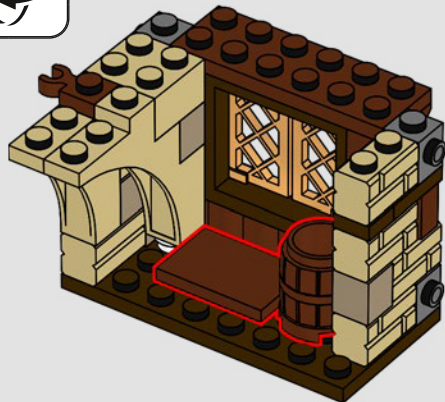




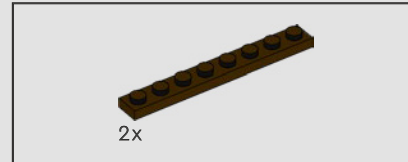
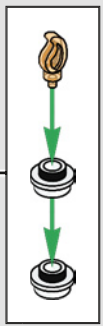
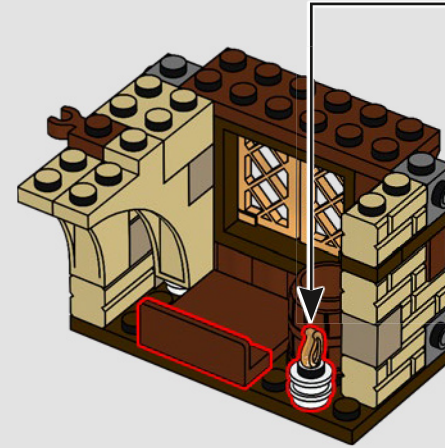
163



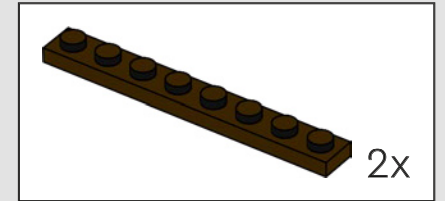
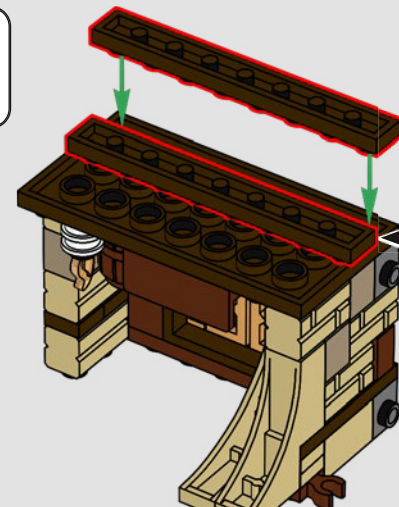
164




165

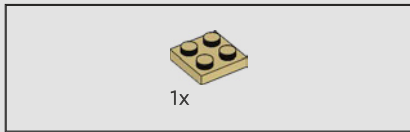
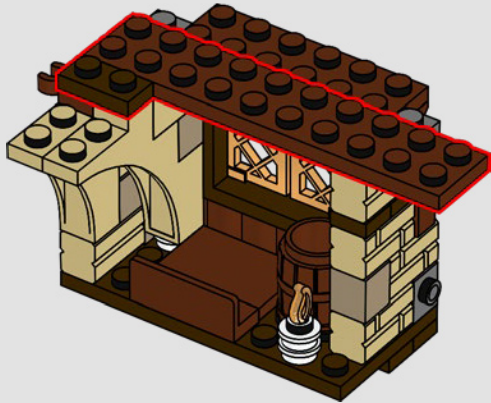


166

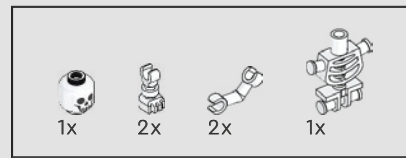
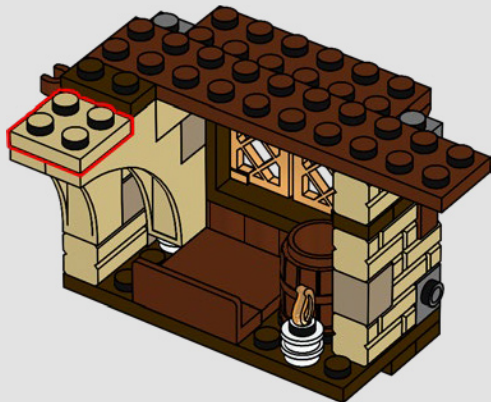




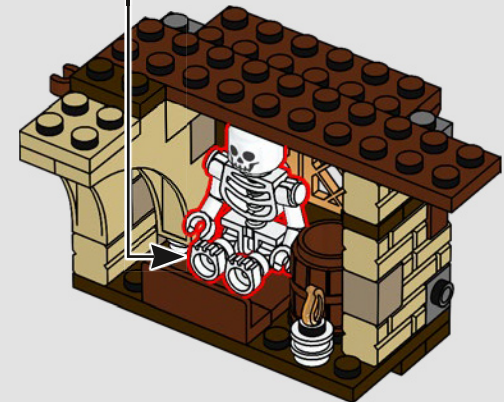
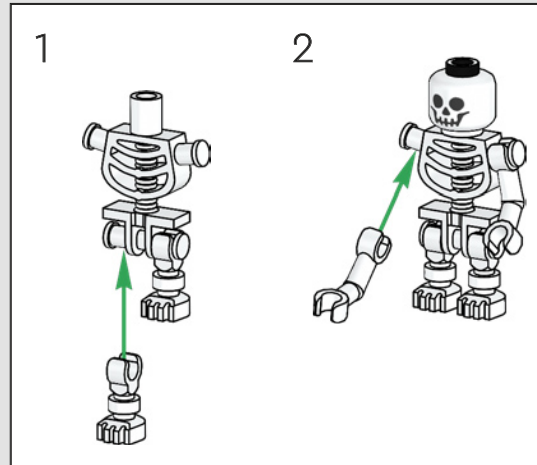
167




168

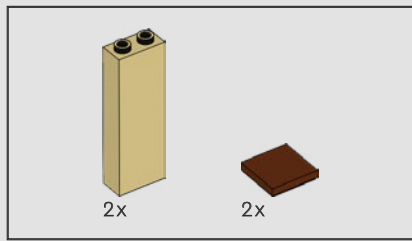


169

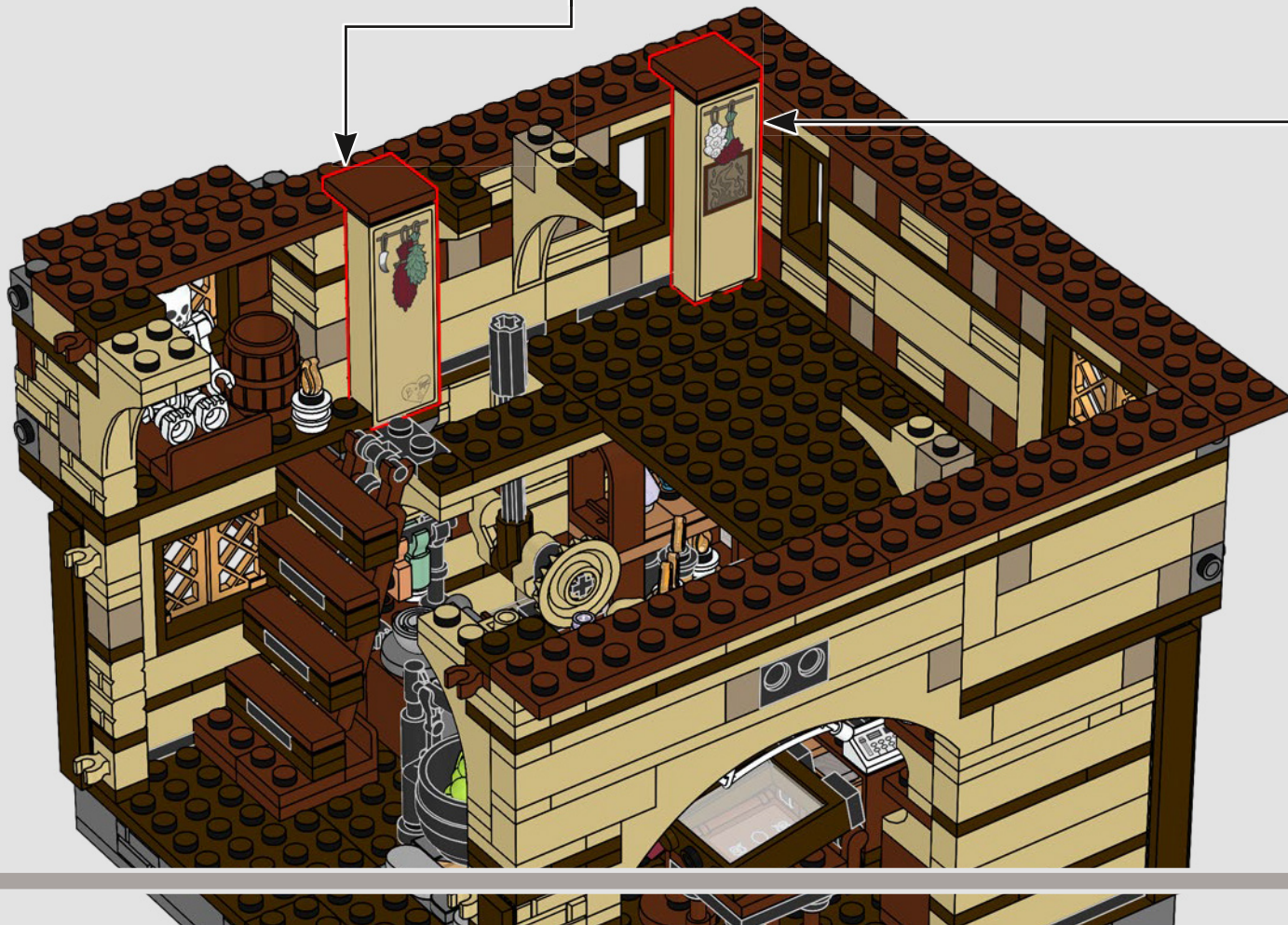
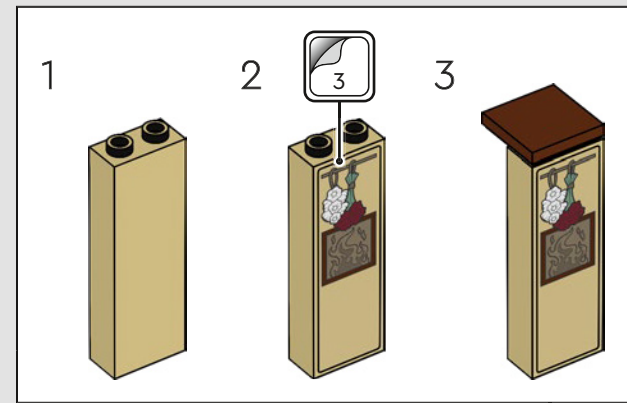
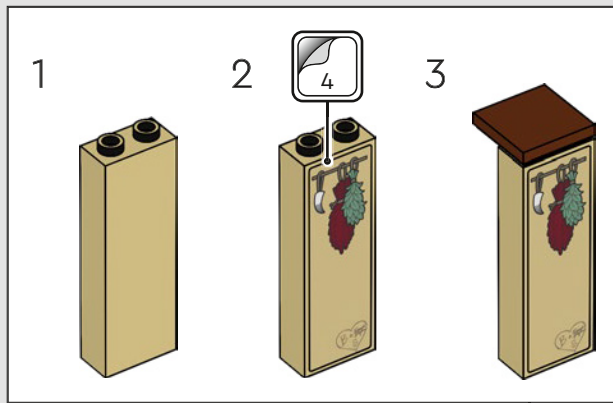


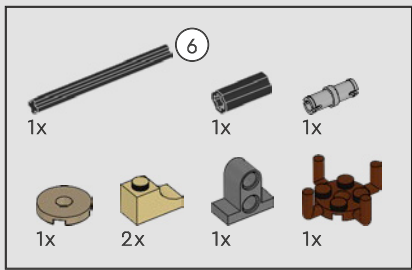
170




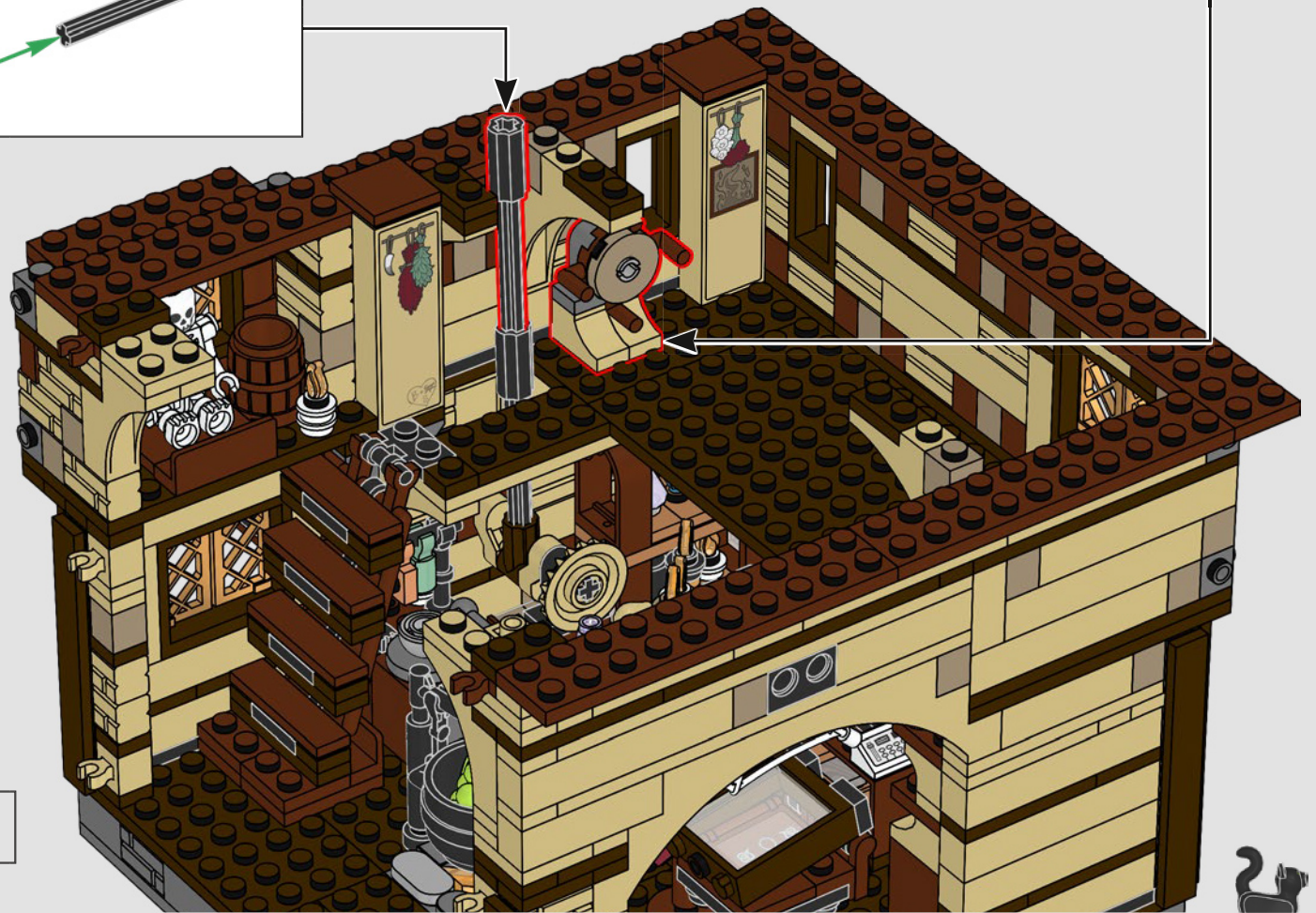
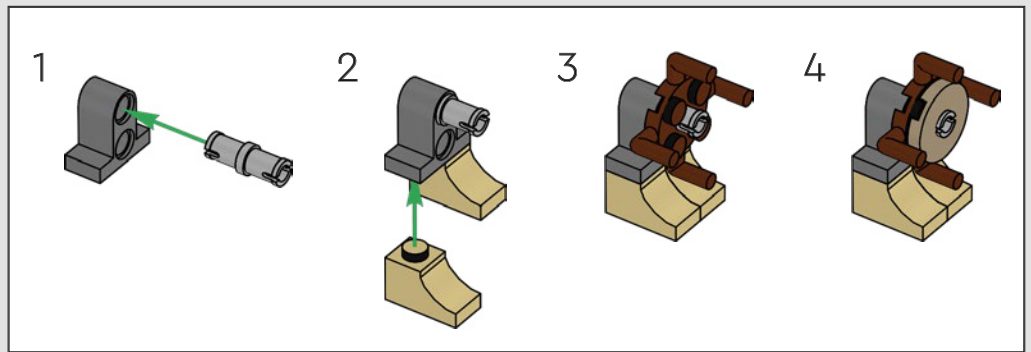



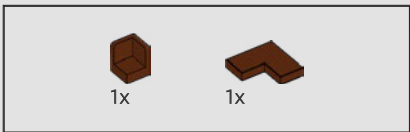
171





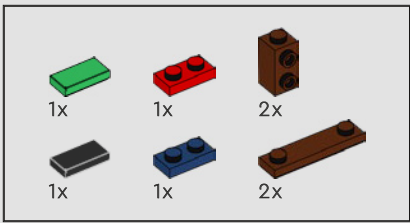
172





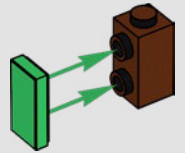
173



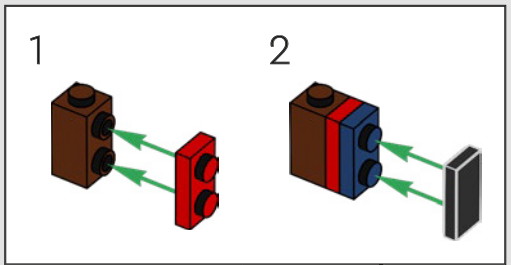
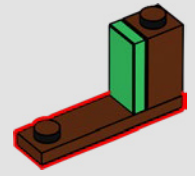


174

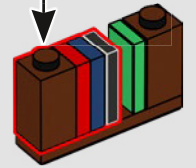
1



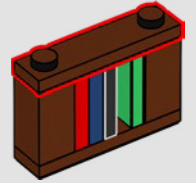
2

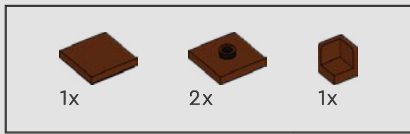


3

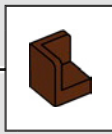


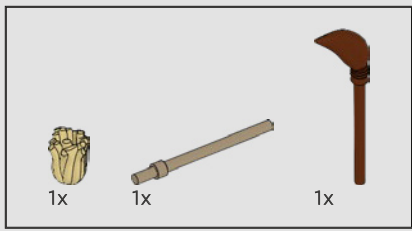
4



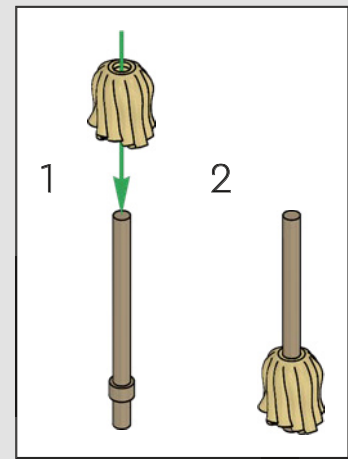
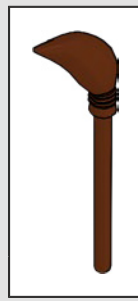


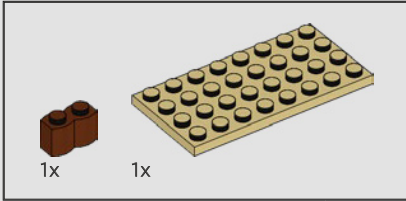
175



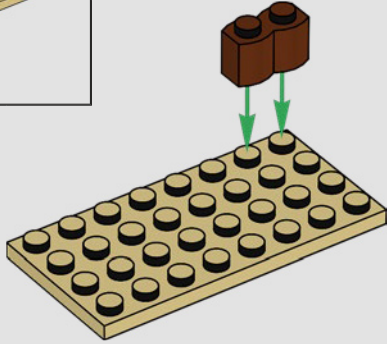


176

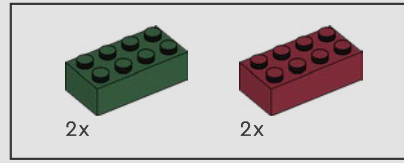
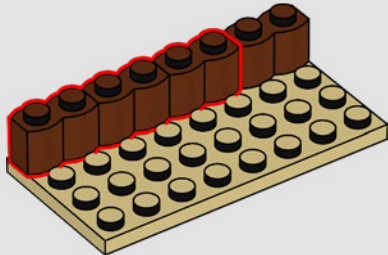




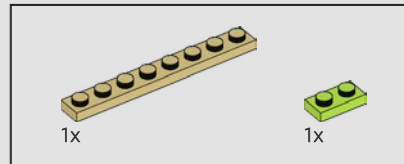
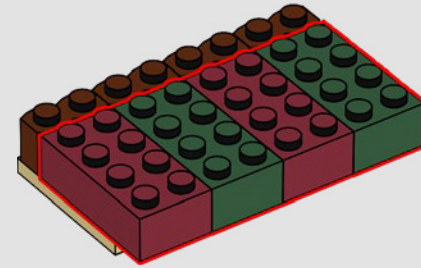
177



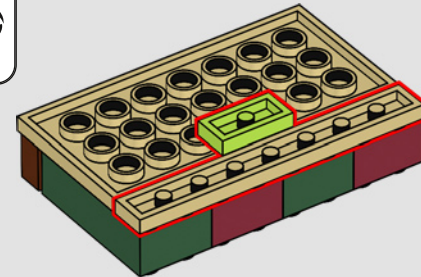
178



179



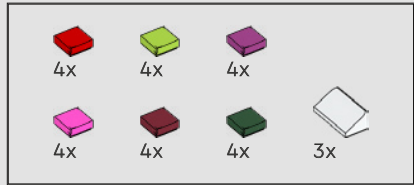
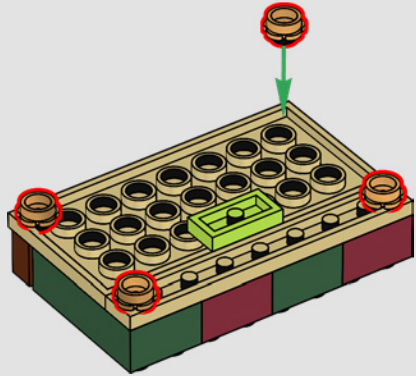
180



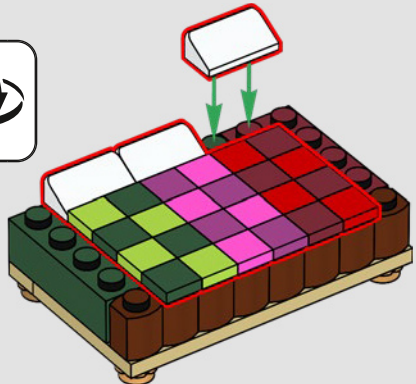


4x

181

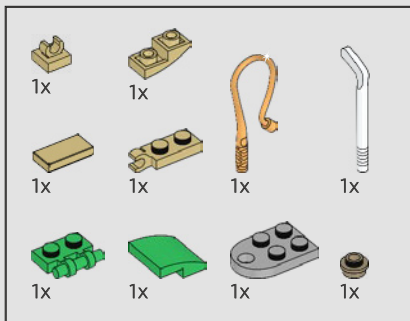


182

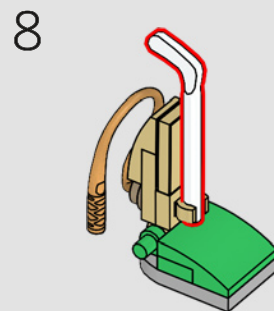
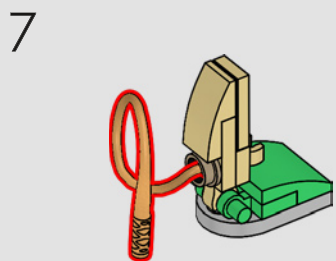
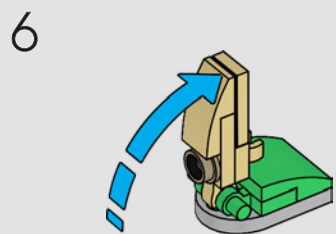
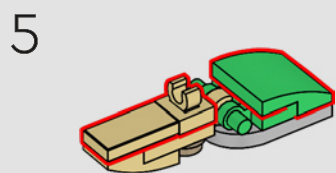
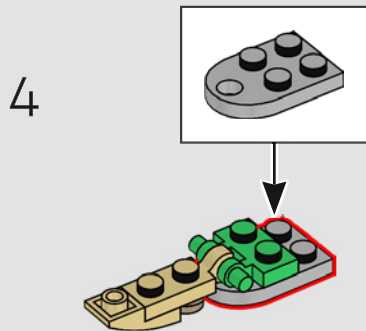
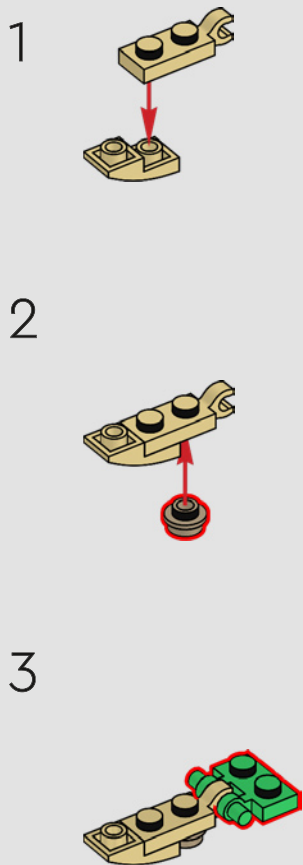


183



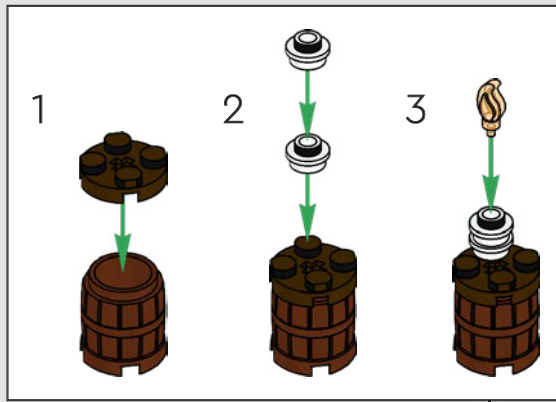


184



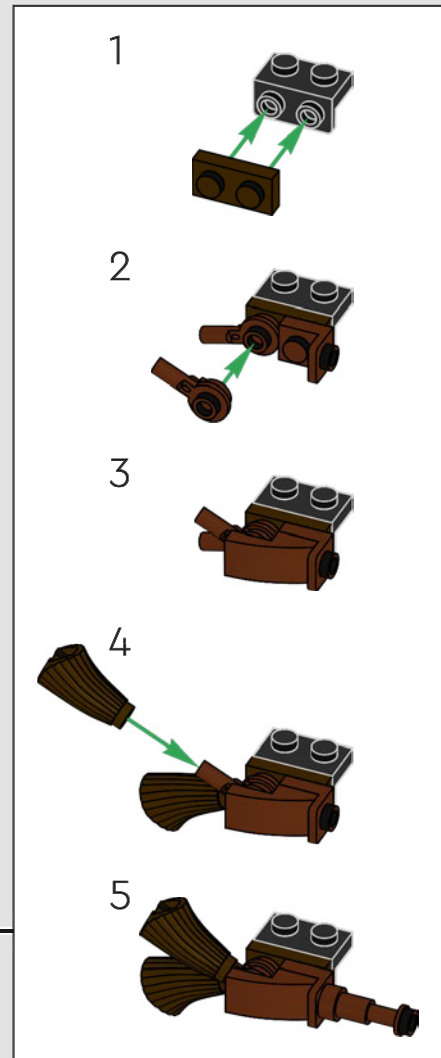


185

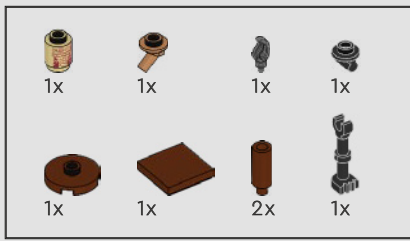




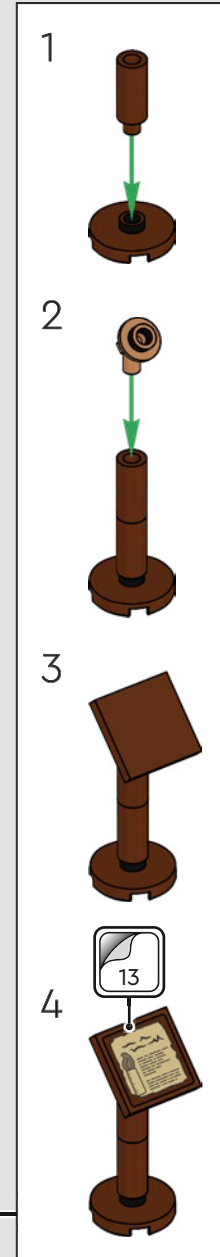
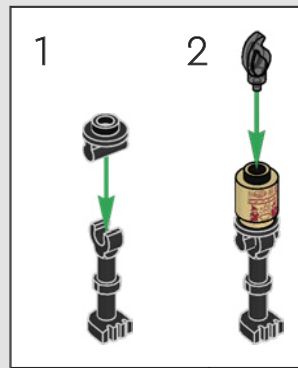
186

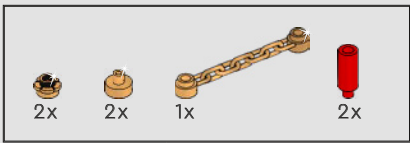




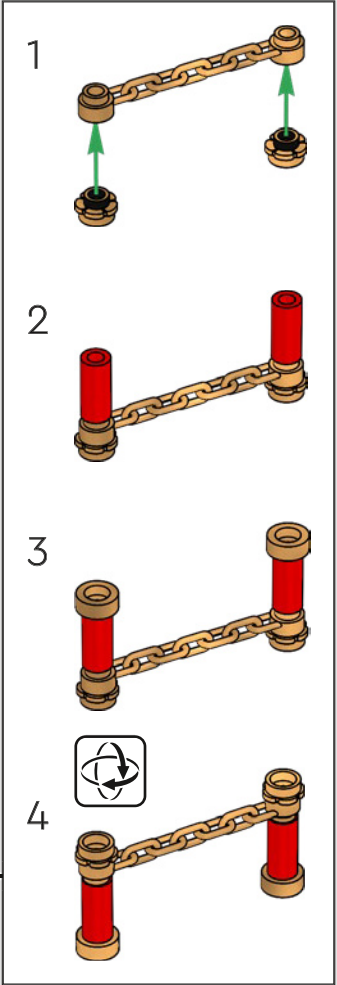


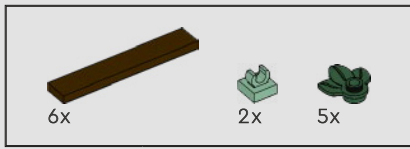
187







188






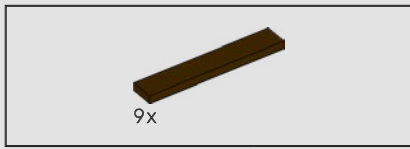
189






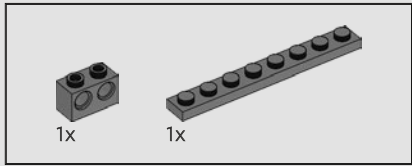
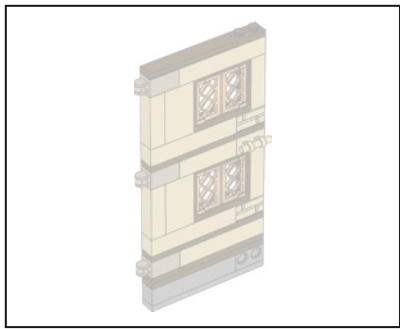
190



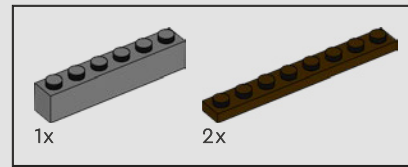
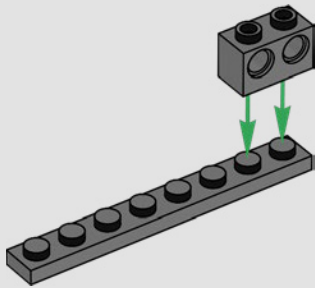


191

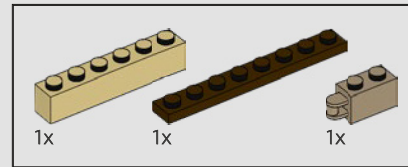
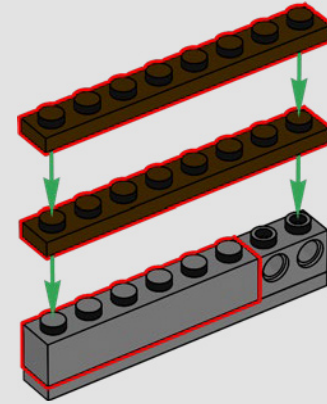




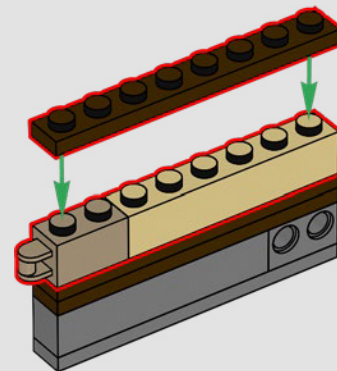
192

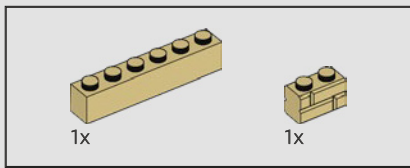


193

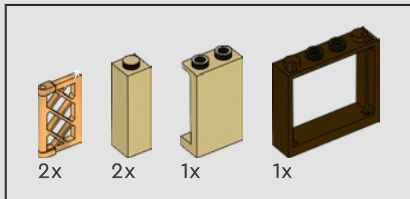
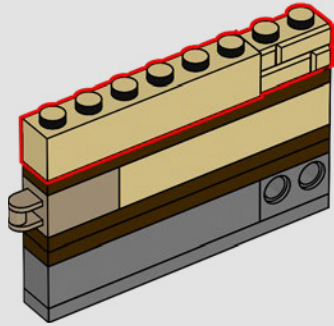


194

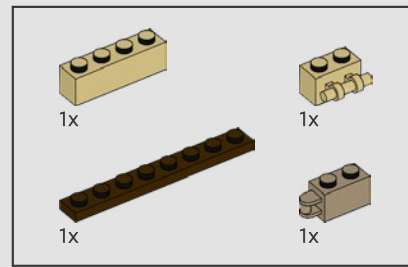
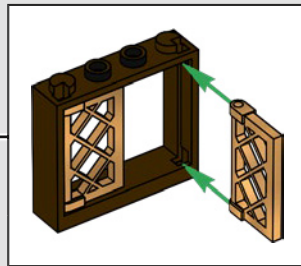
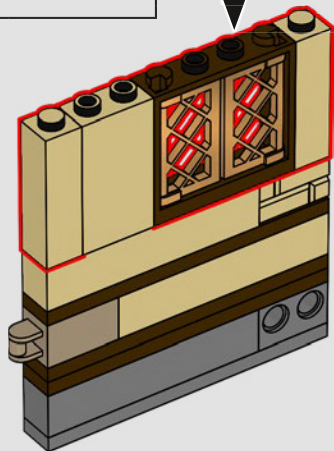




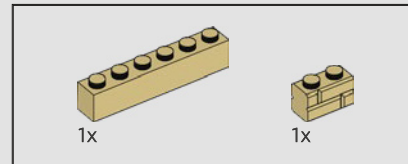
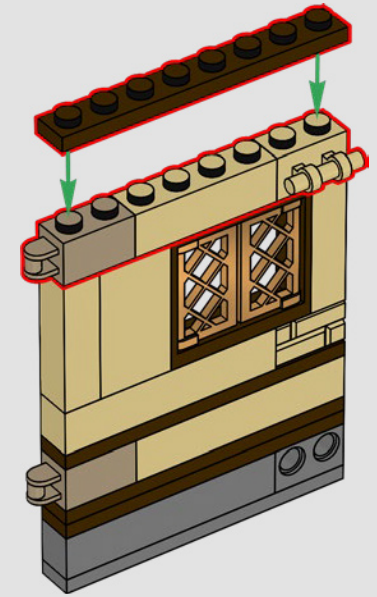
195



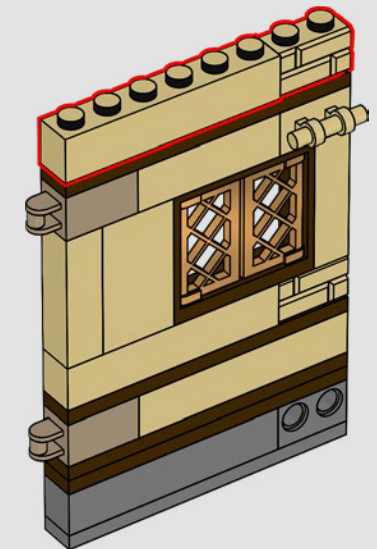
196

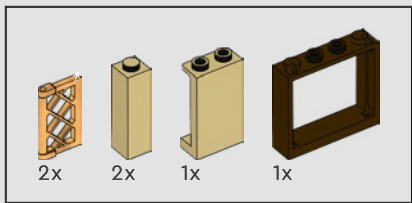


197

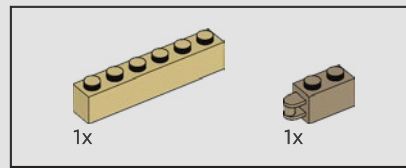
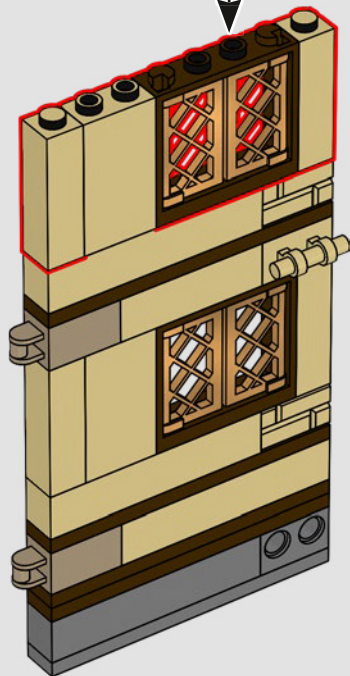
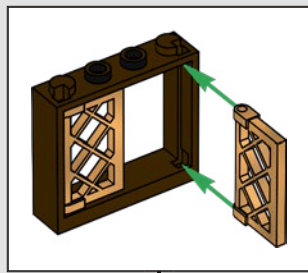


198

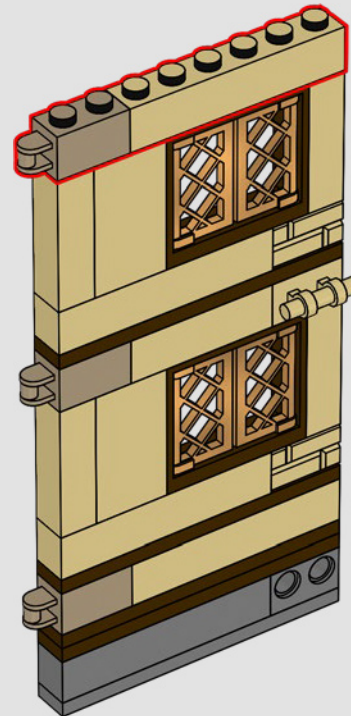


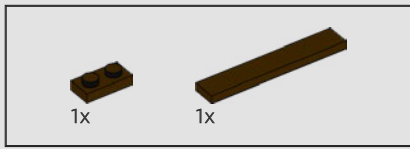


199

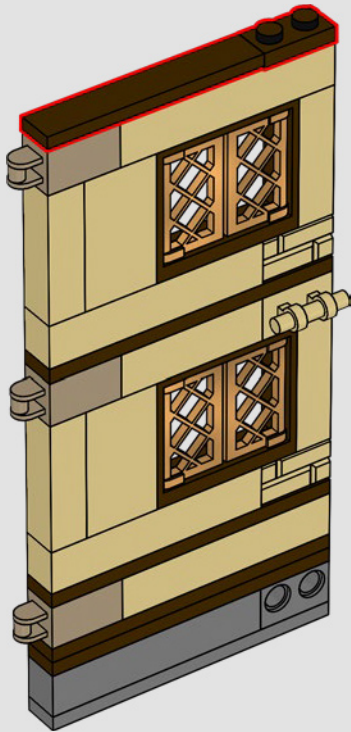


200




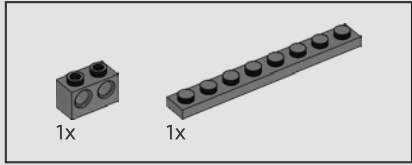
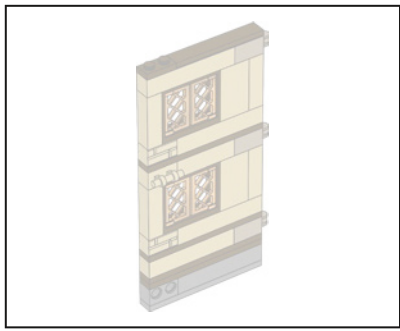


201

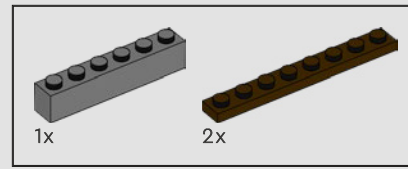
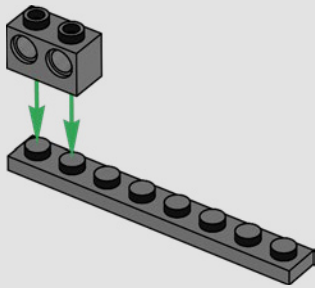


202

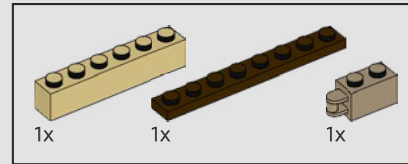
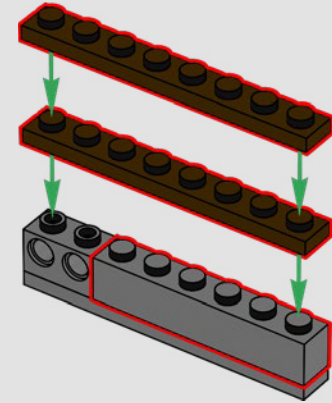




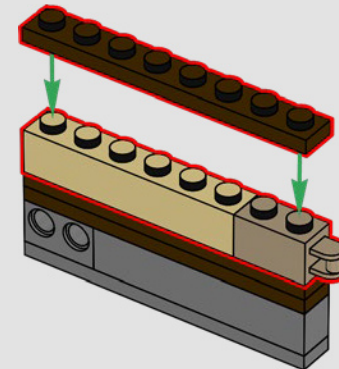
203

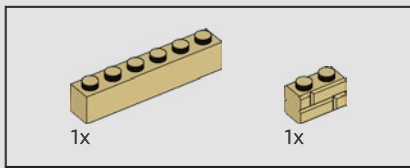


204

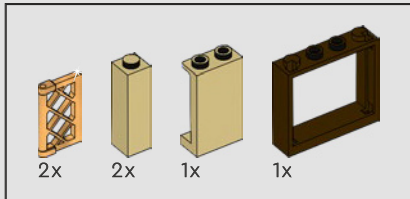
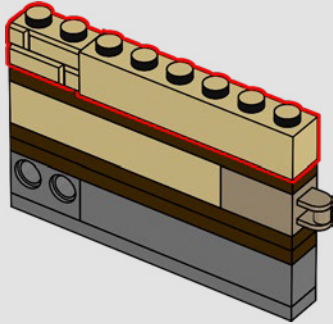


205

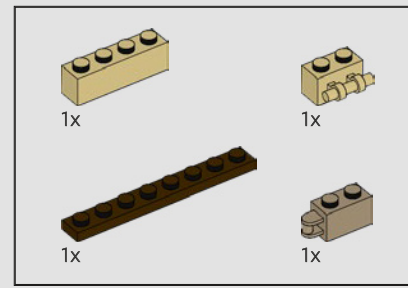
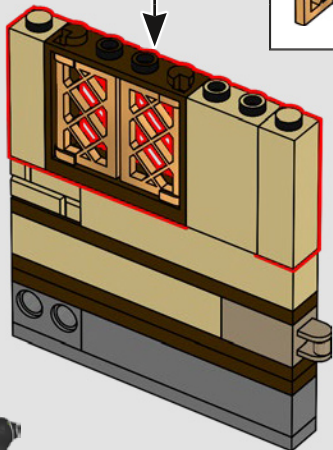
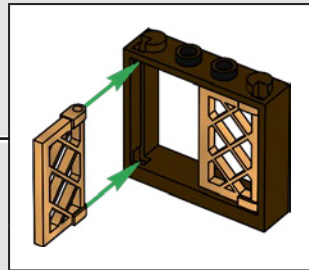




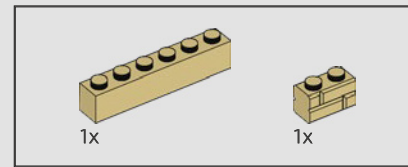
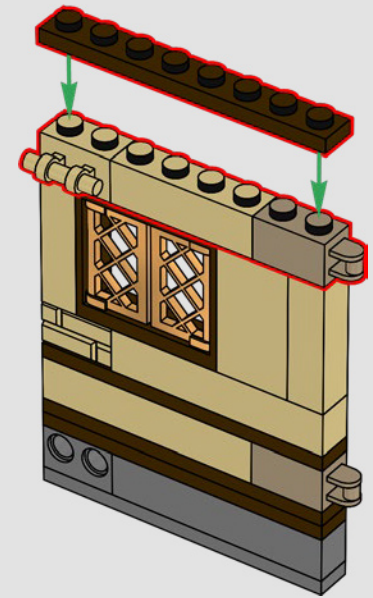
206



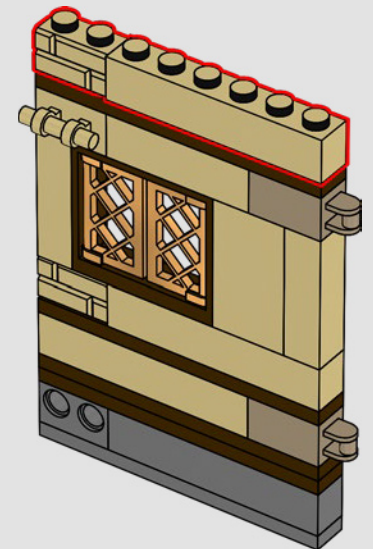
207

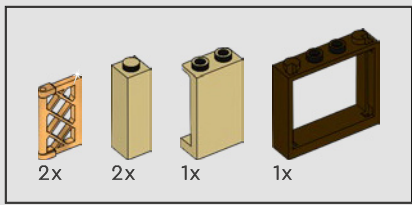


208

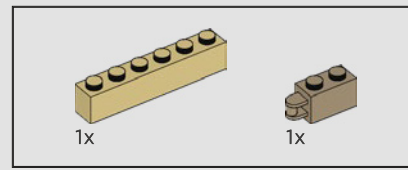
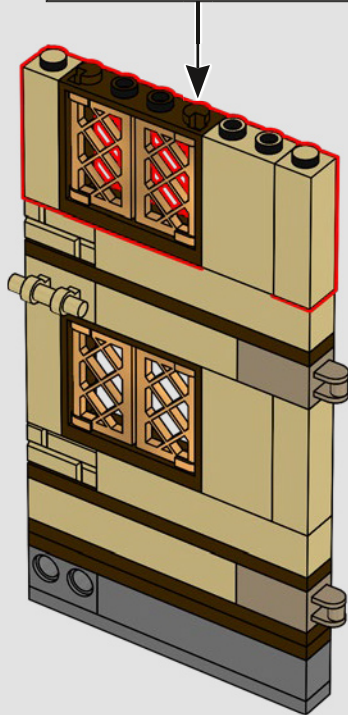
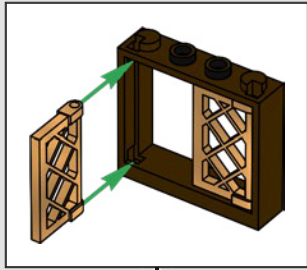


209

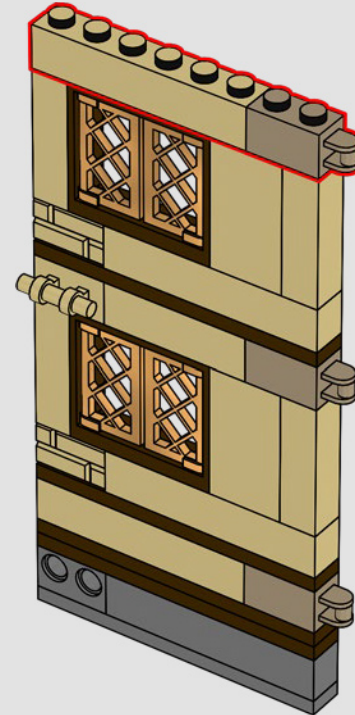


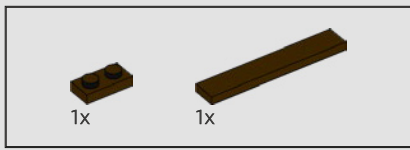


210

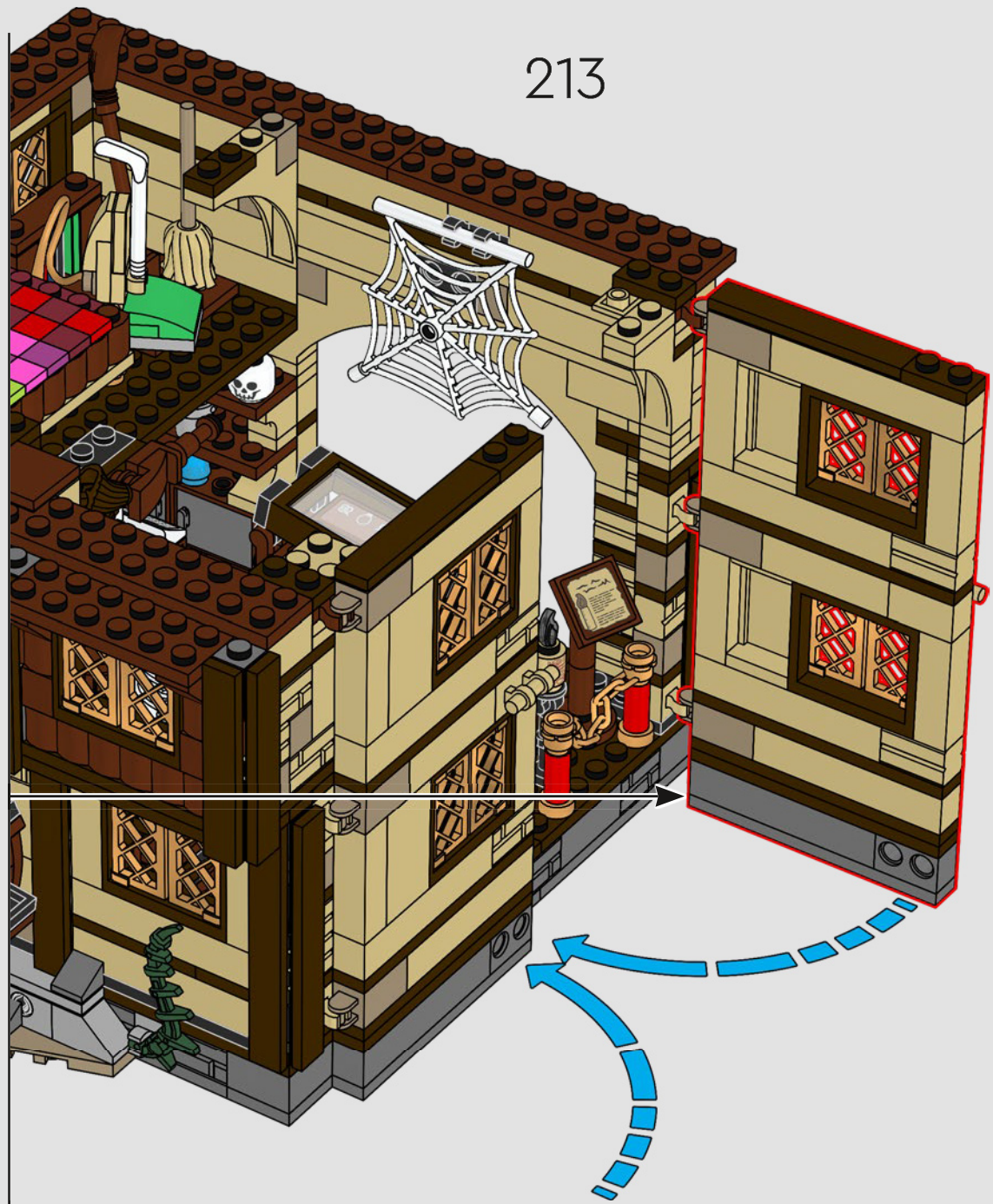
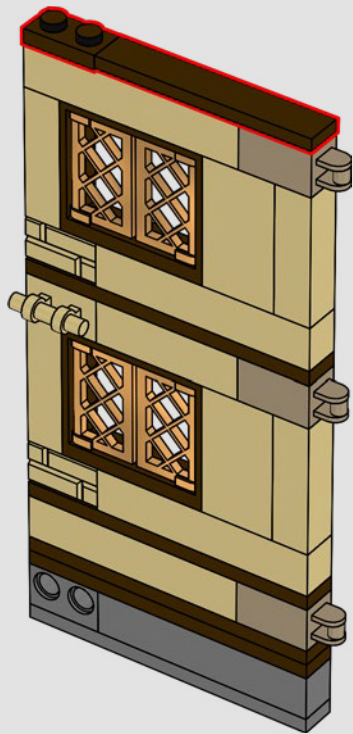



211





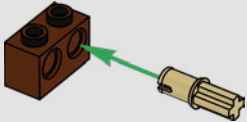
212



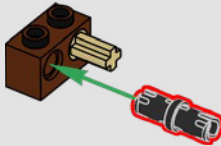


214

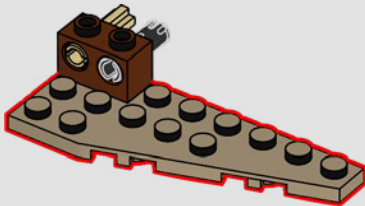
1



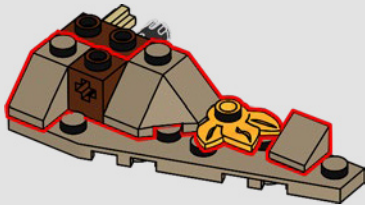
2



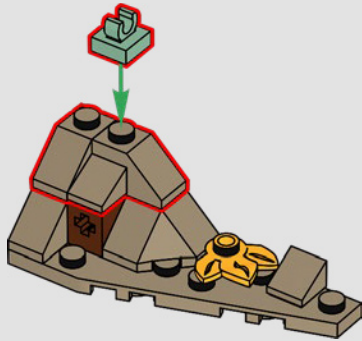
3




4




5




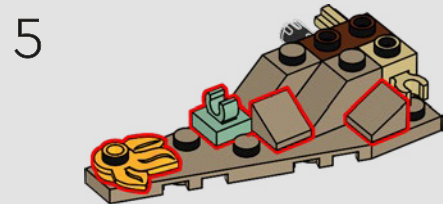
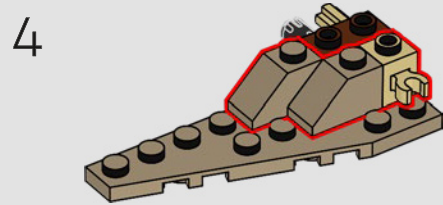
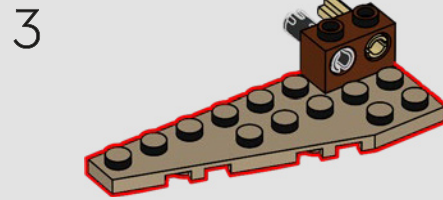
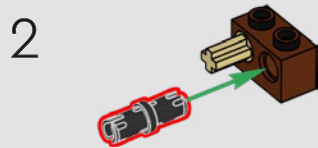
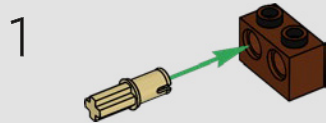


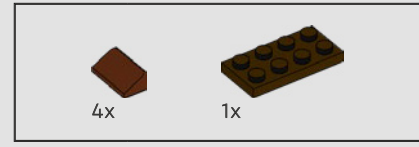
6






215



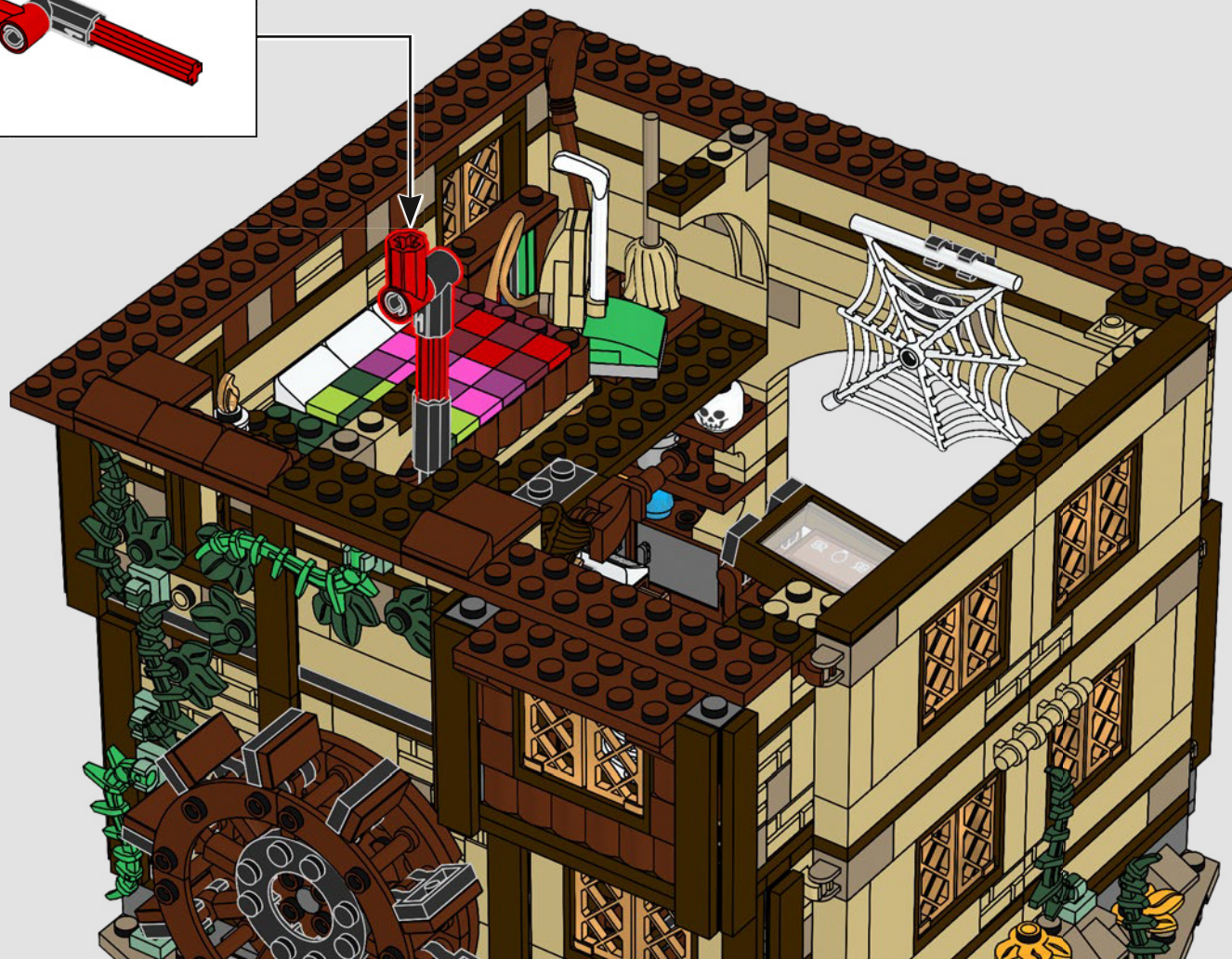
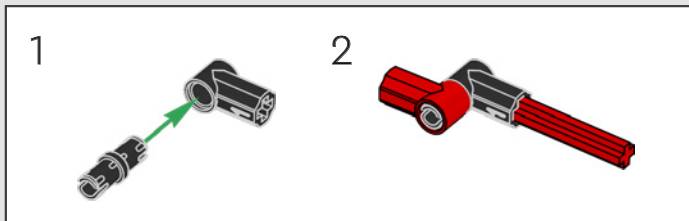


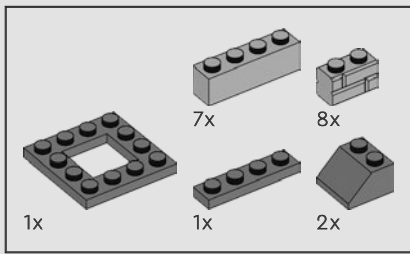
216




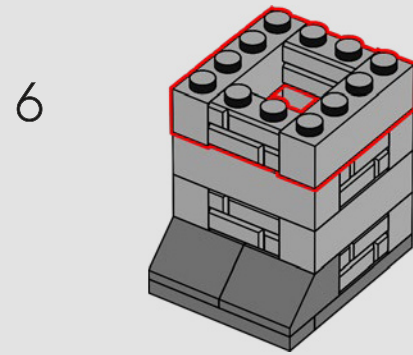
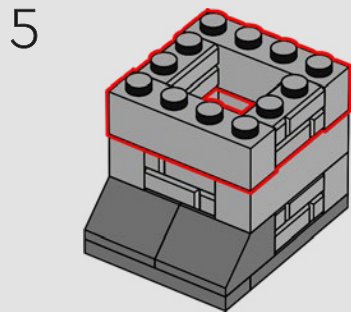
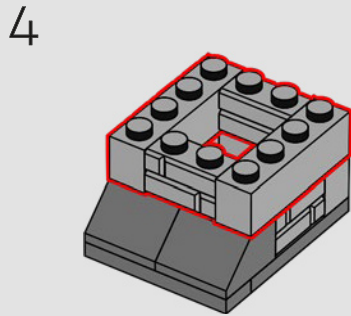
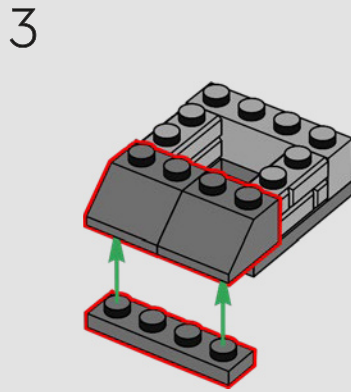
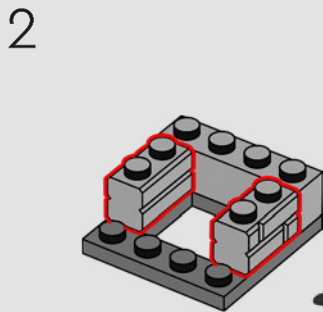
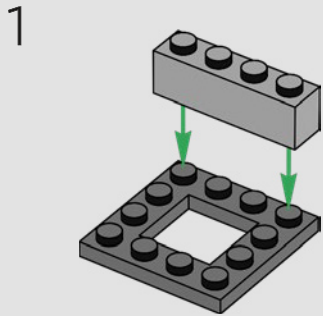


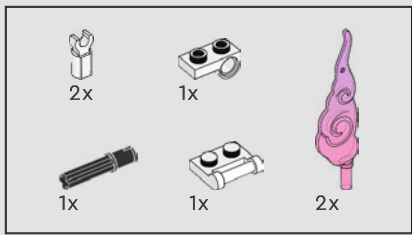
217



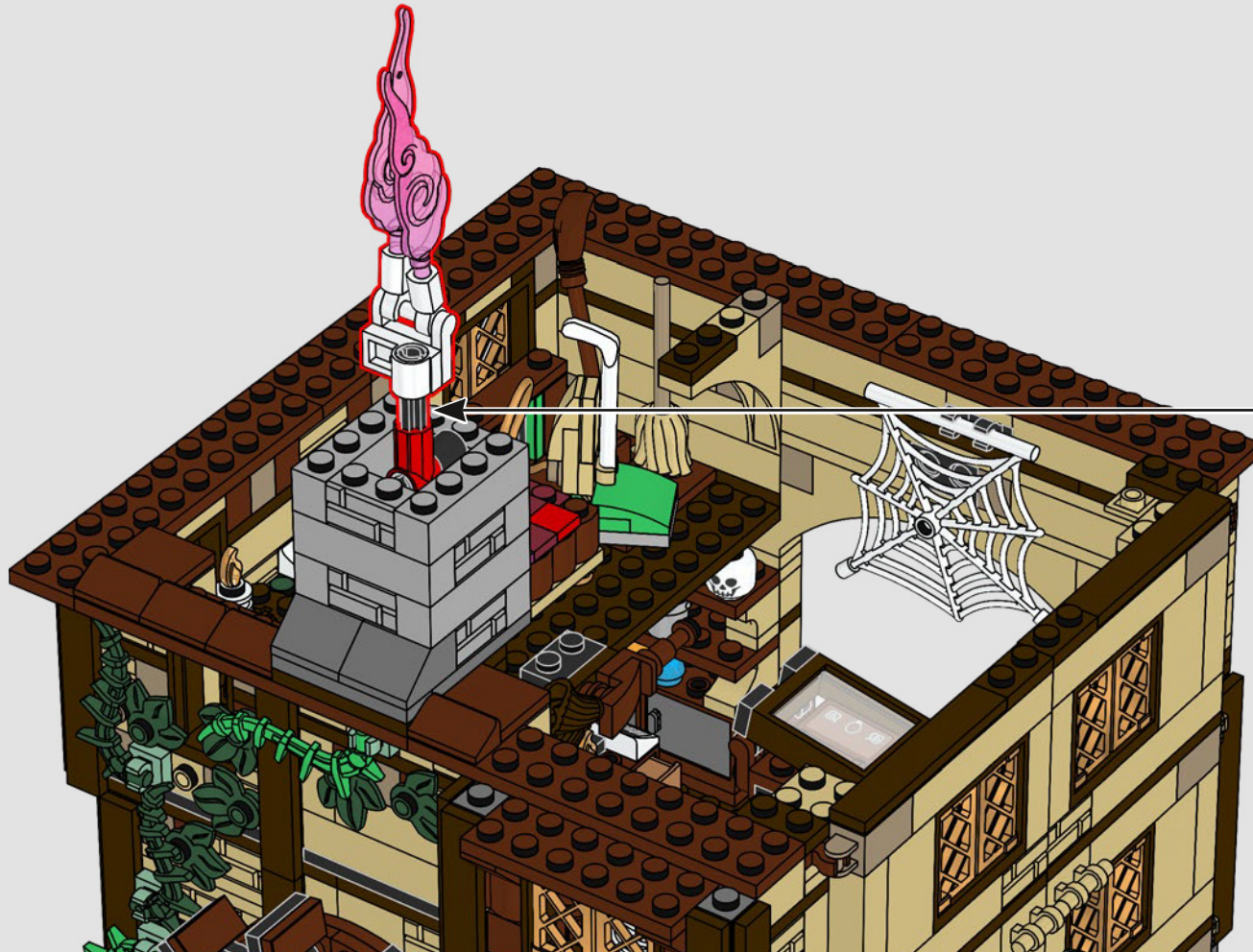
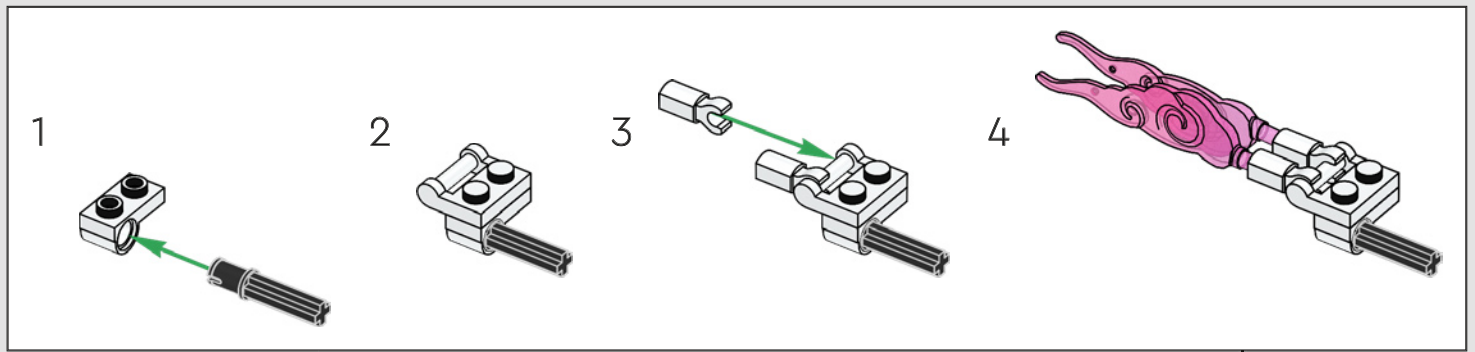


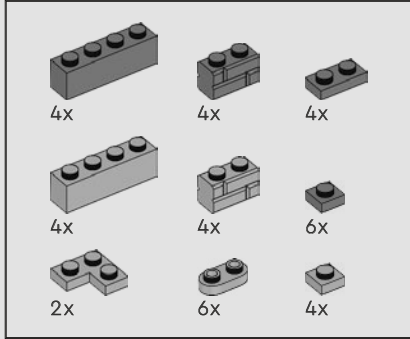
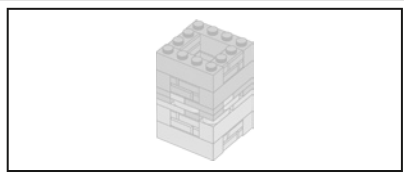
218



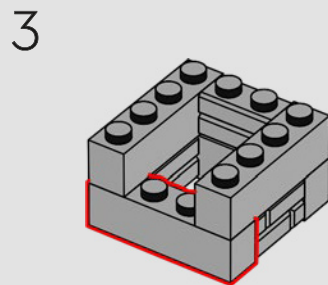
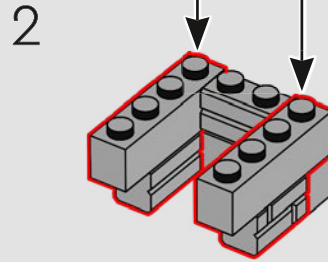
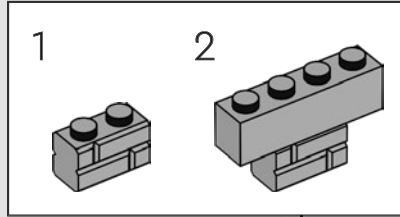
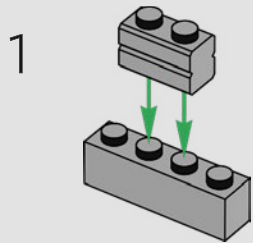


219

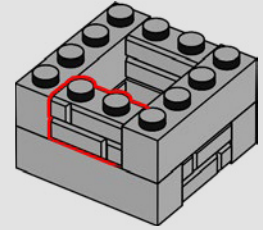




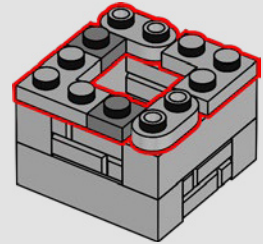
220



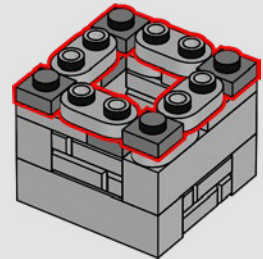
4



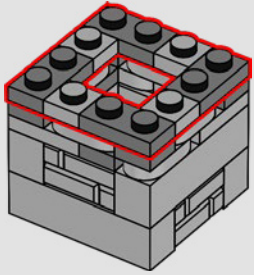
5



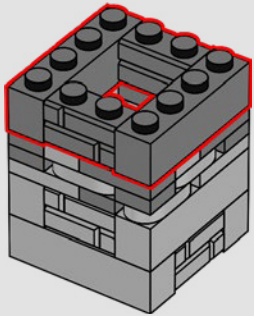
6




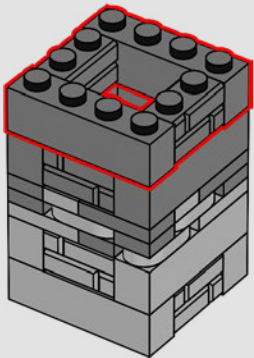
7

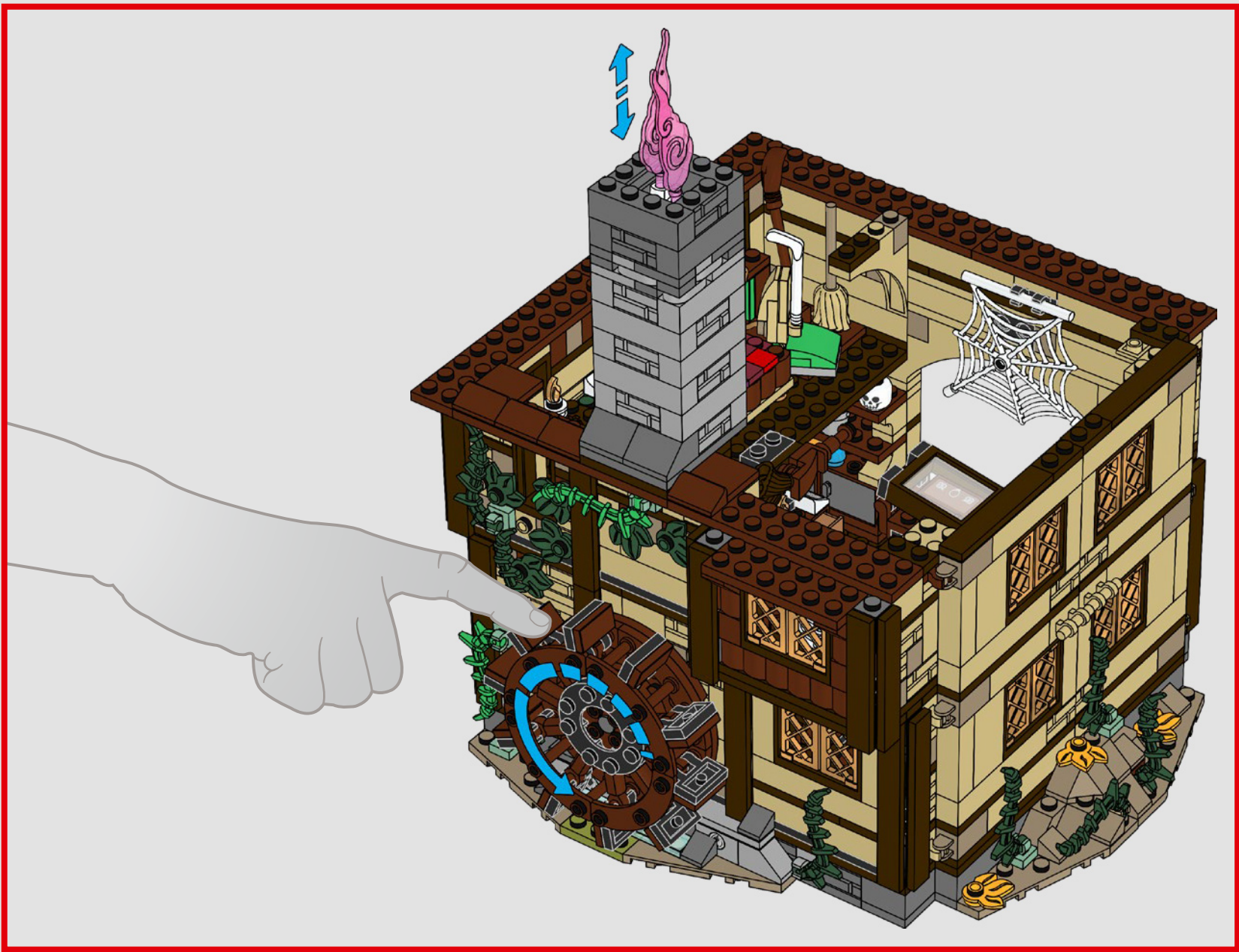


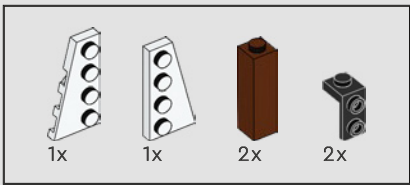
8



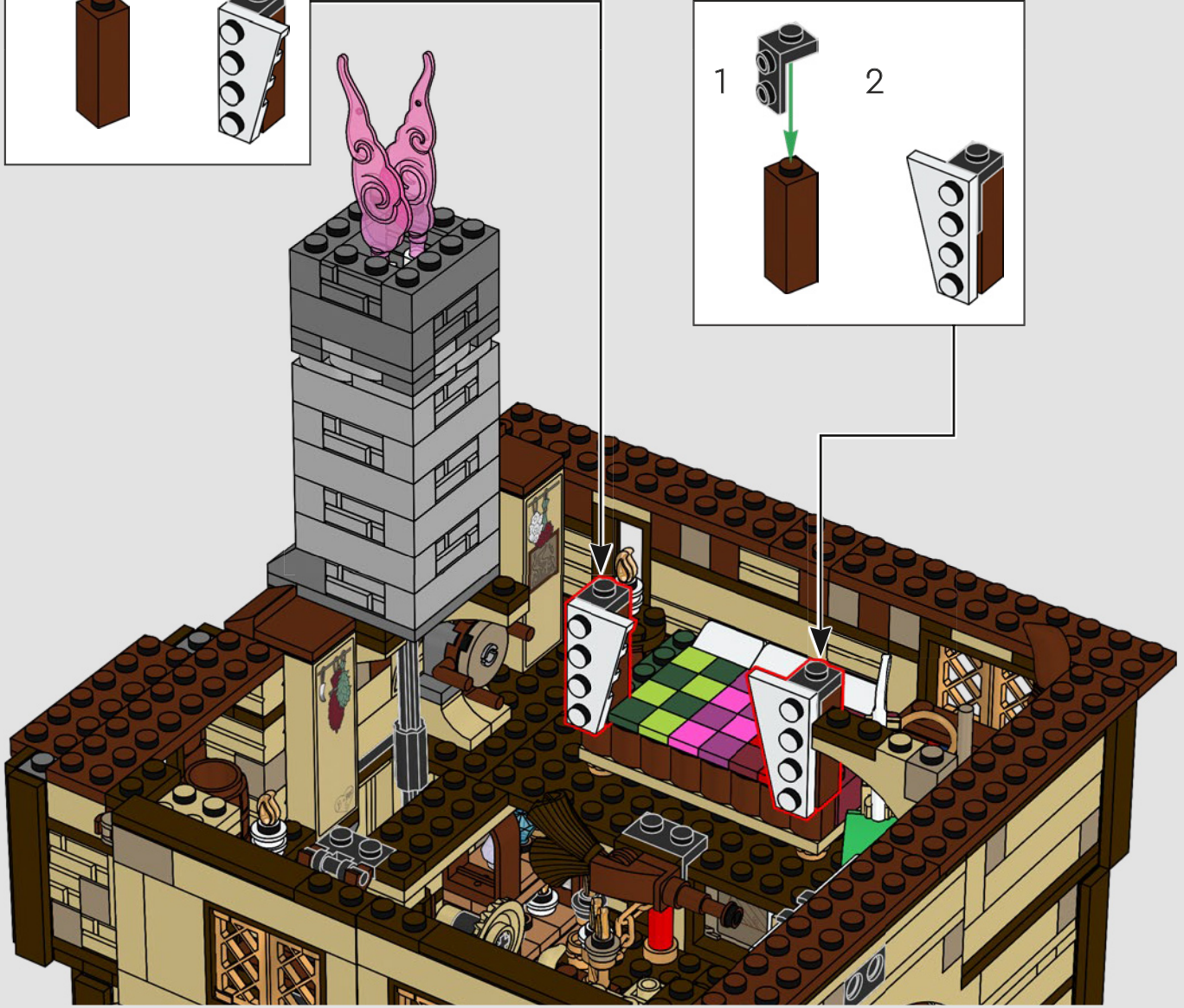
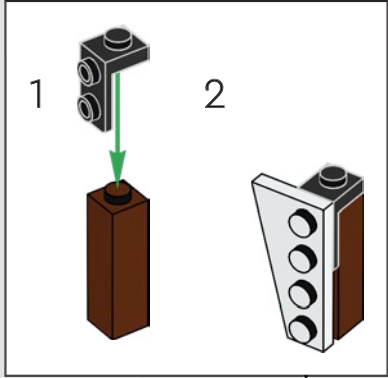
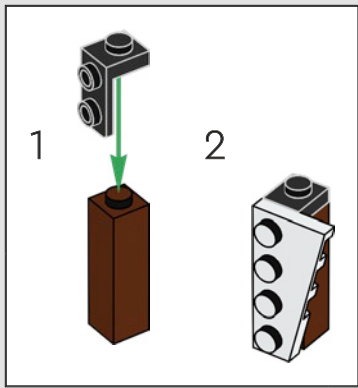
9

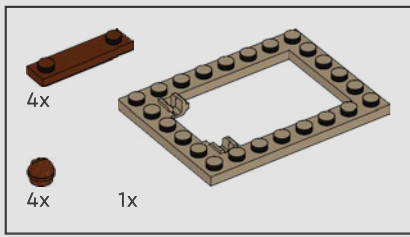




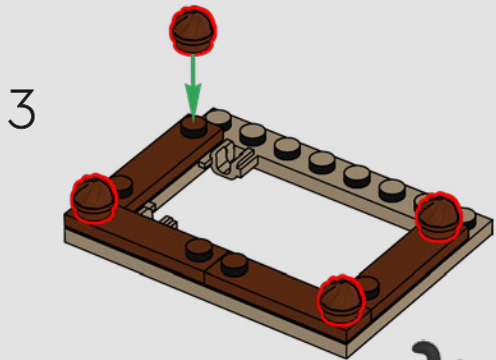
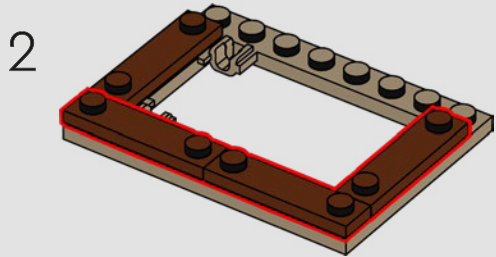
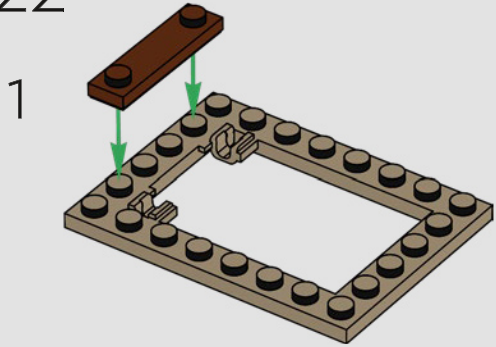


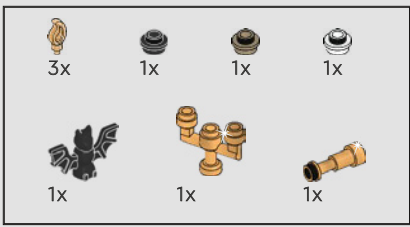
221



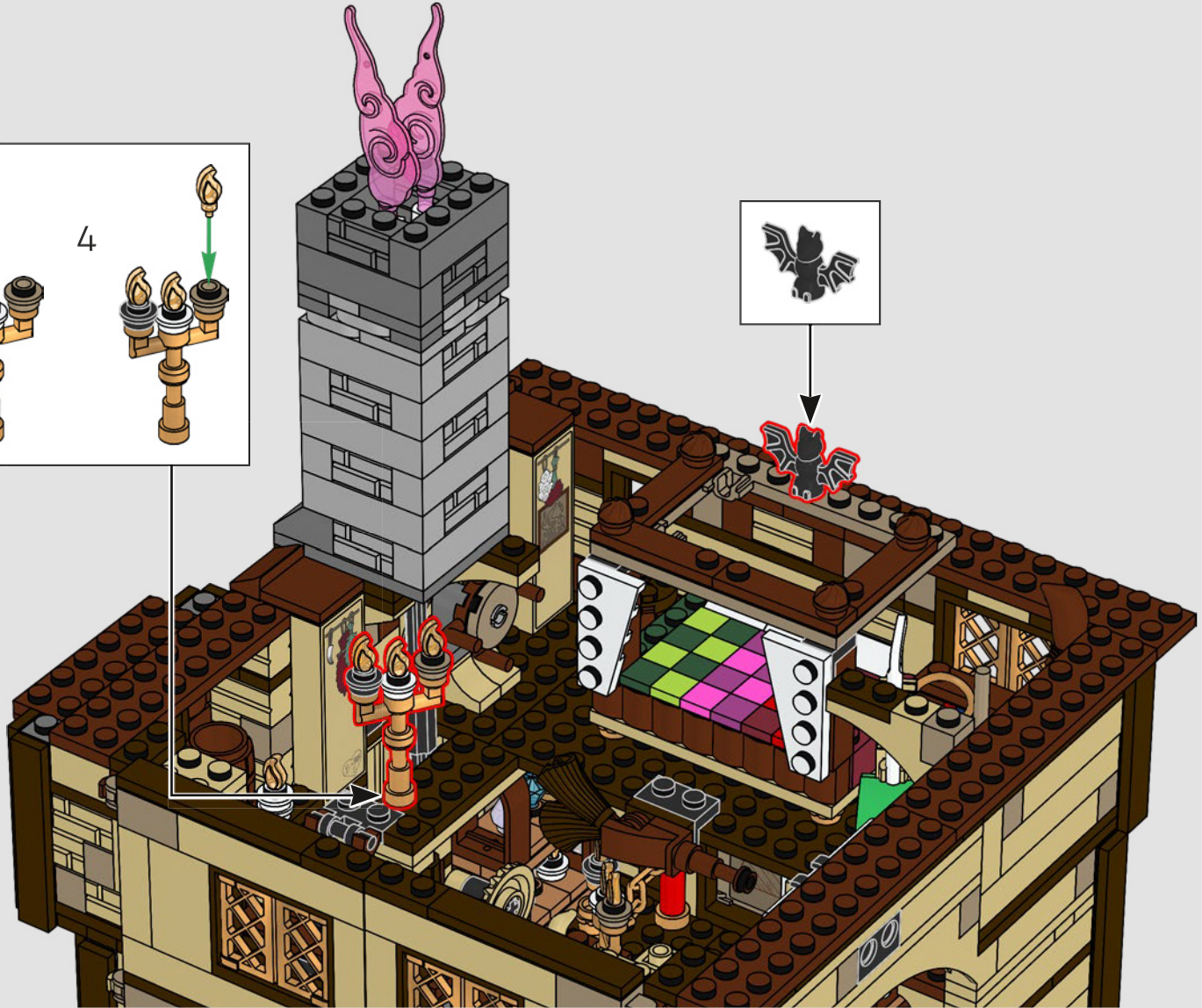
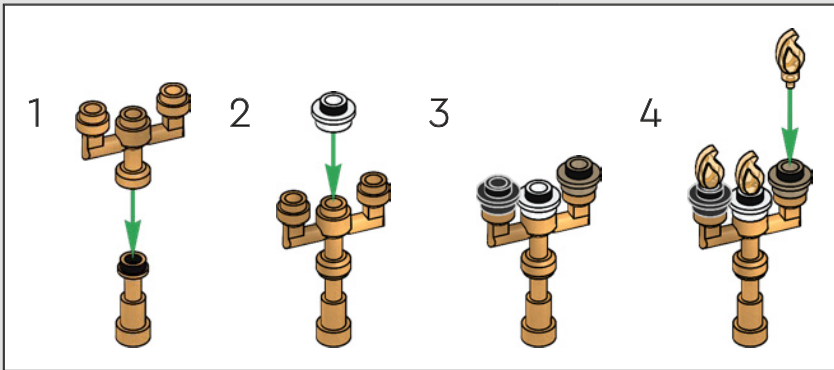


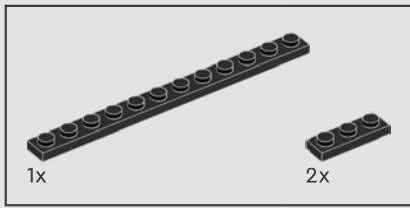
222





223






224

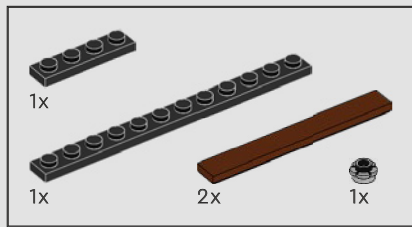




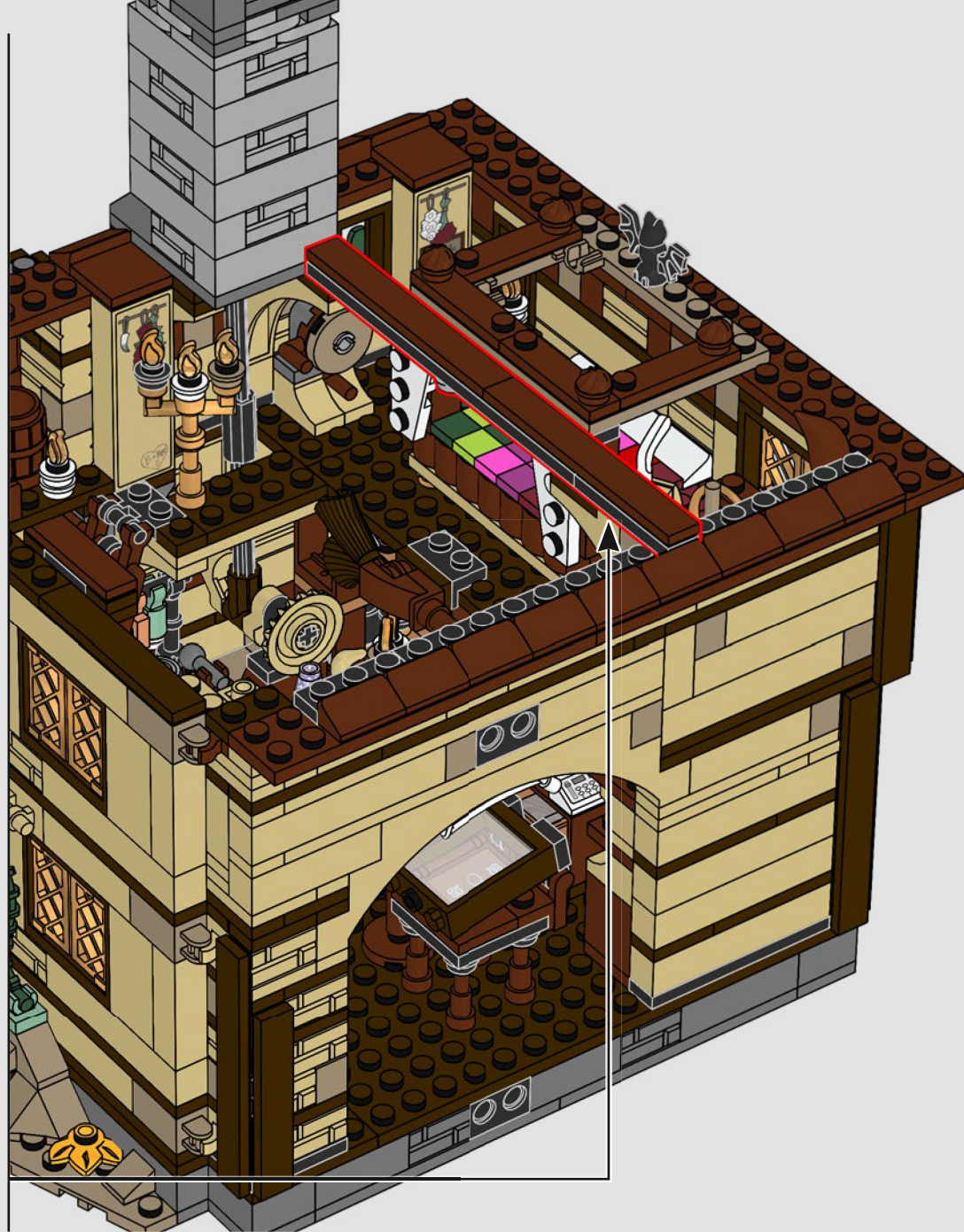
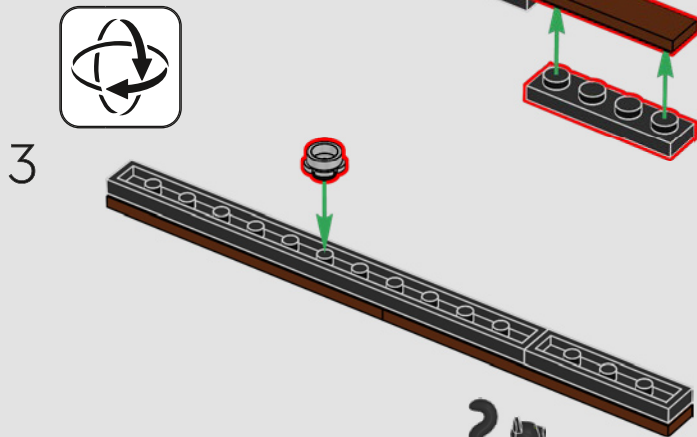
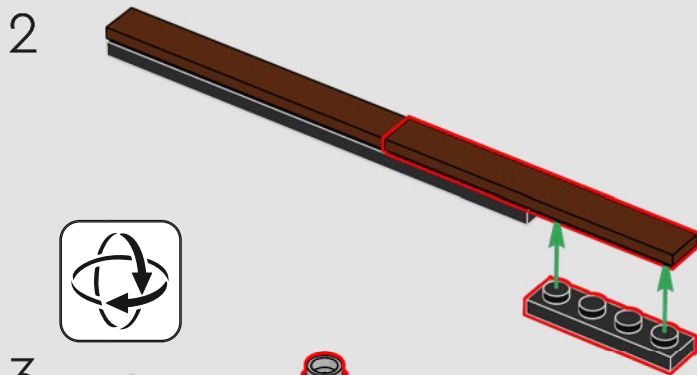
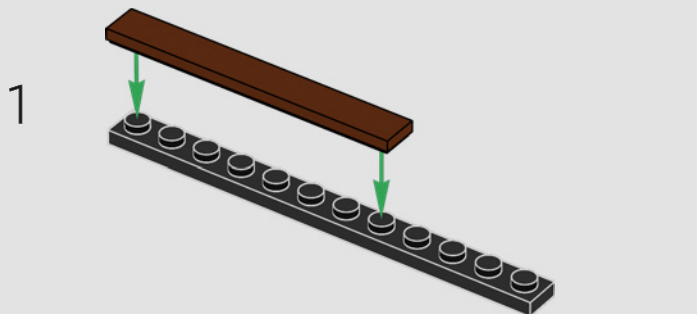
9x


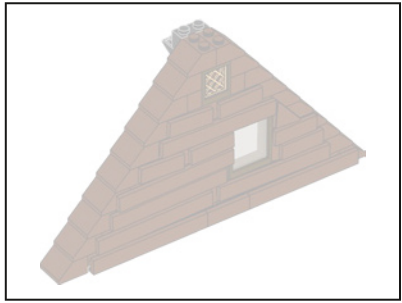
225



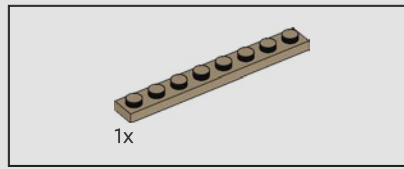
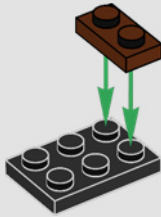


226

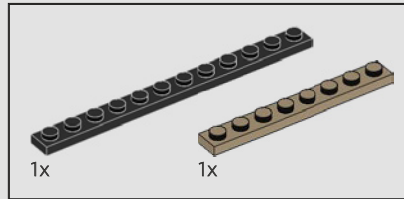





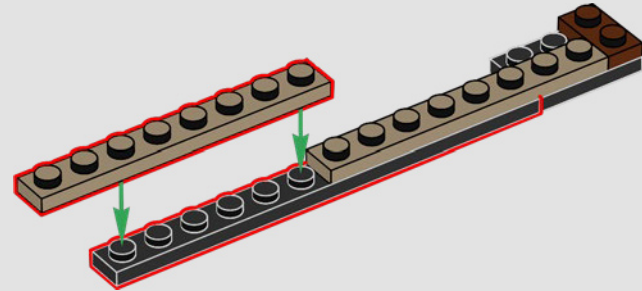
227




228



229

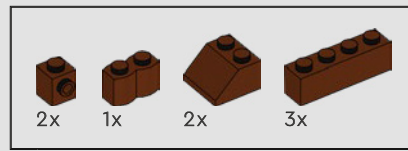





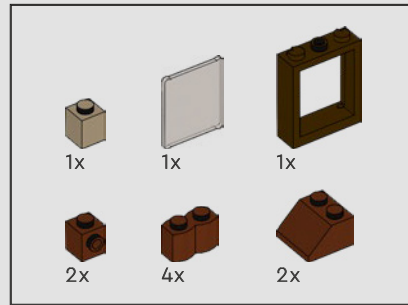
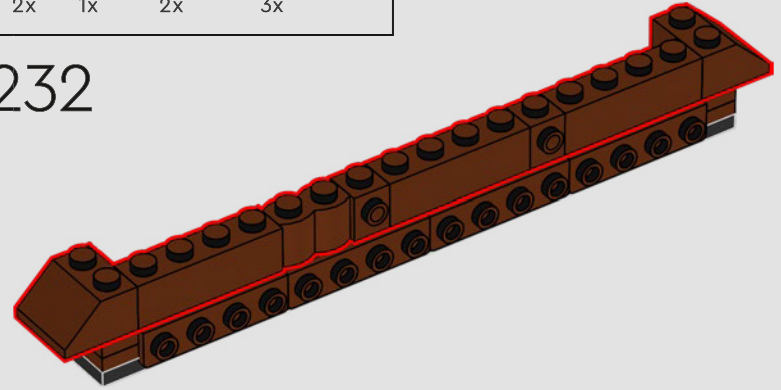
230



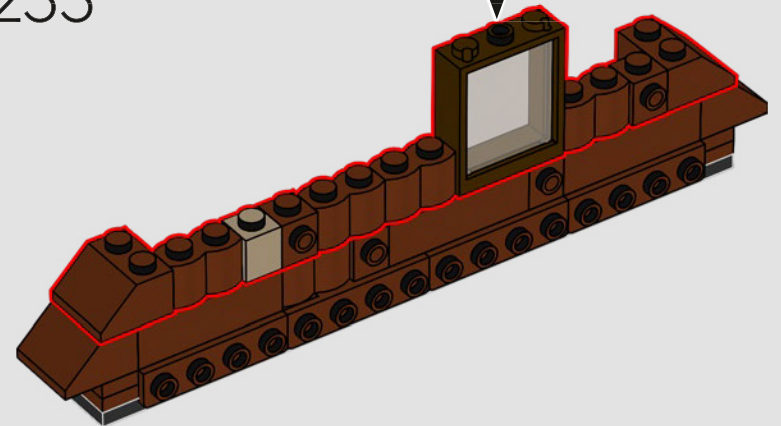
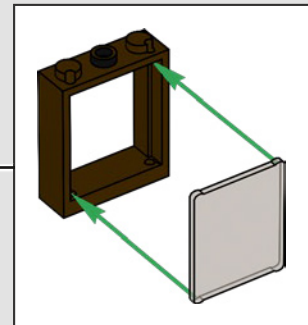
231

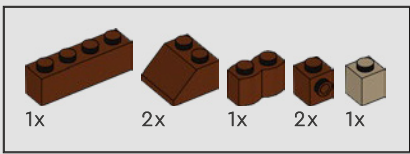


232

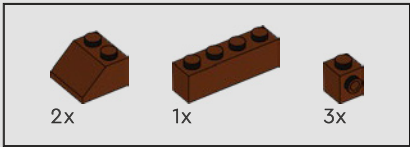
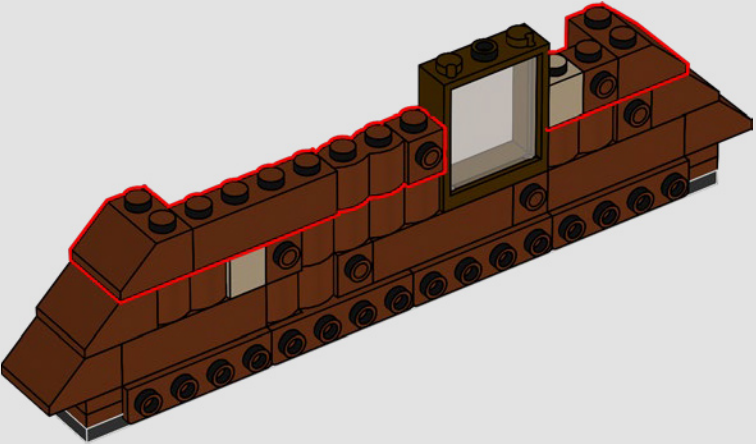


233

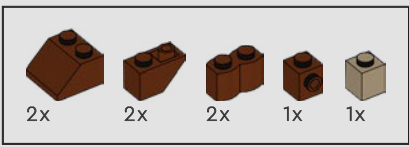
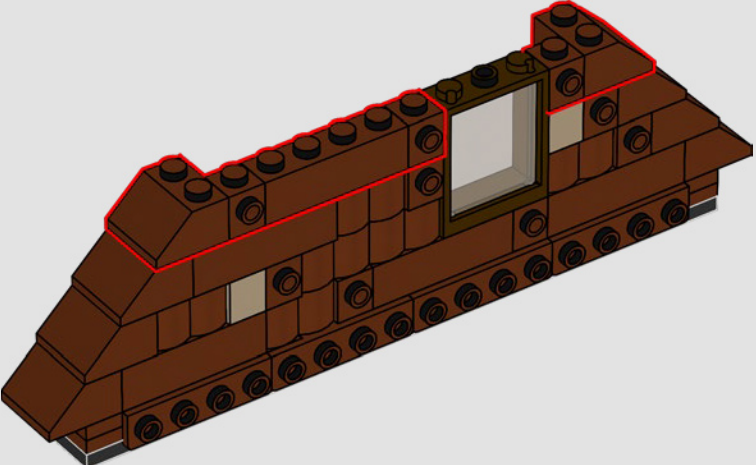




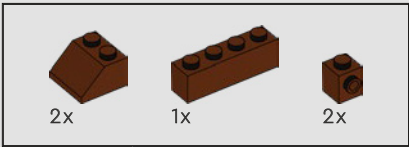
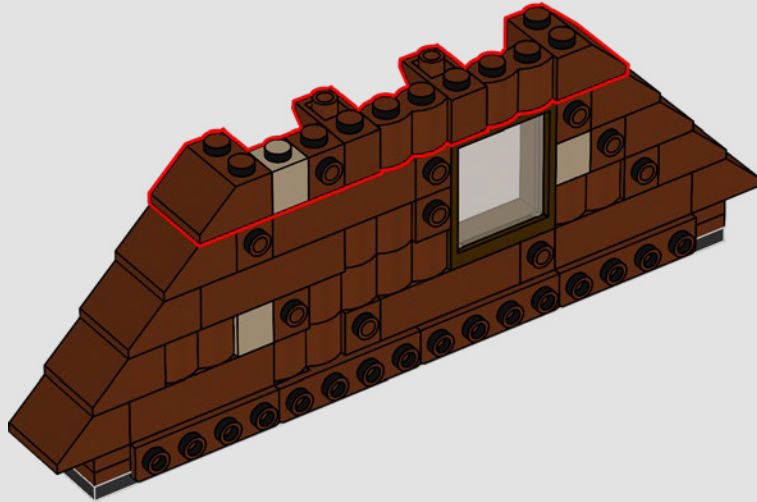
234



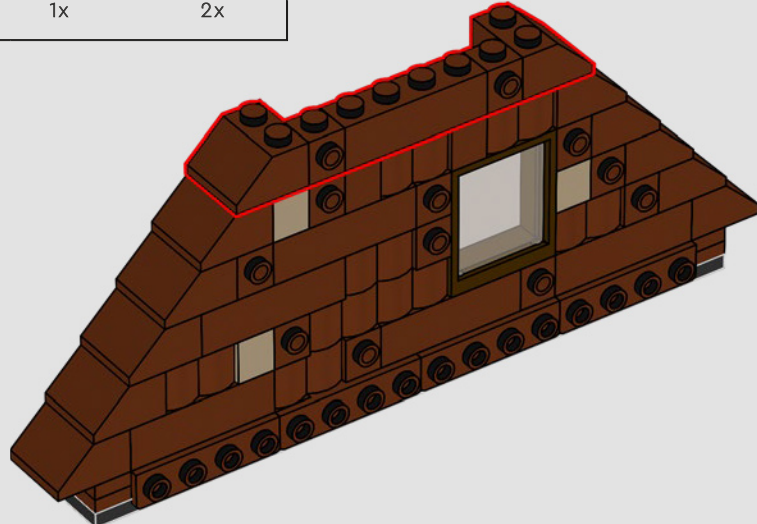
235

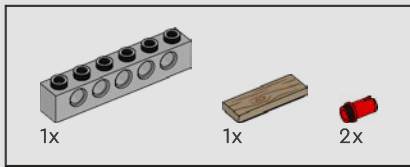


236

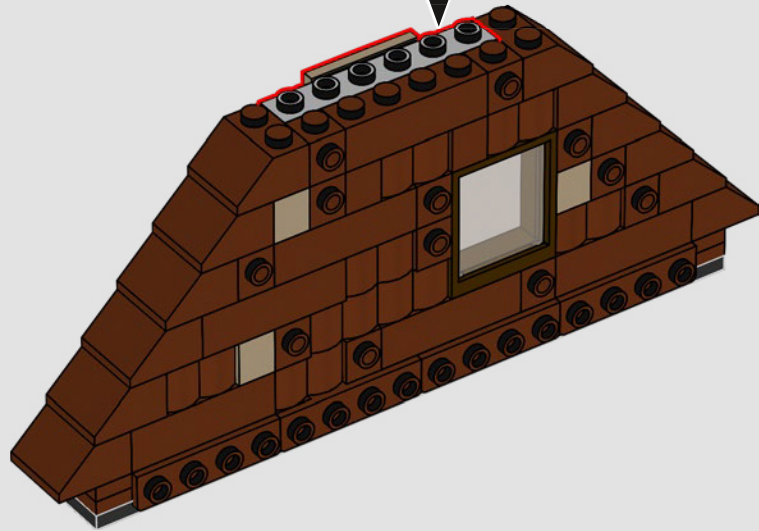
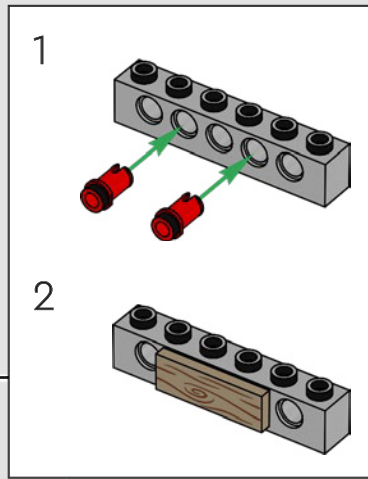


237

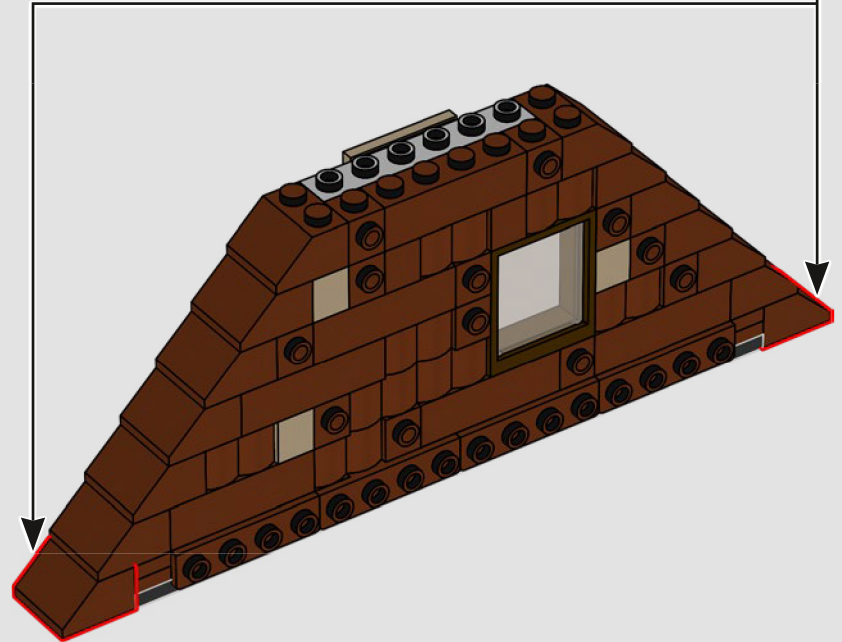
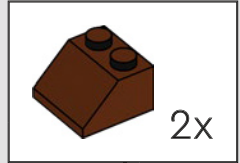


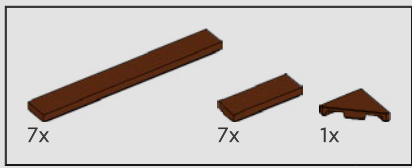


238

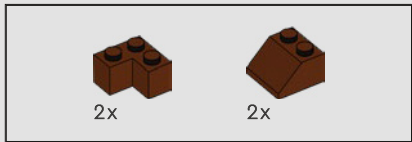
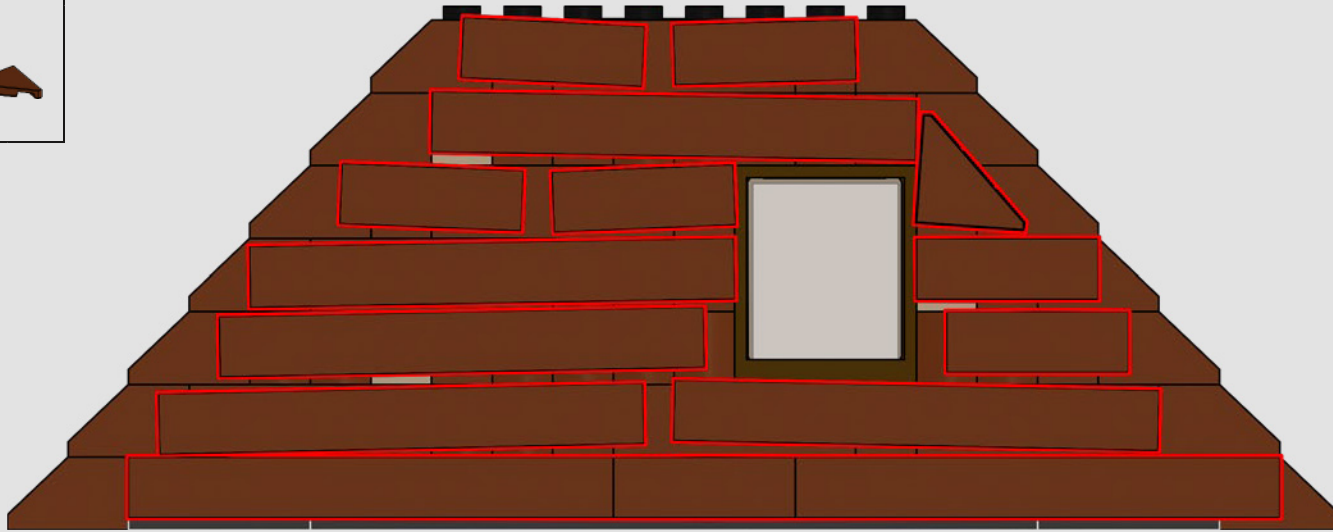


239

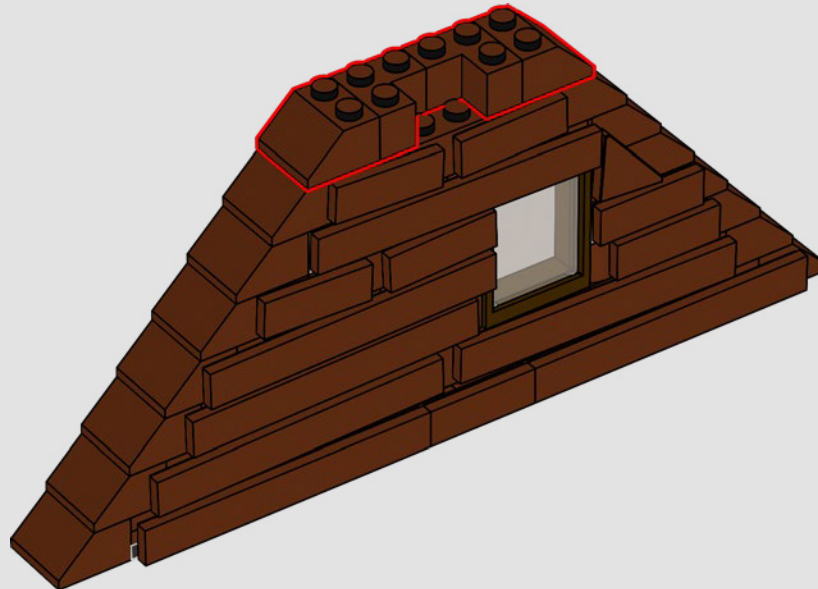




240

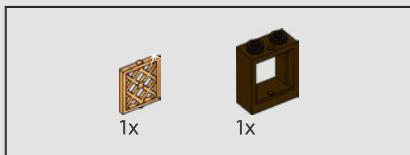
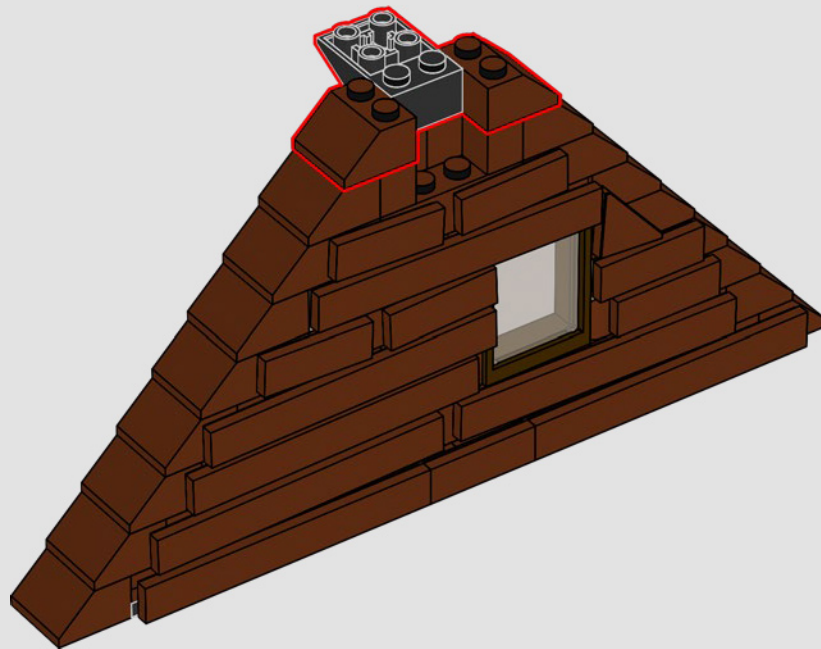


241

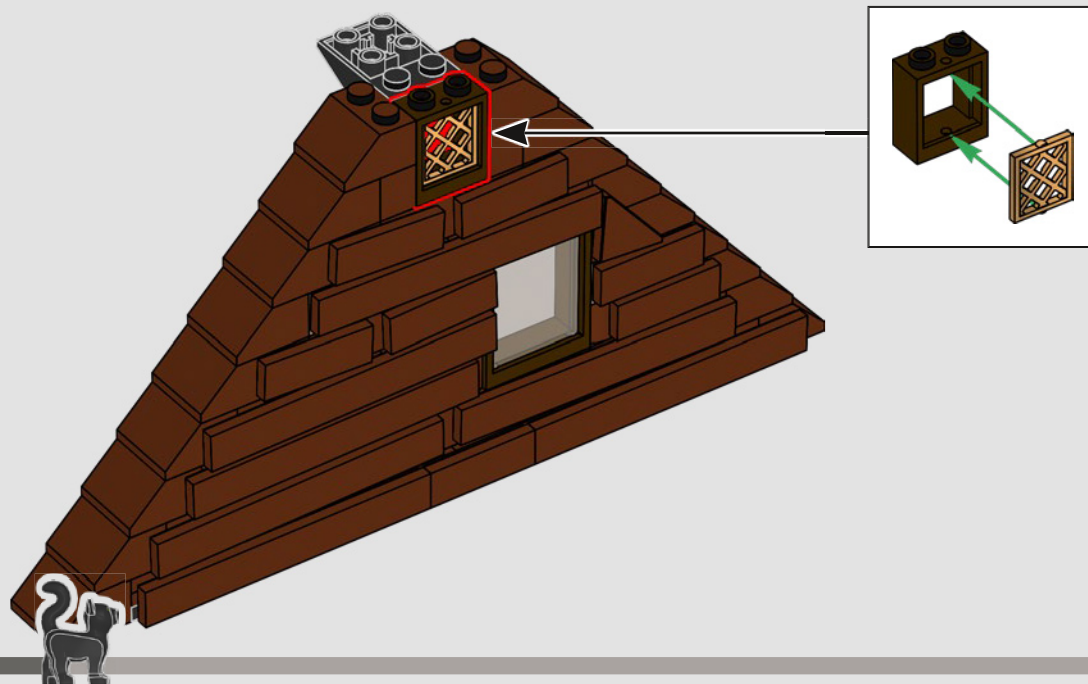




242

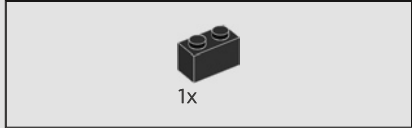



243

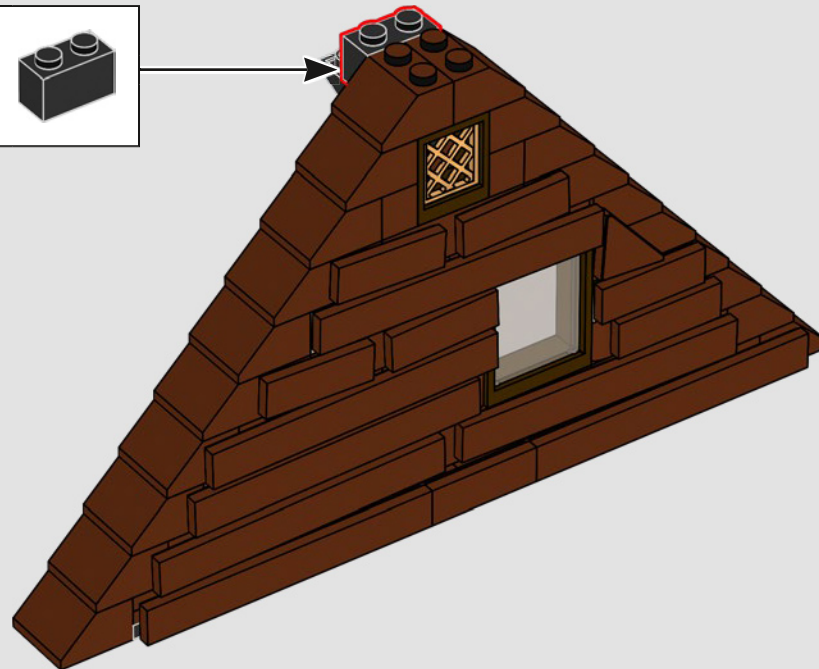
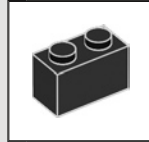





244





245

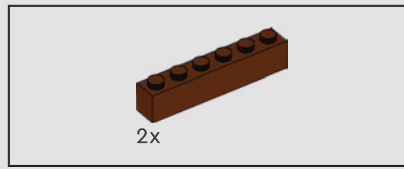
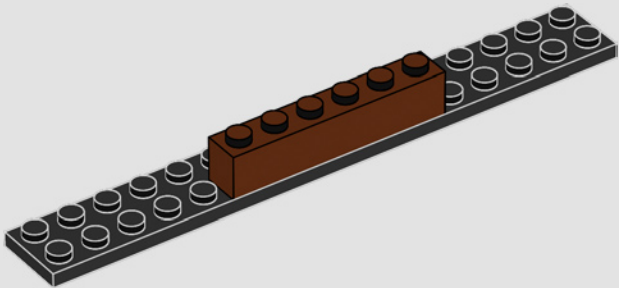


246

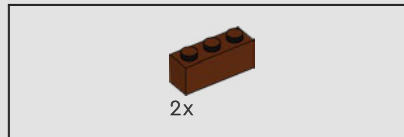






247

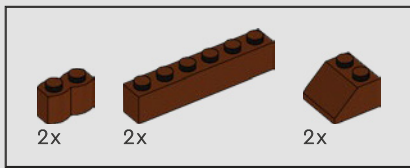


248

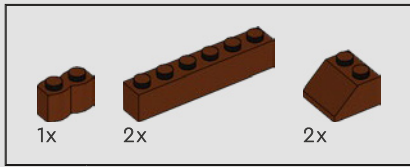
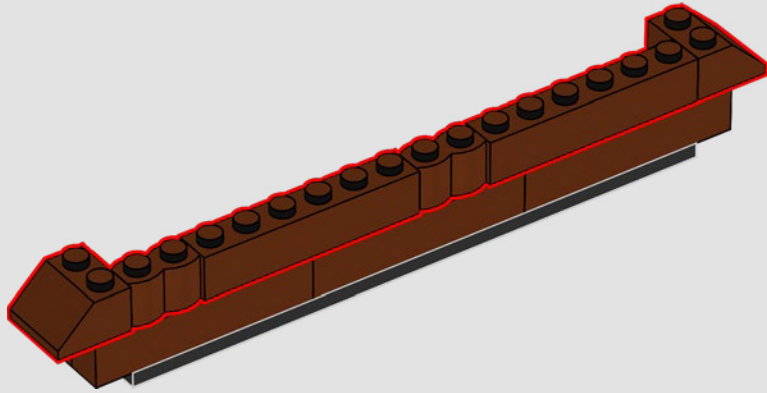


249


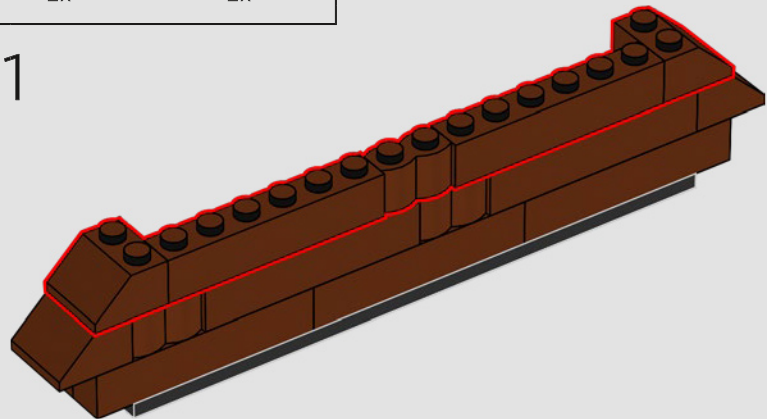




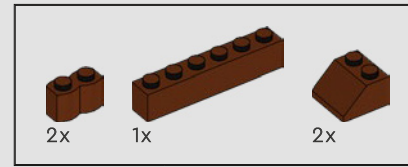
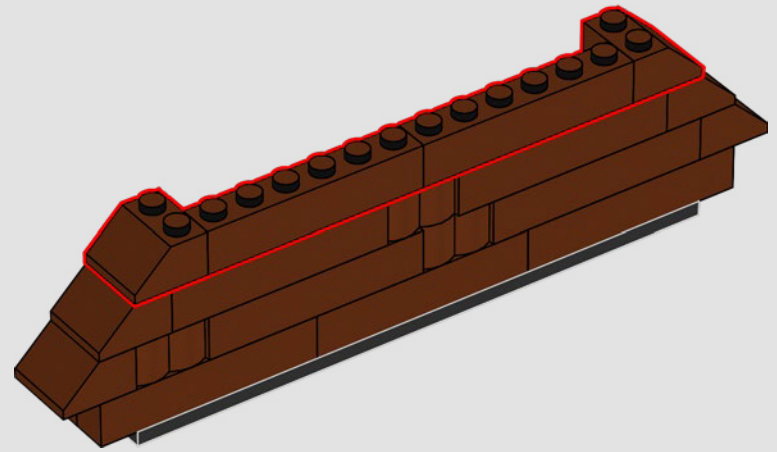
250



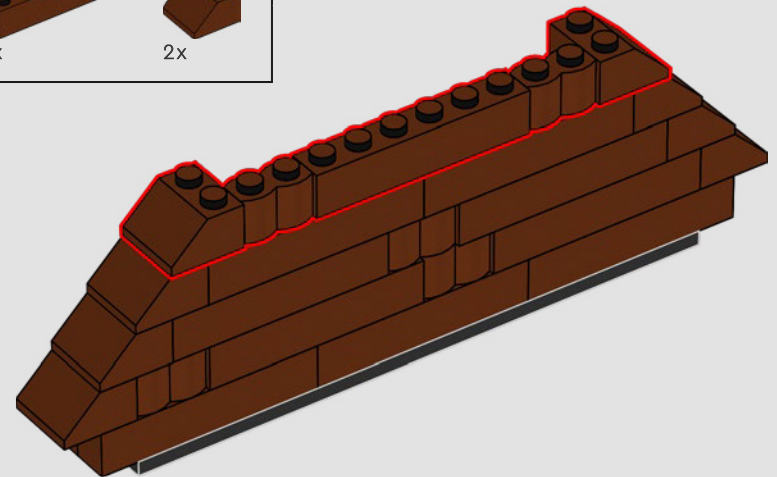
251



252

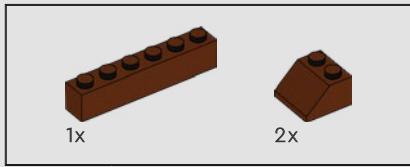
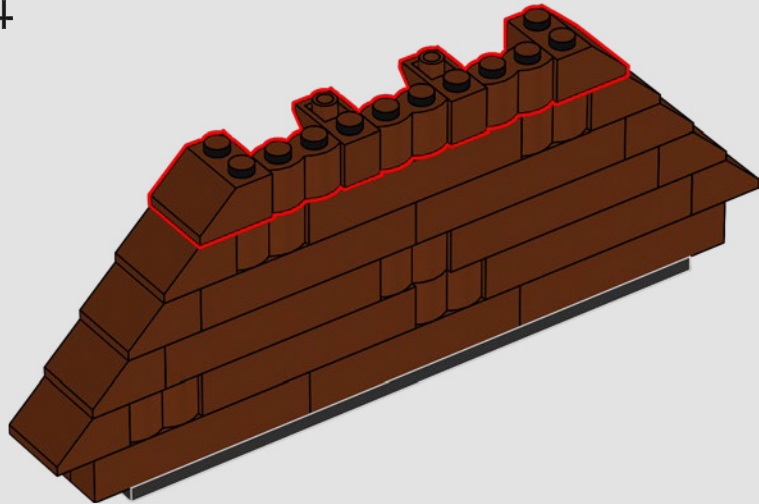


253

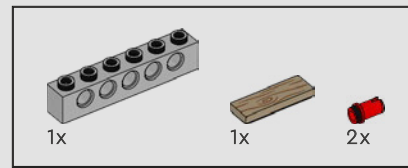
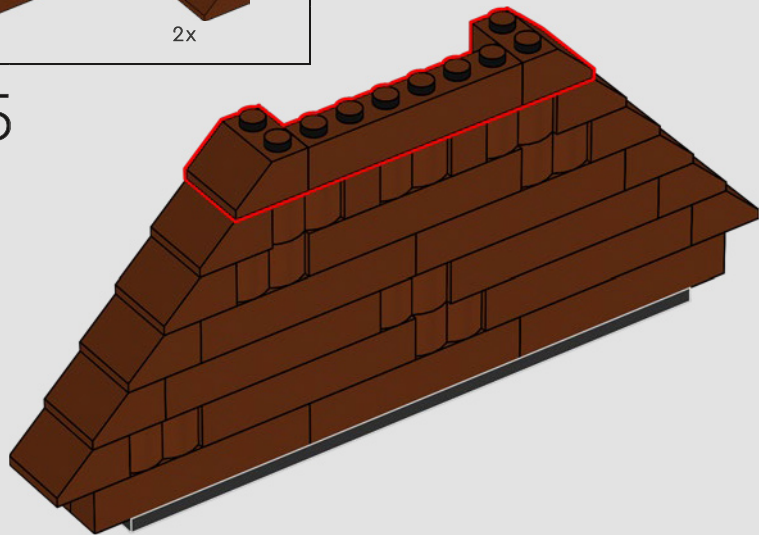




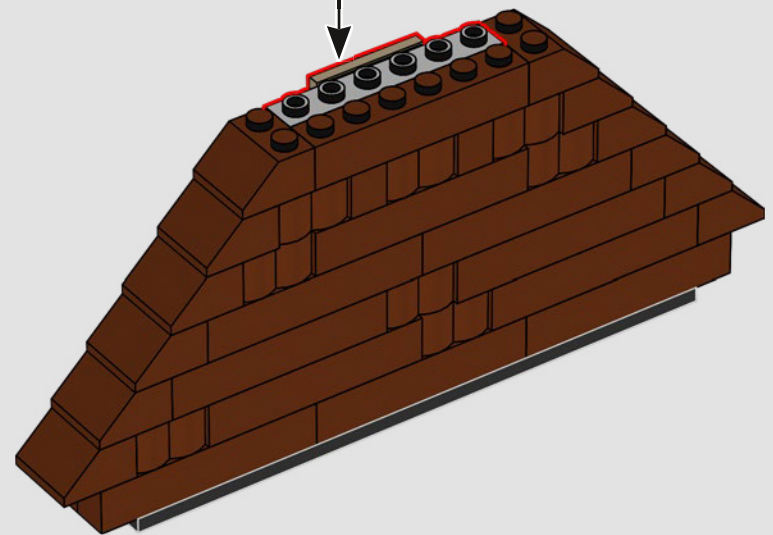
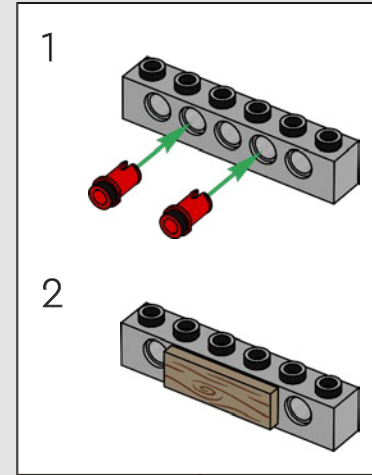
254



255

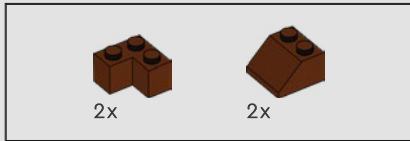
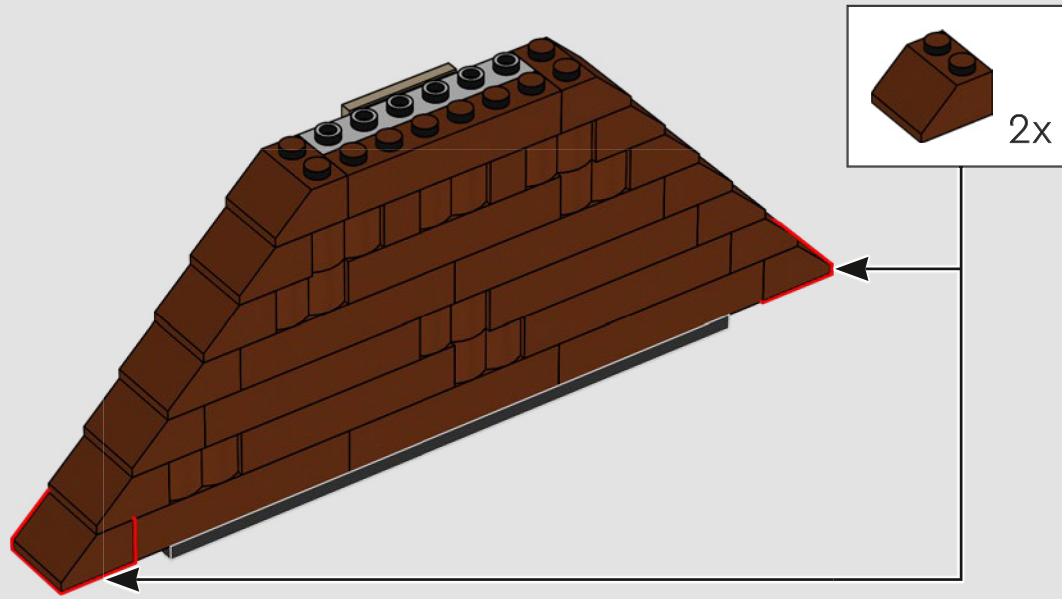


256

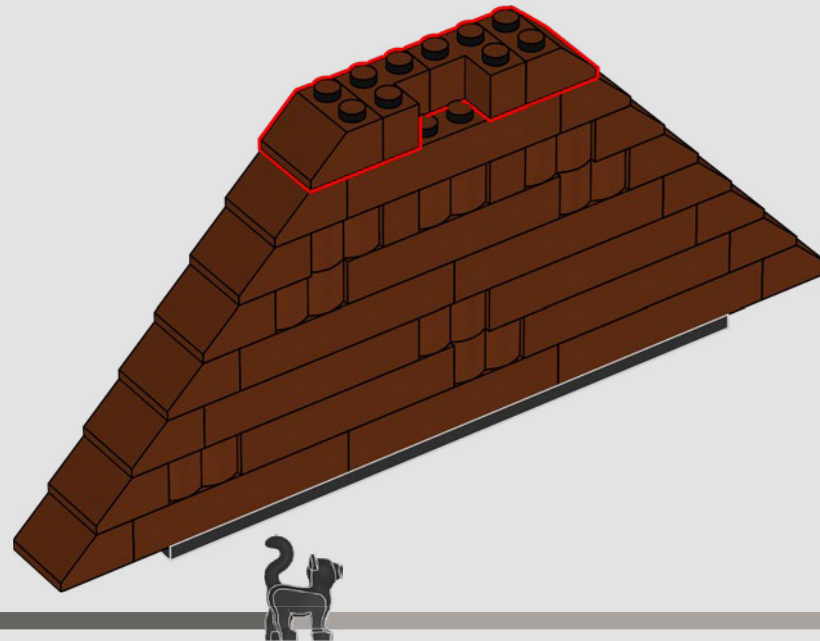




257

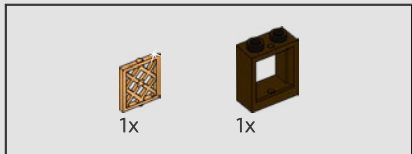
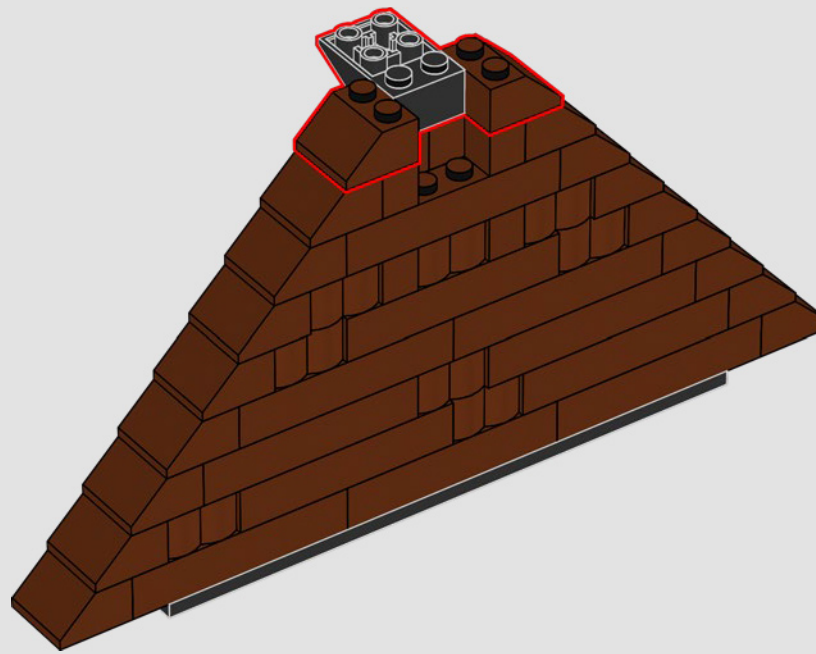


258

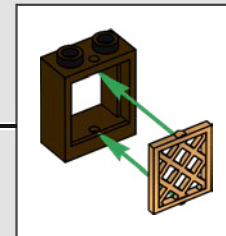
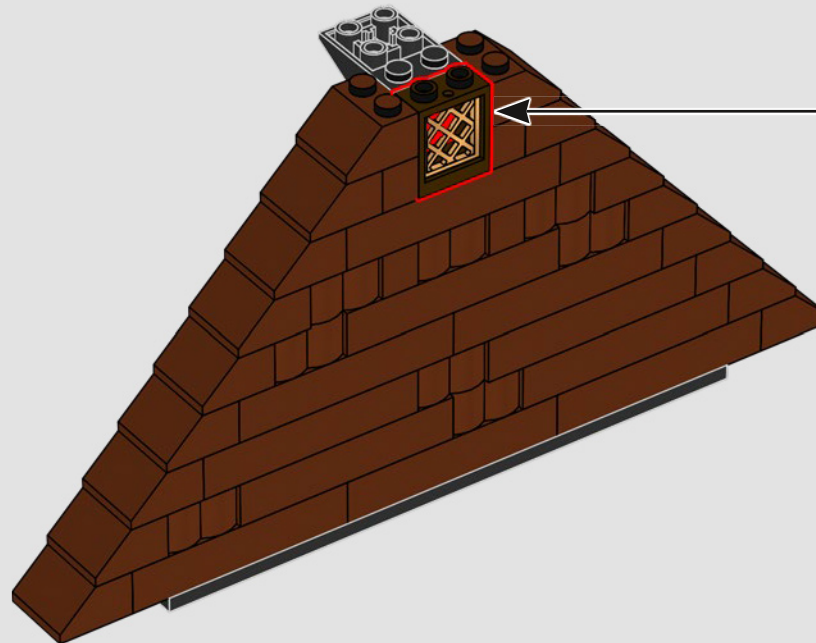




259

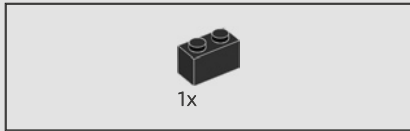



260

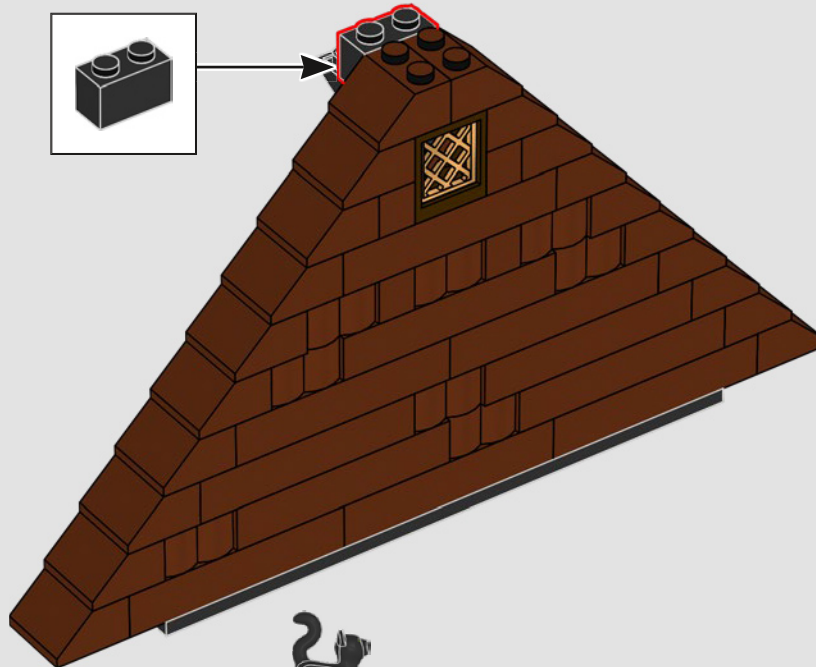
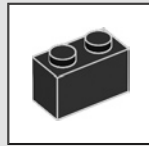





261

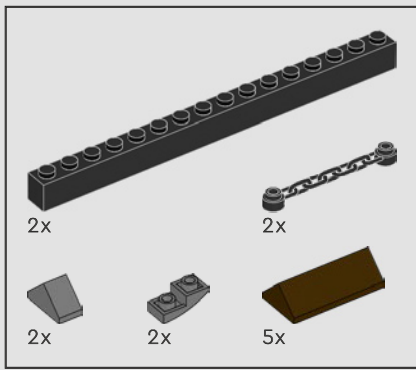


262

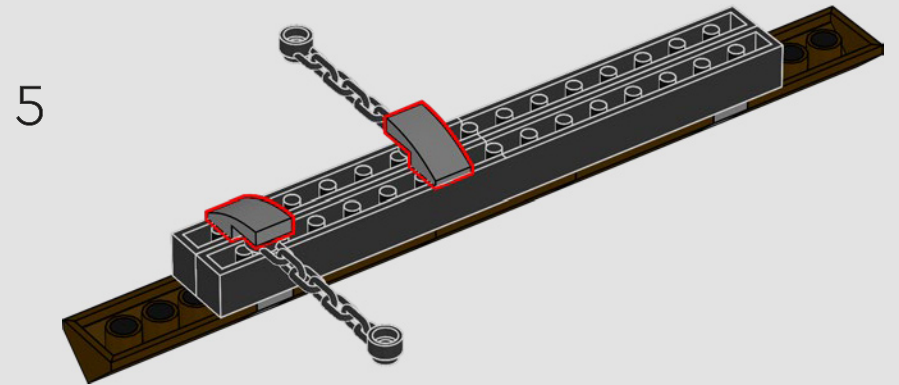
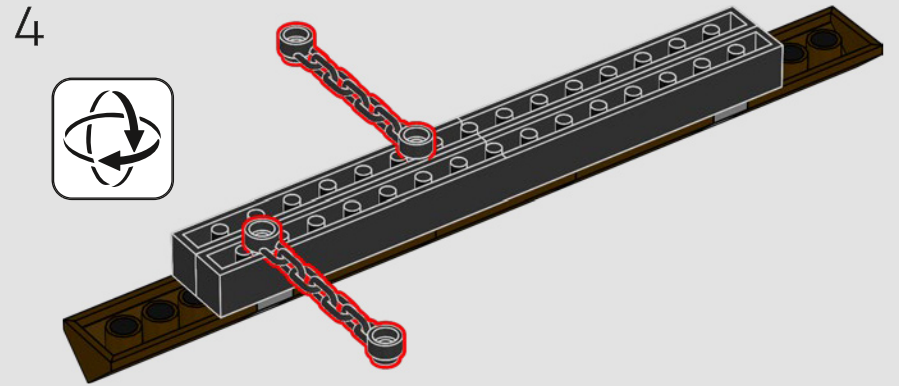
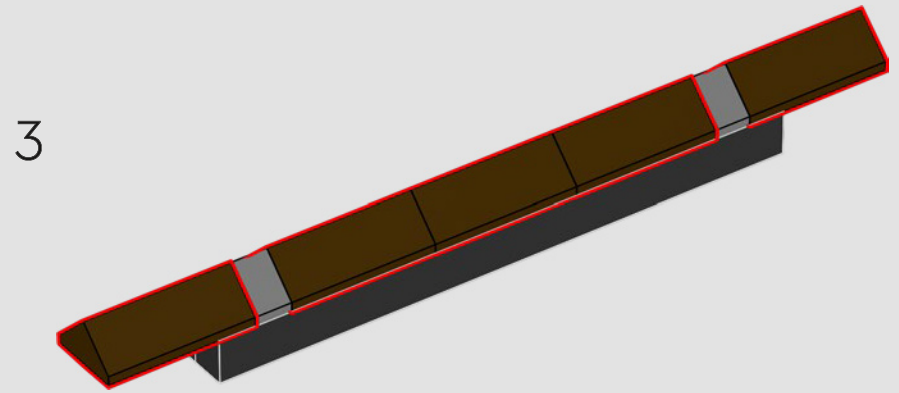
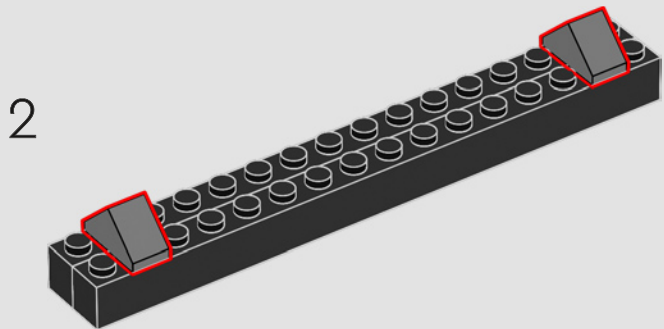




263

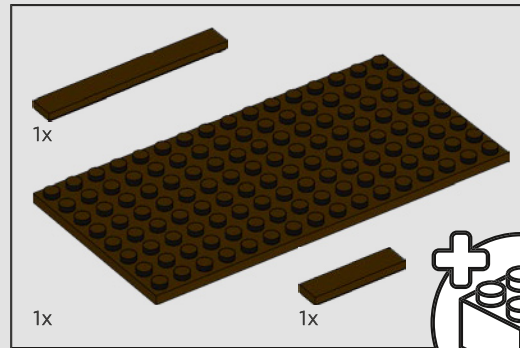
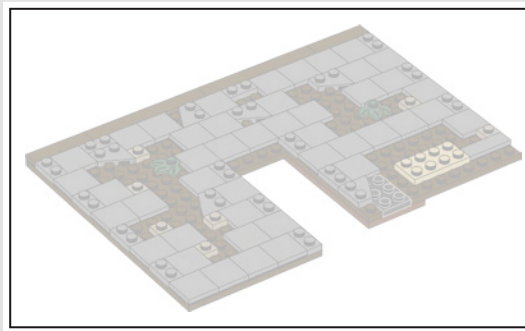
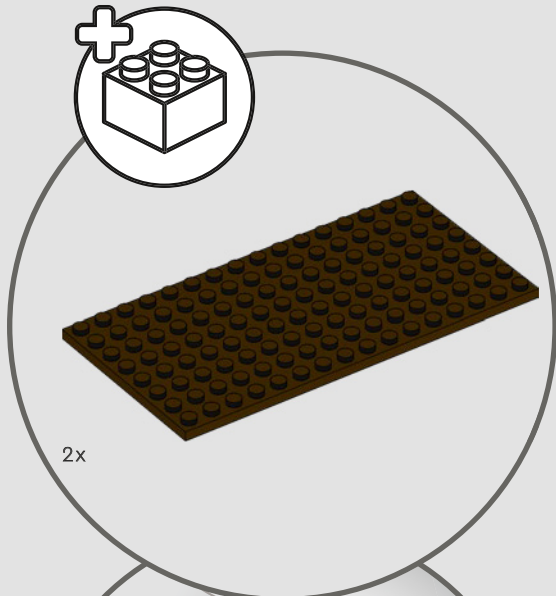




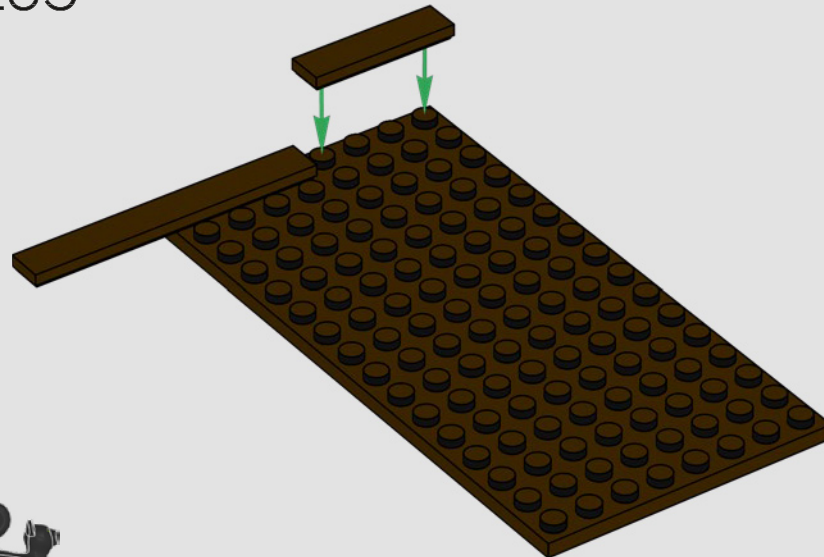
264

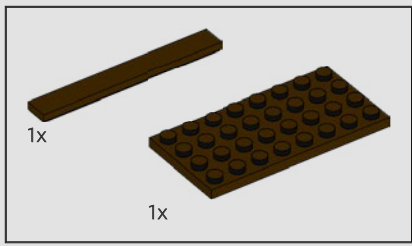




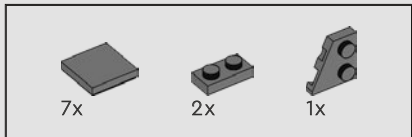
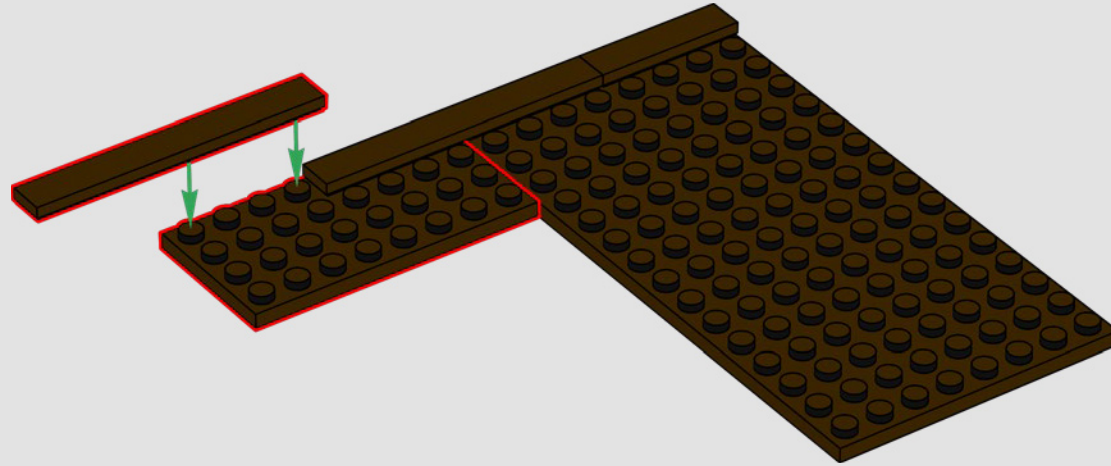


265

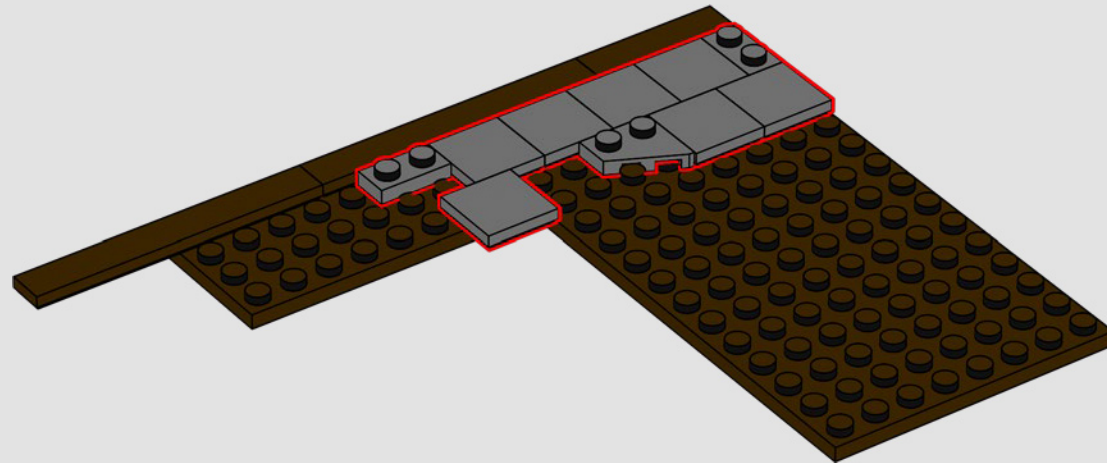


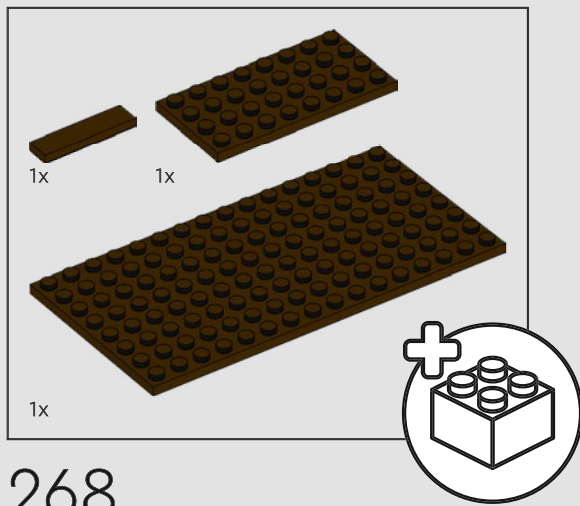


266

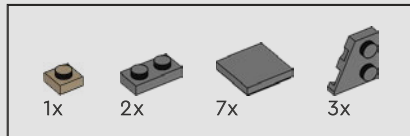
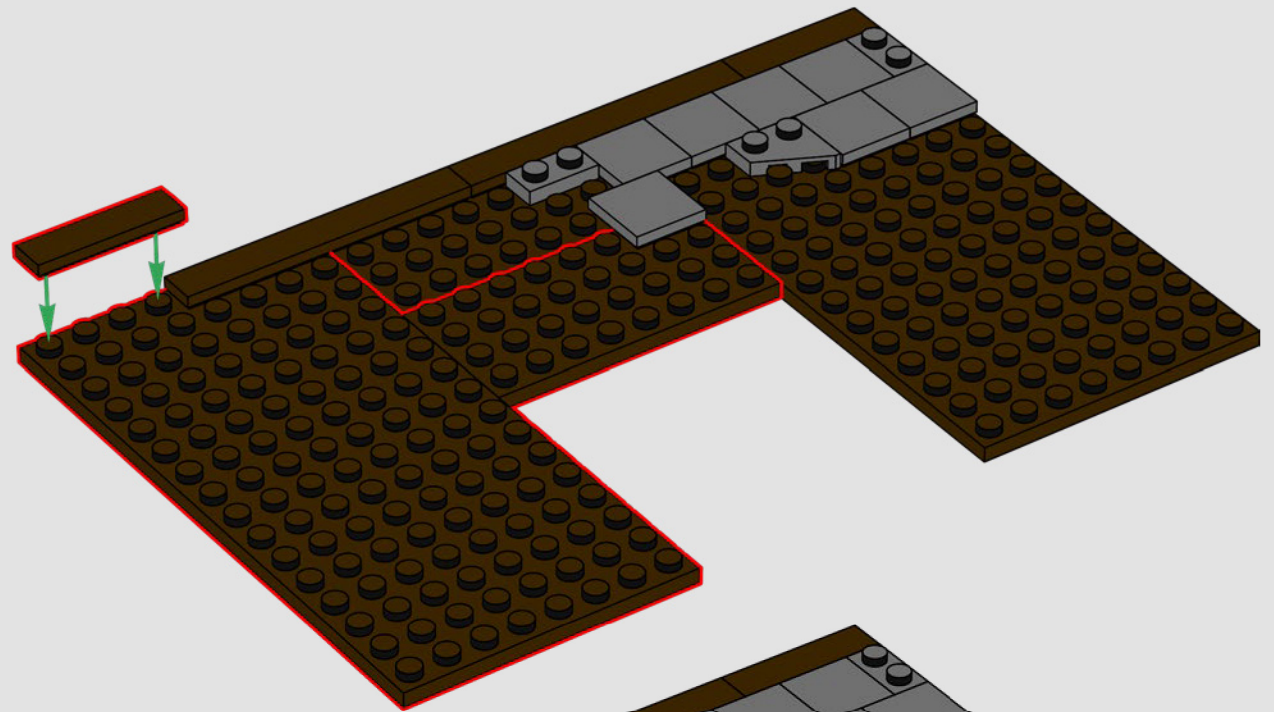


267

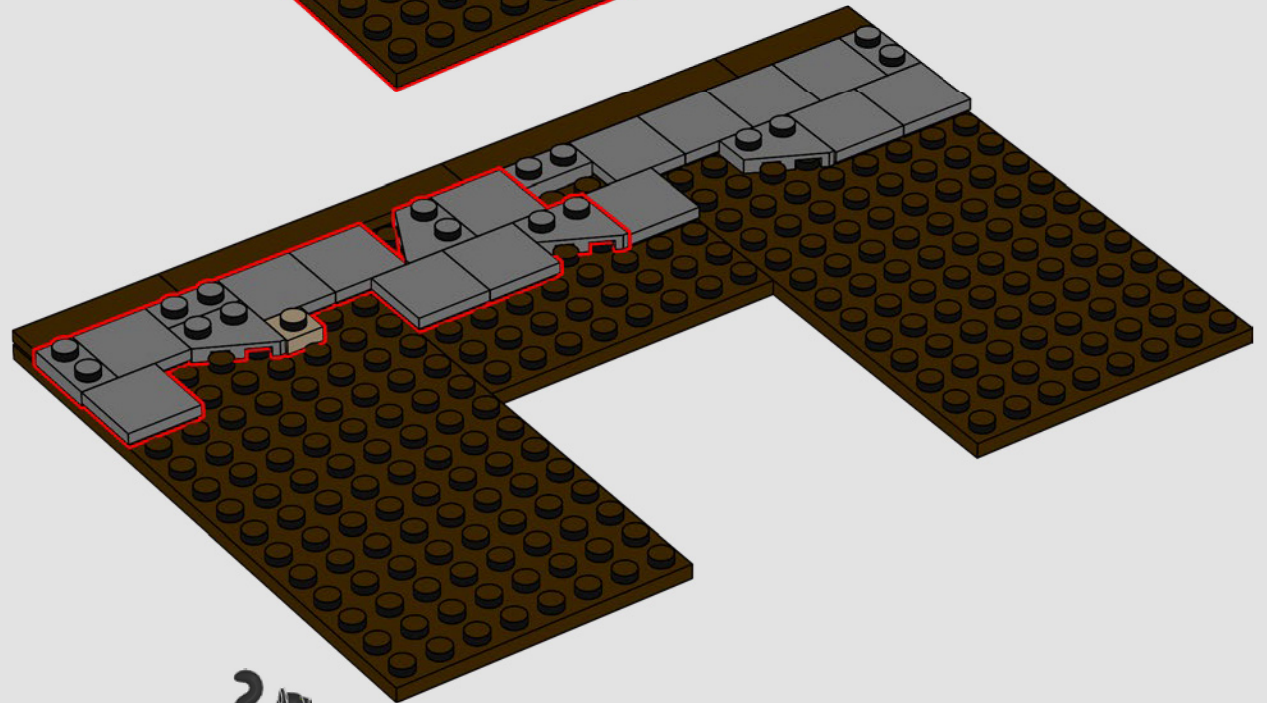


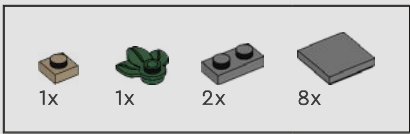


268

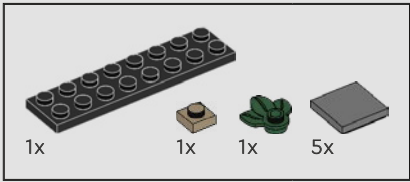
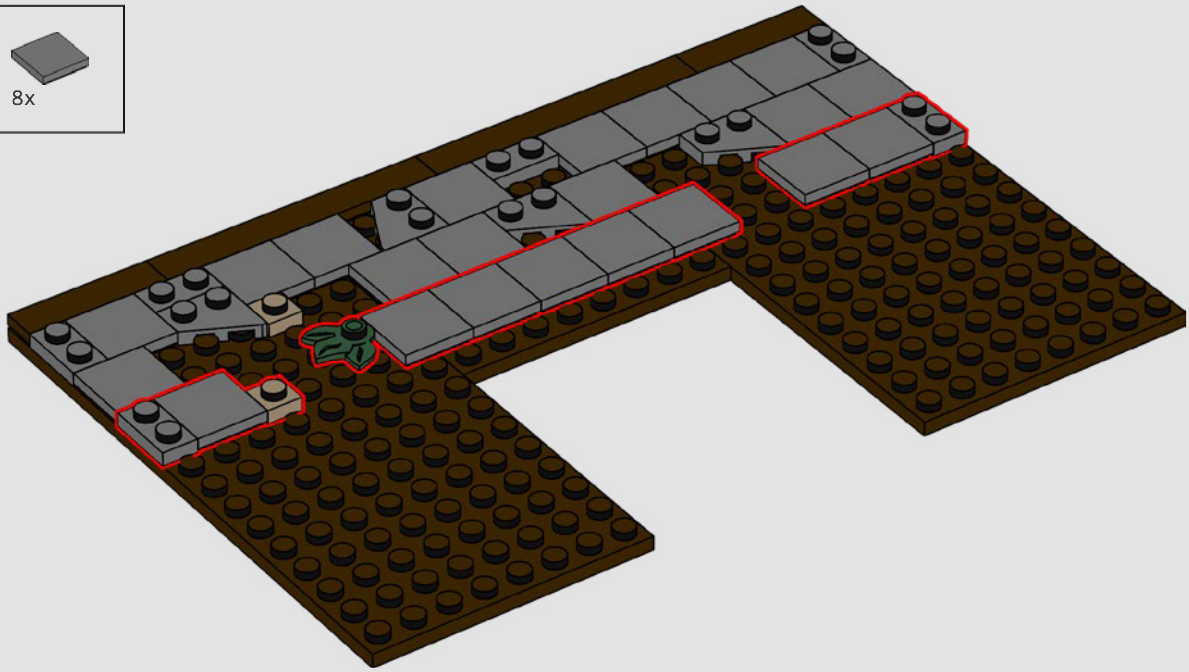


269

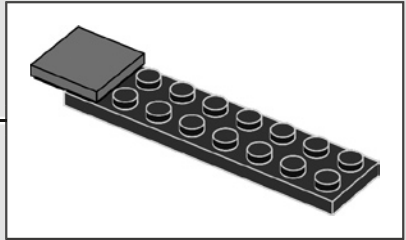
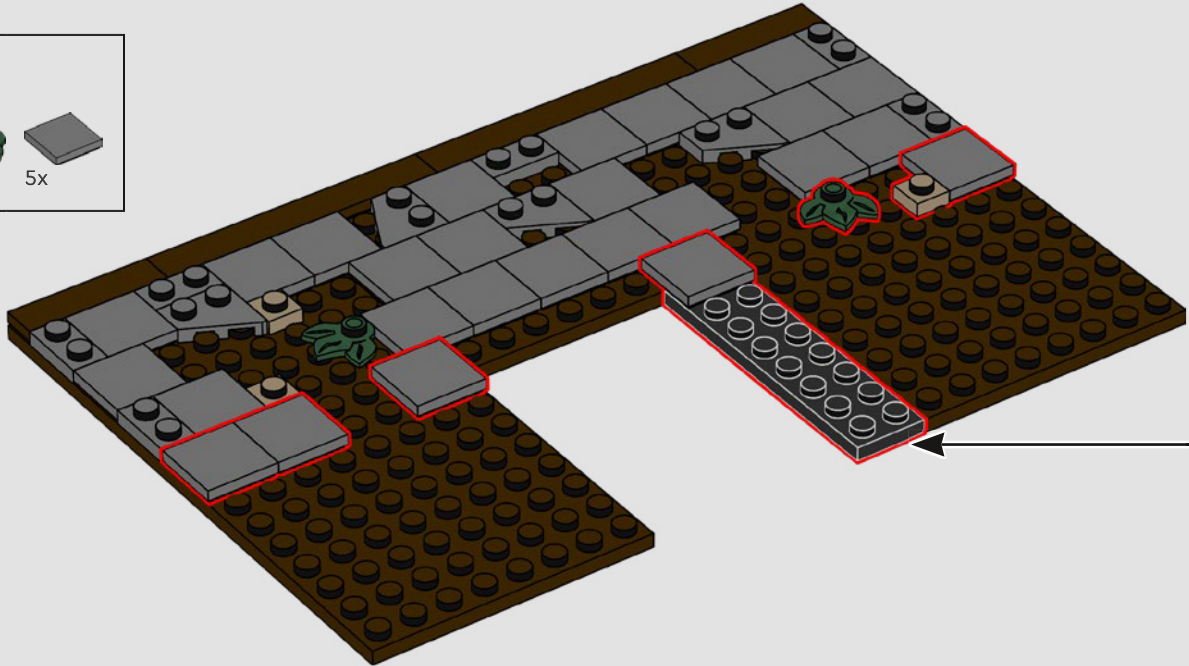


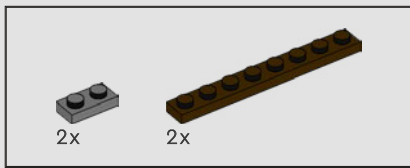


270

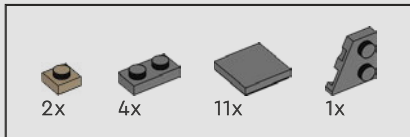
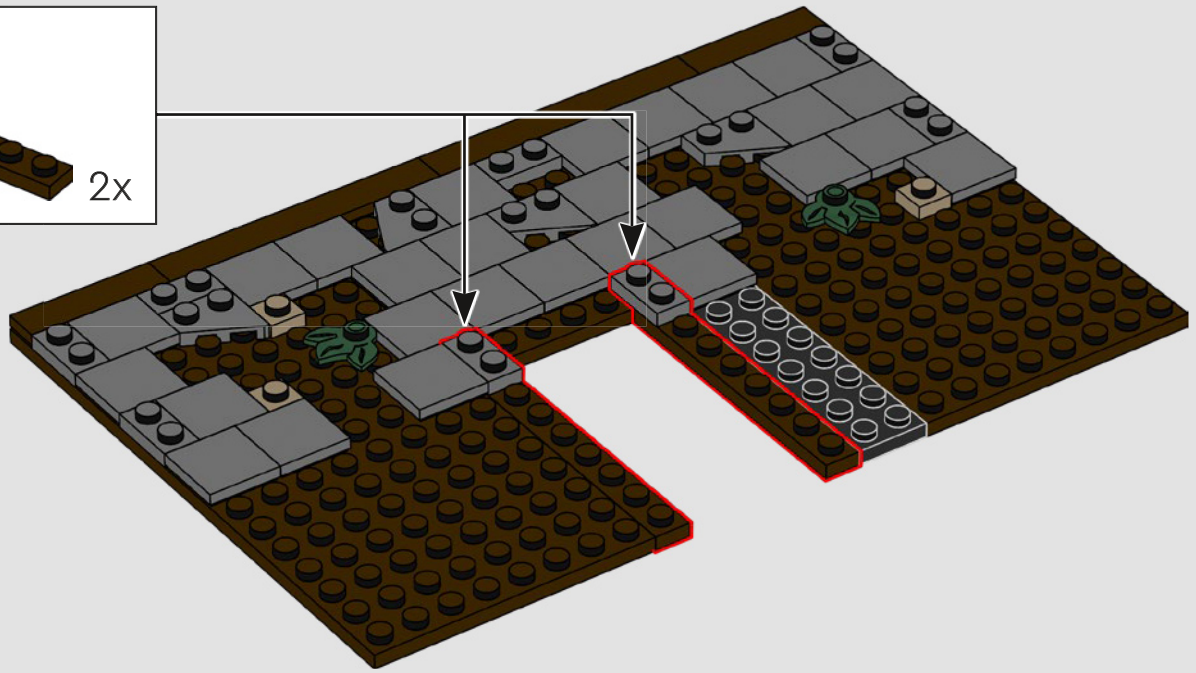
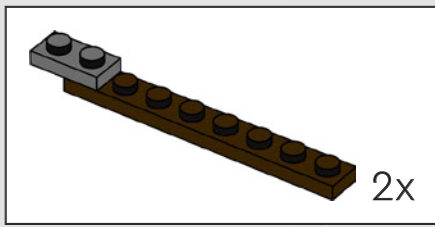


271

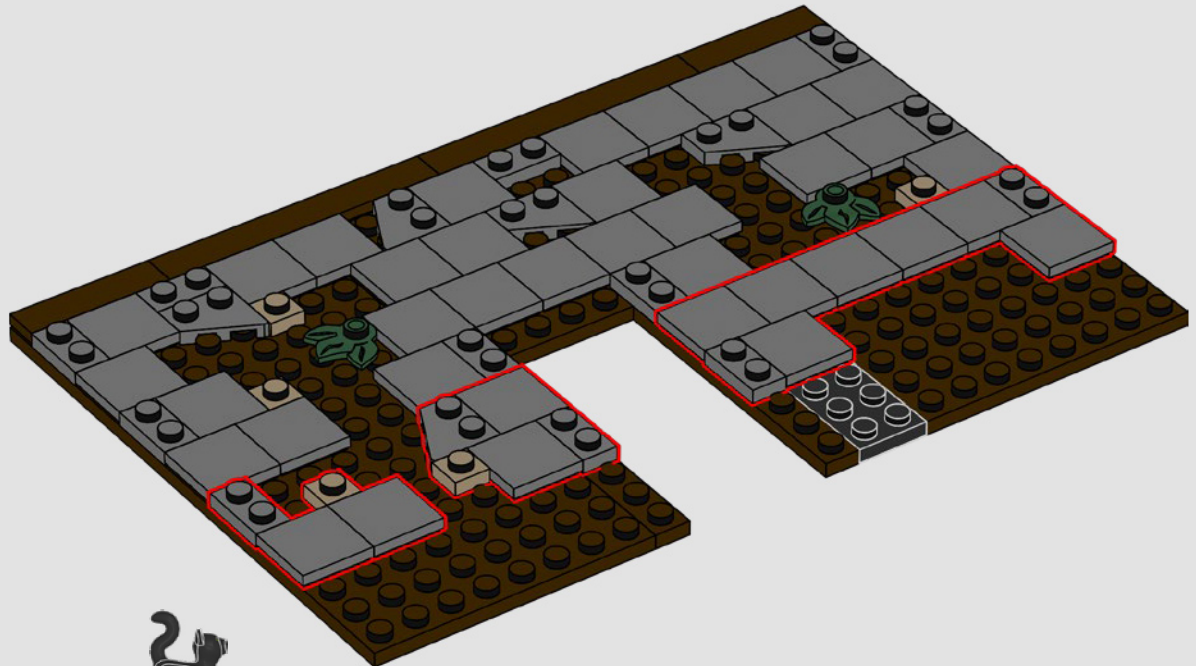


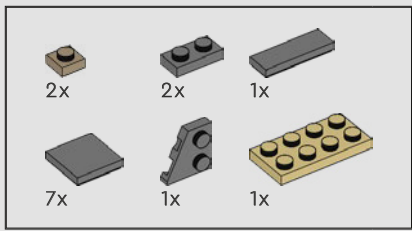


272


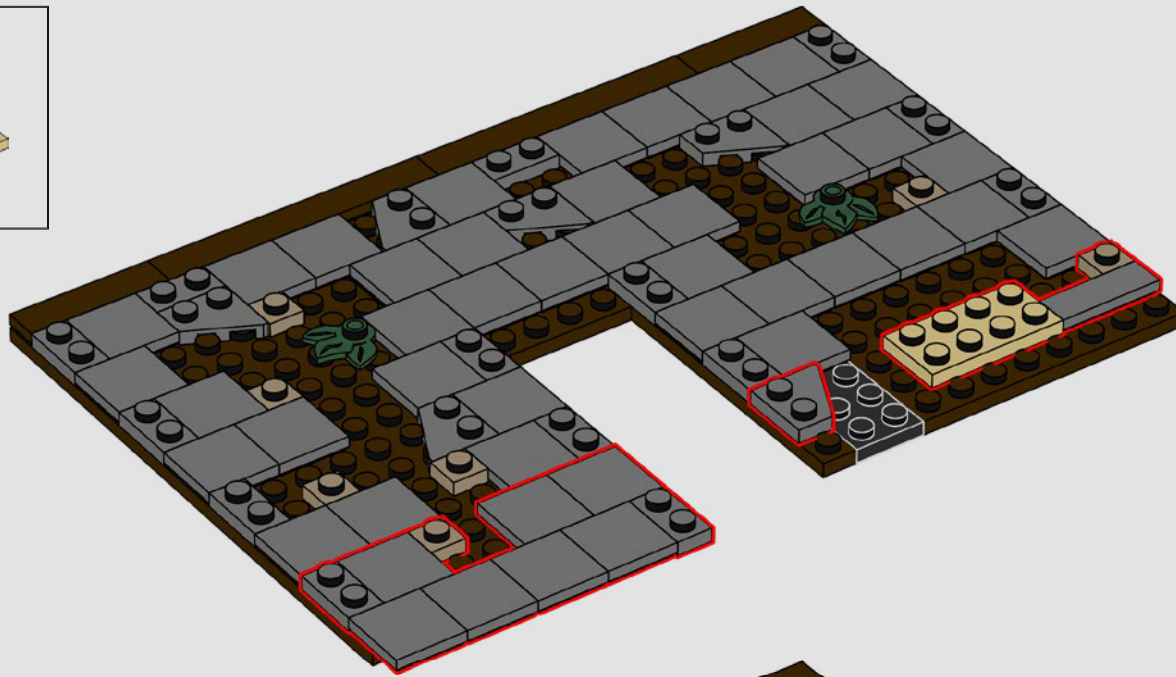


273

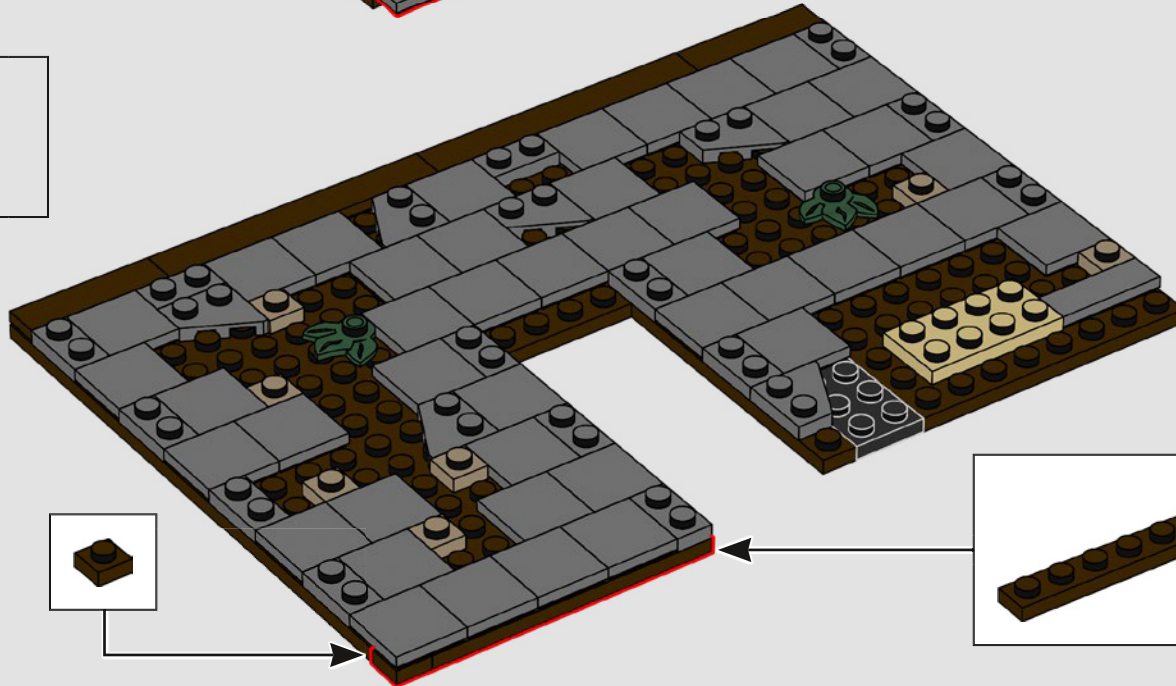


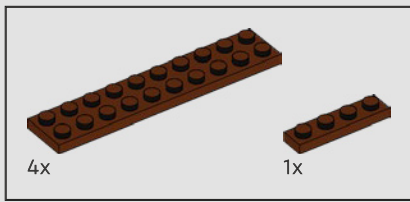


274

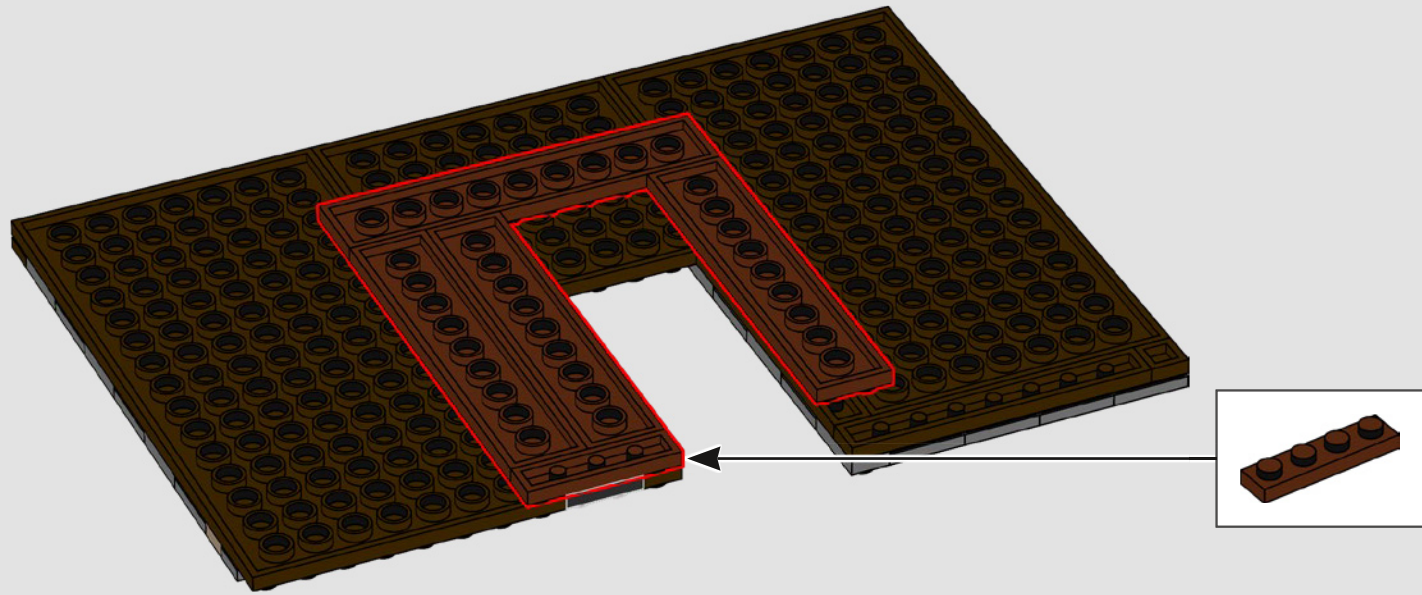


275

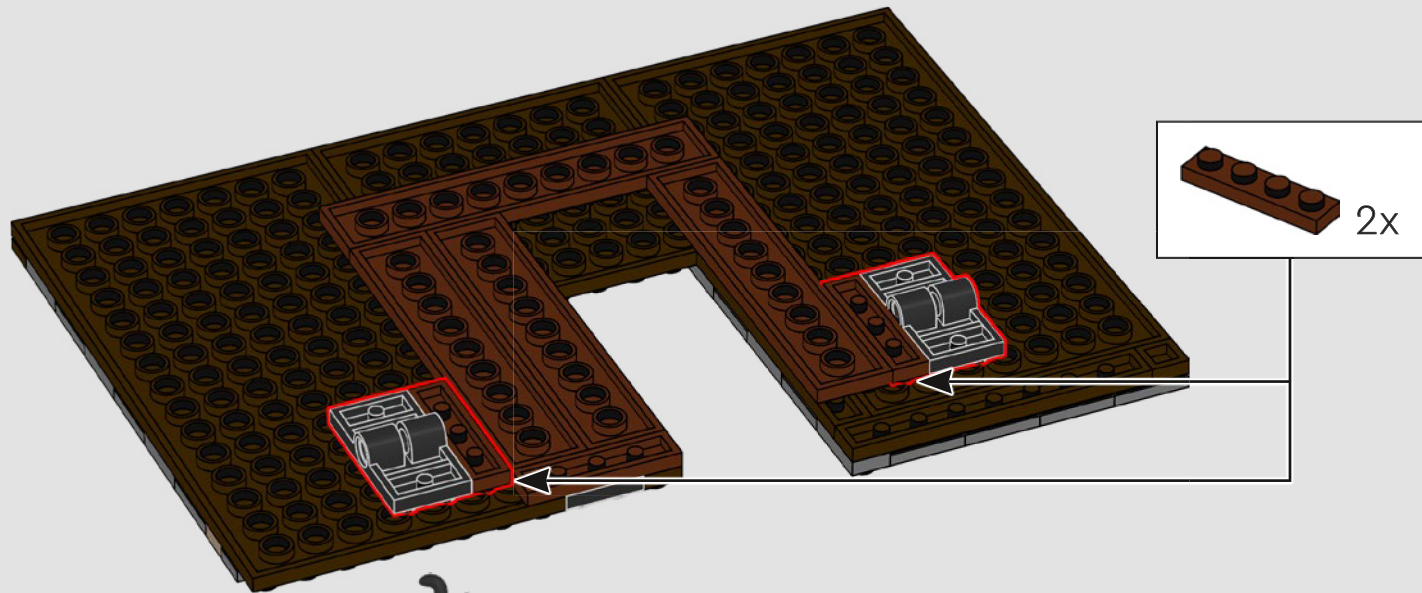


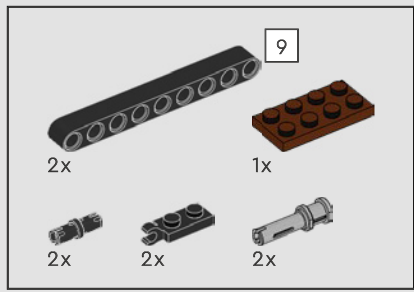


276


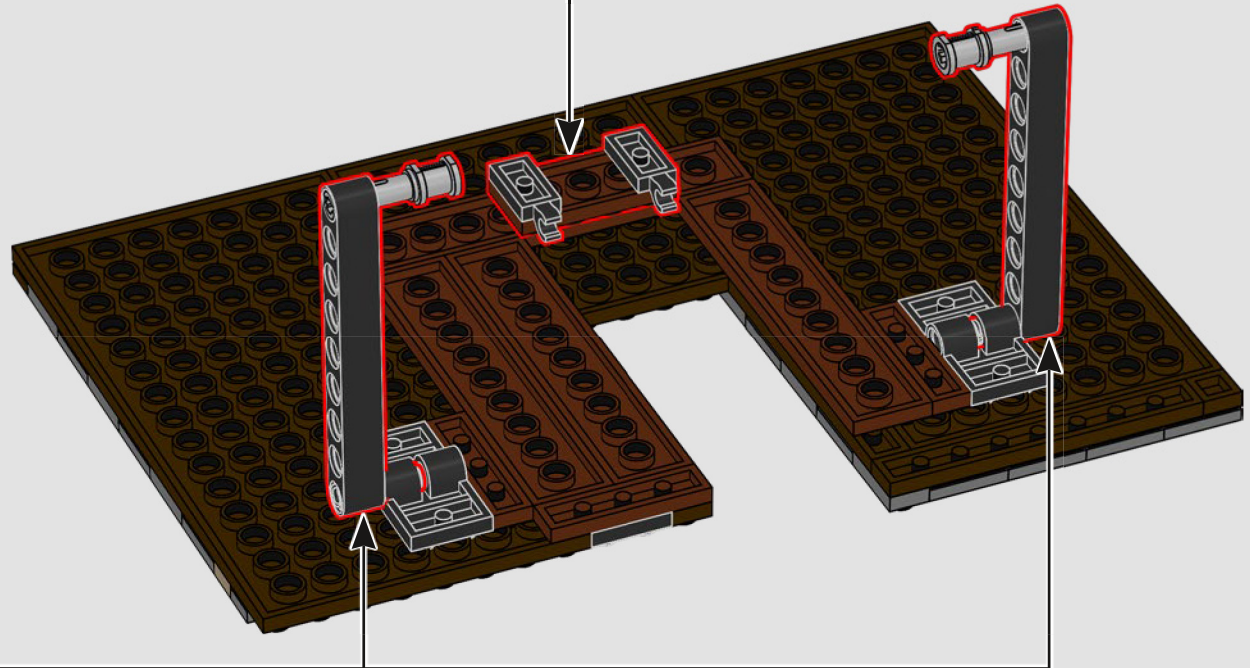
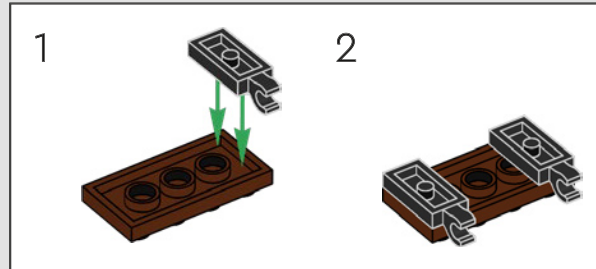


277







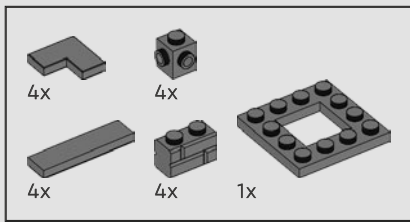
278




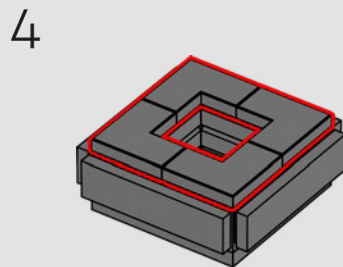
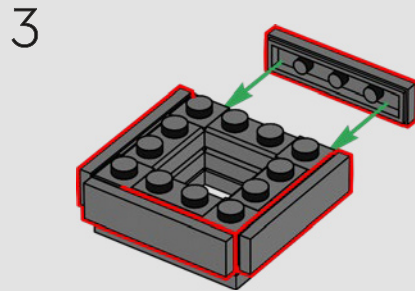
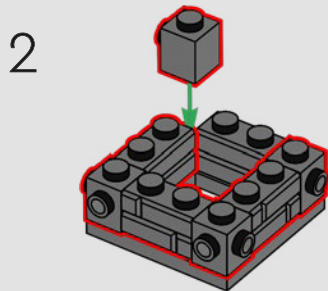
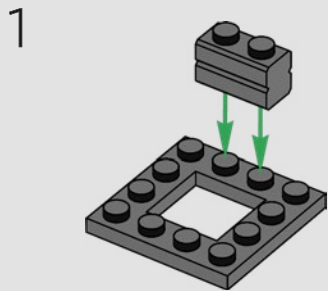
279

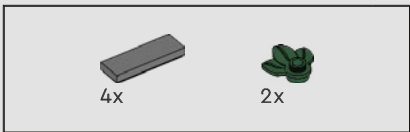







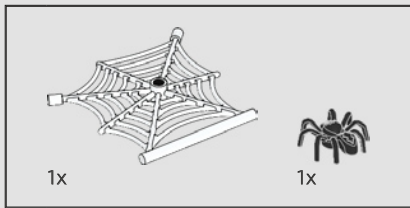
281



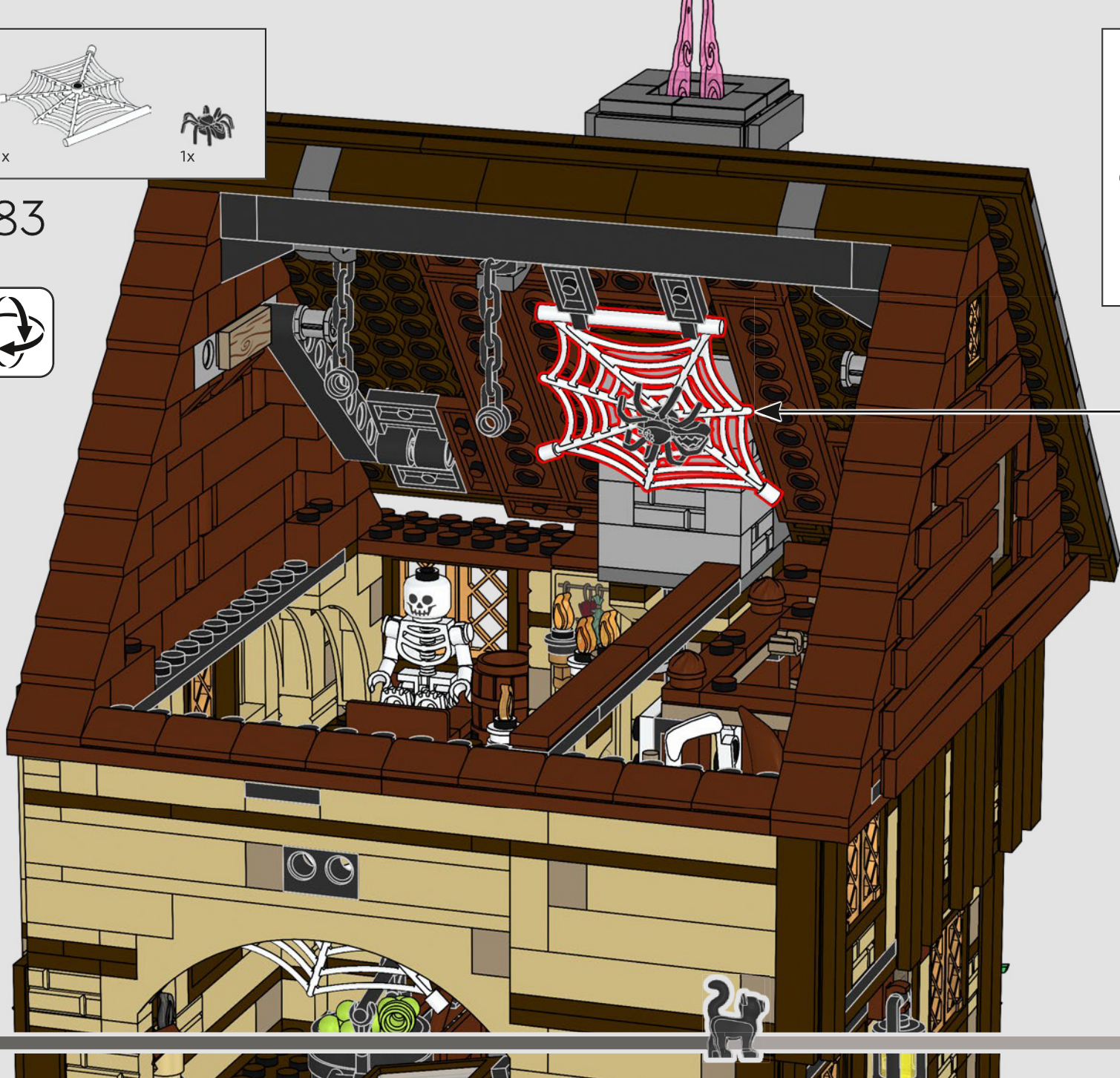
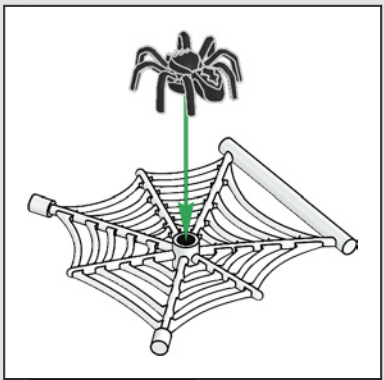


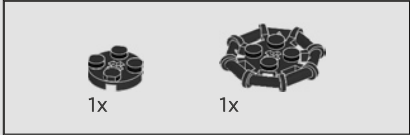
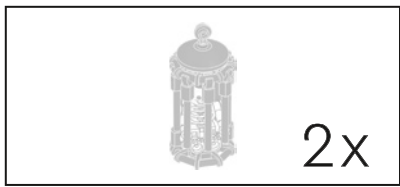
282




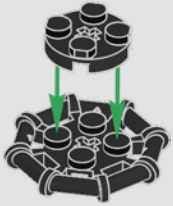


283

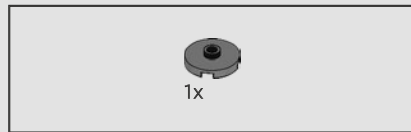
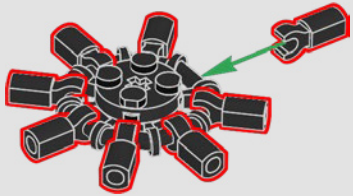




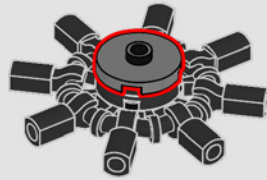
284




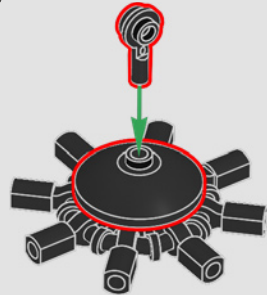
285



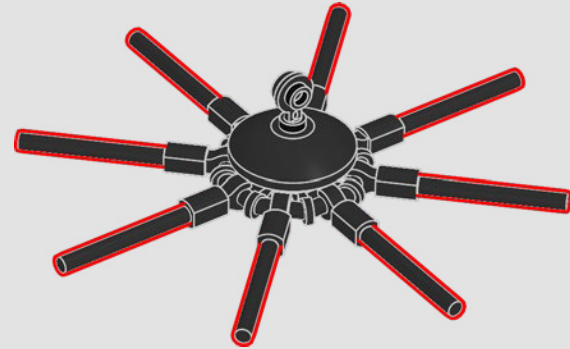
286



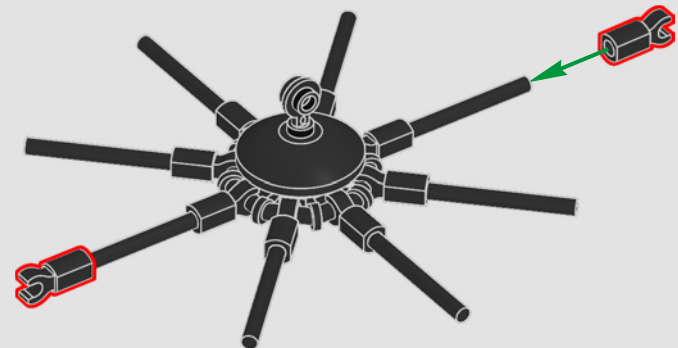
287



288

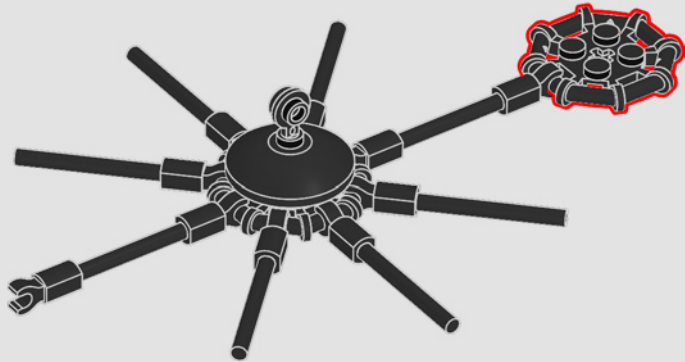


289

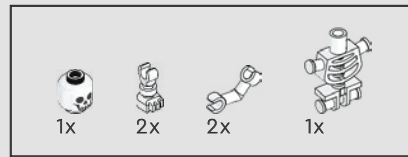
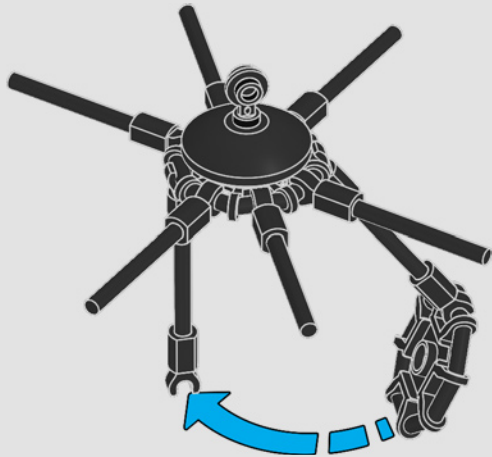




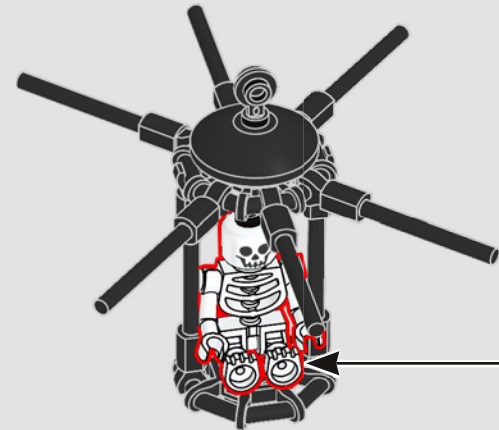
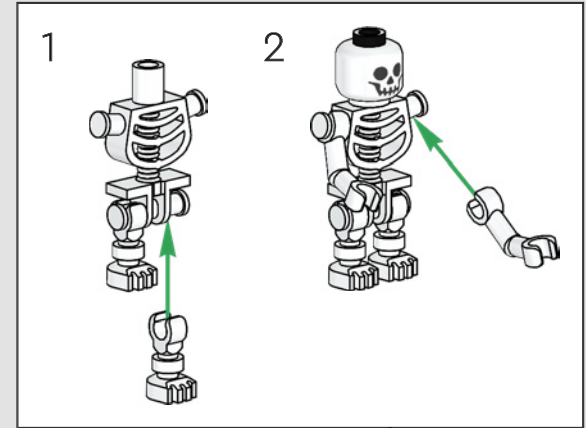
290



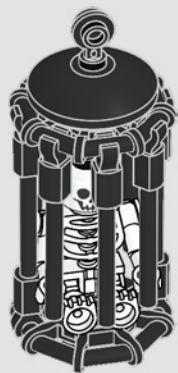
291



292

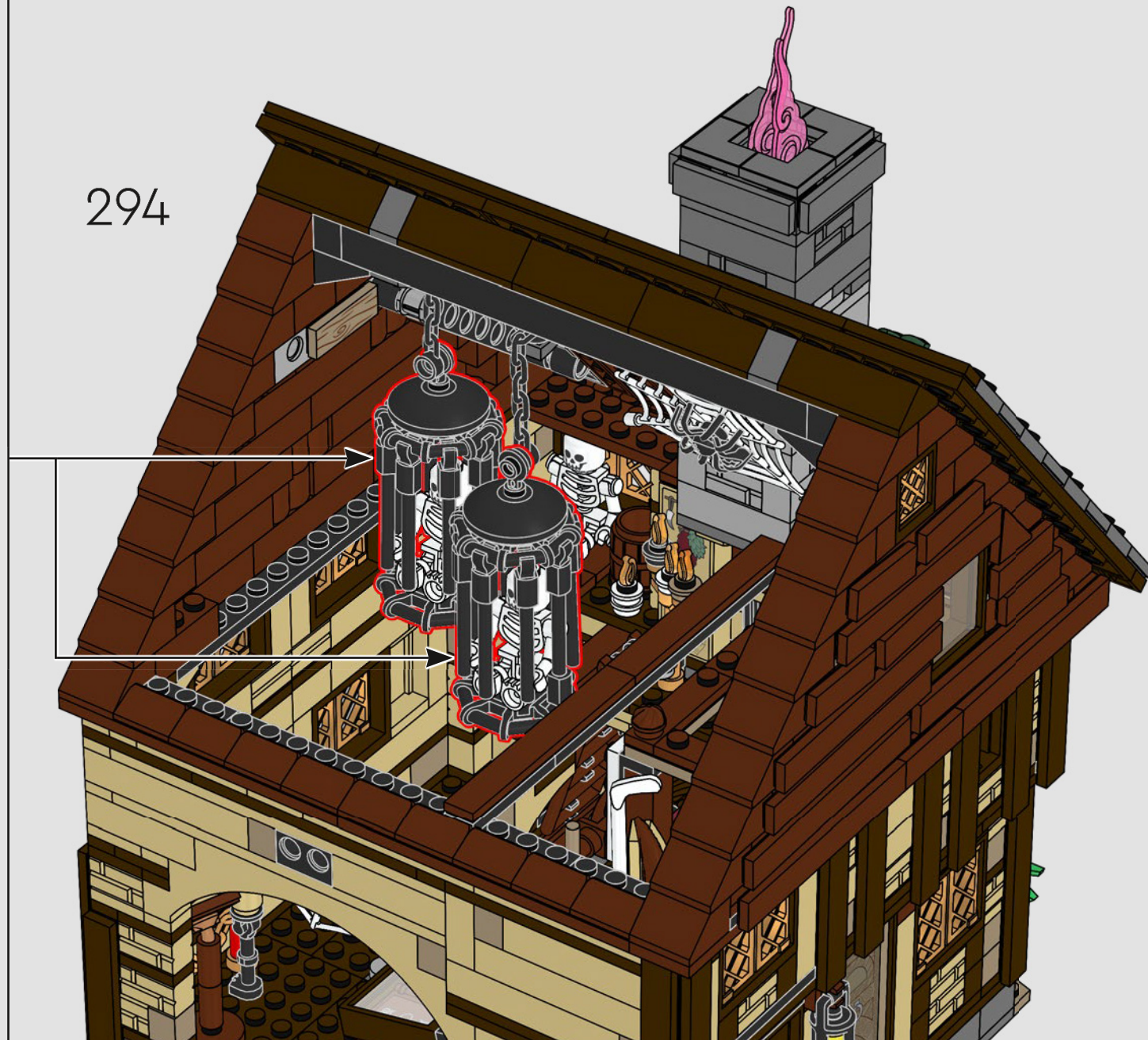


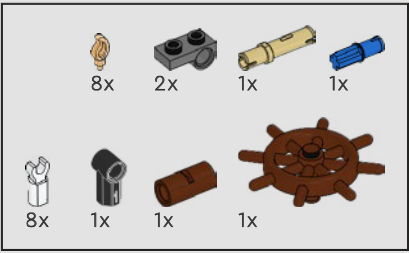
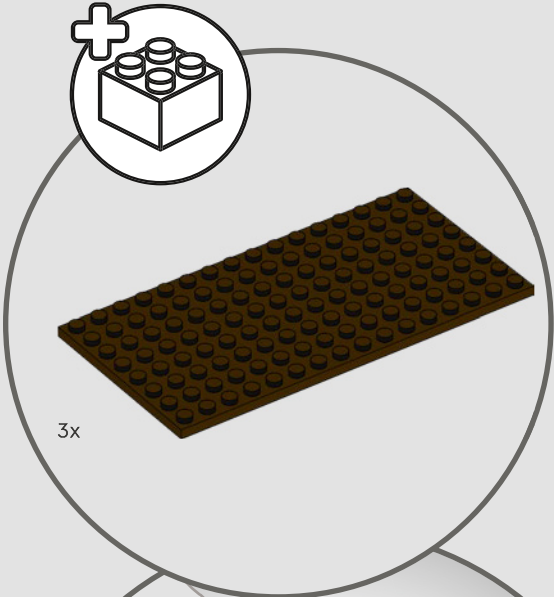
293



2x

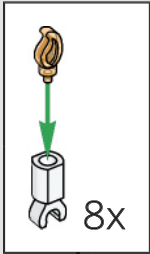
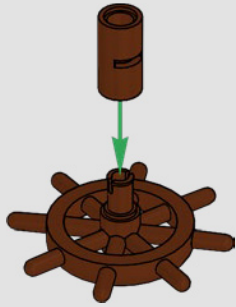
294



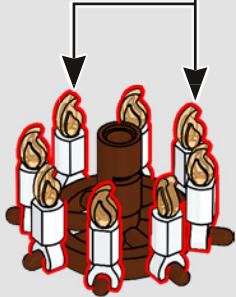


295

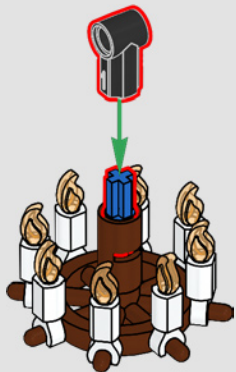
1




2



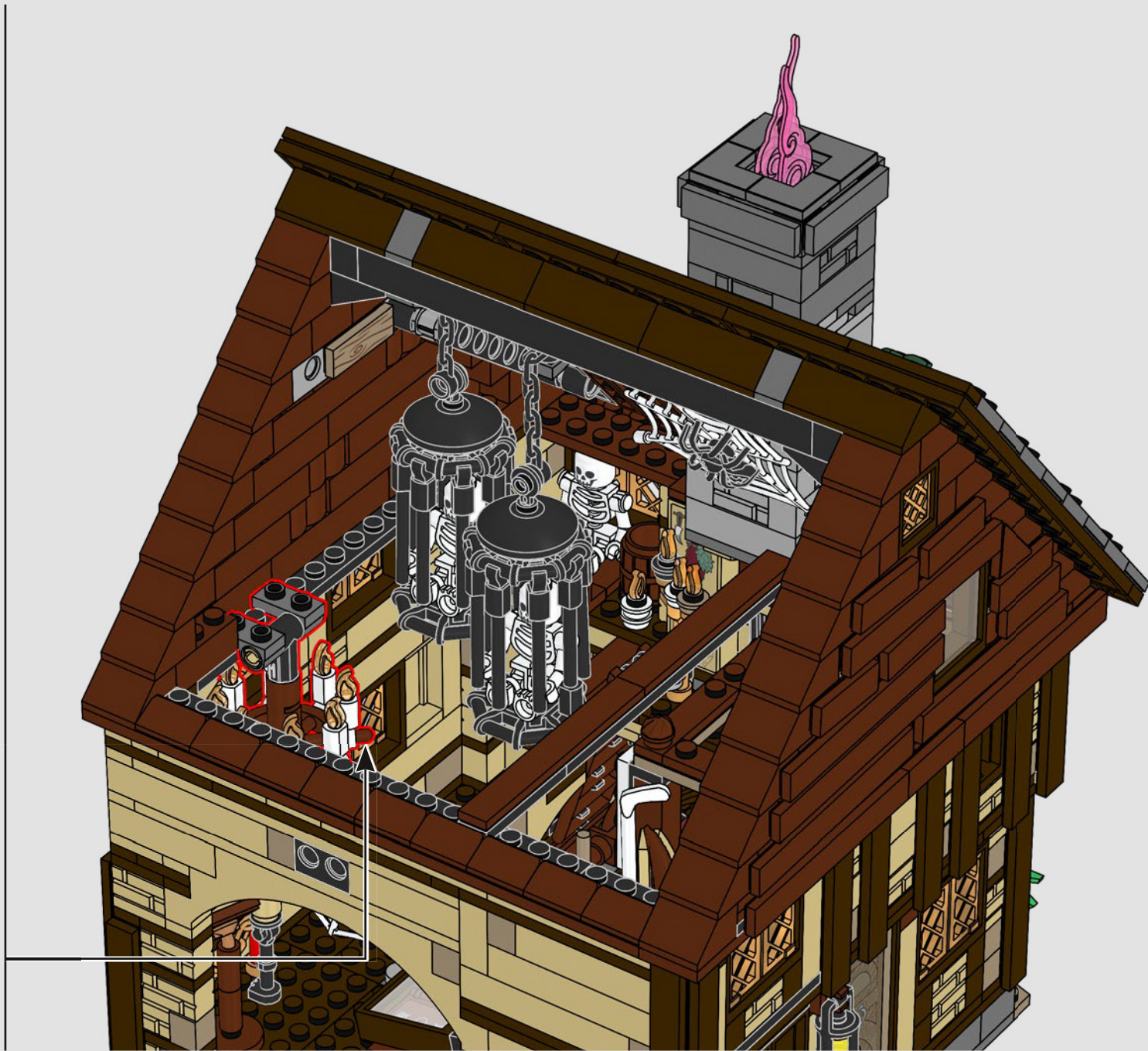
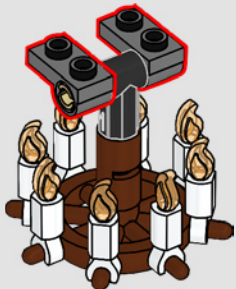
3



4




5

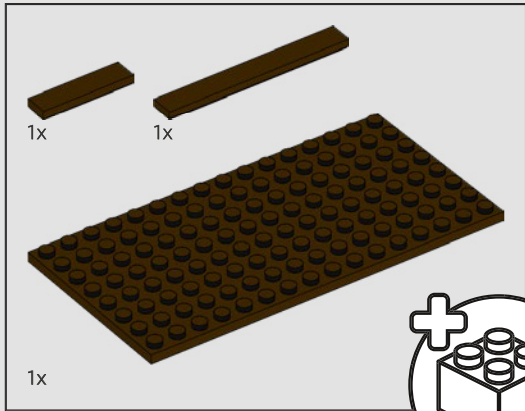
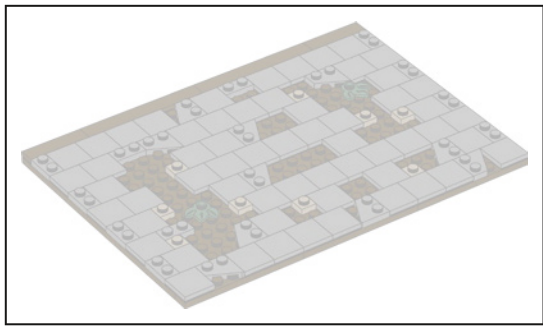




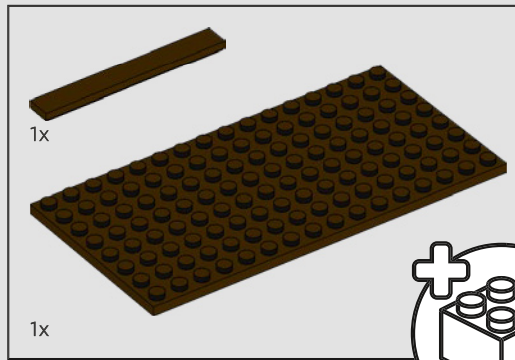
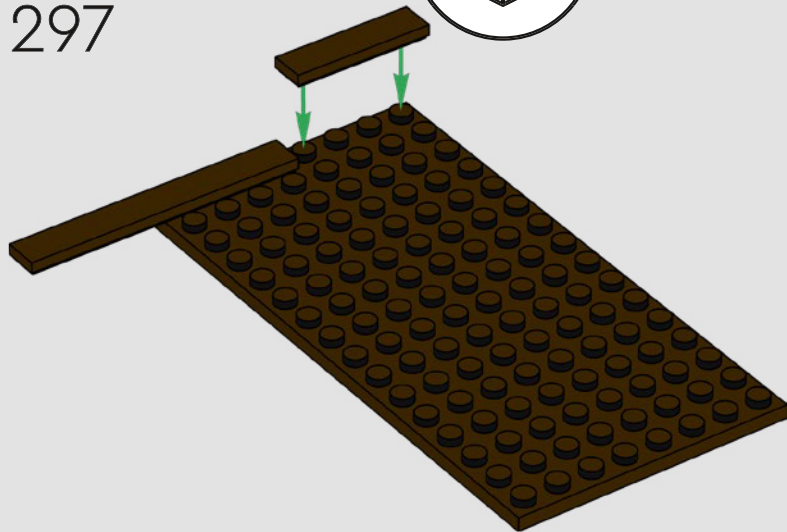
1x

296

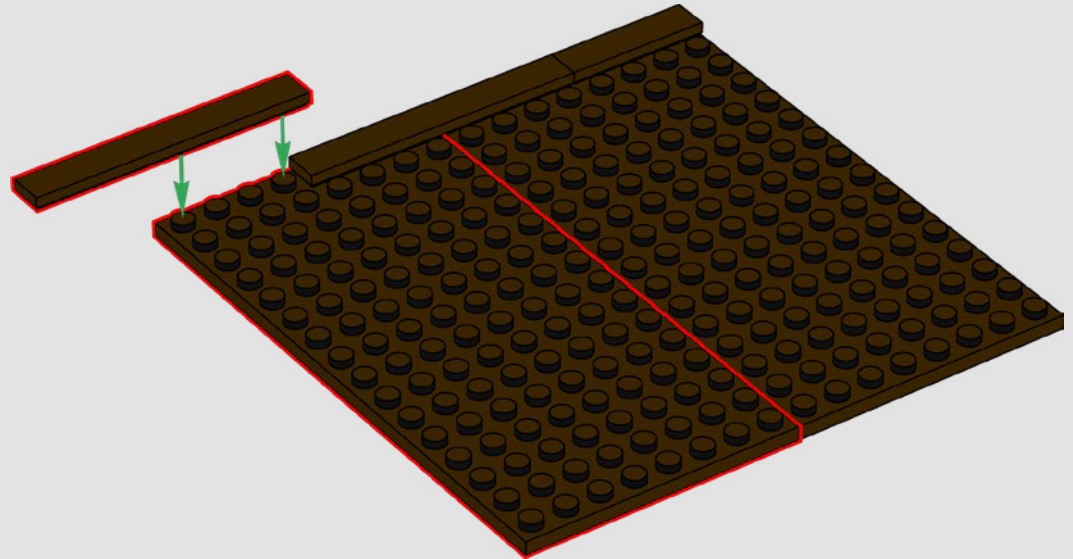


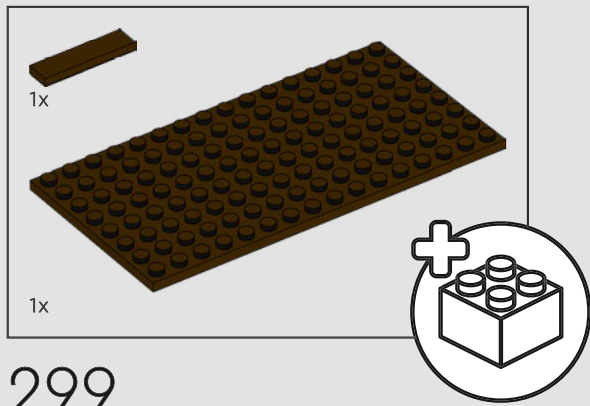


297





298

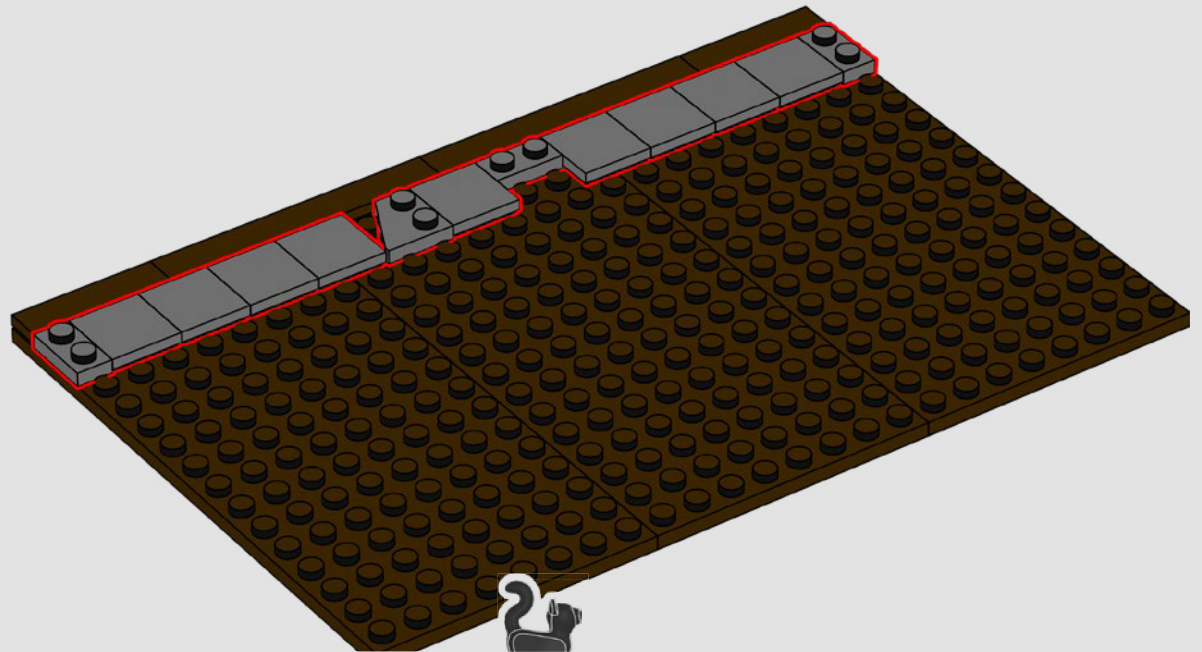





299

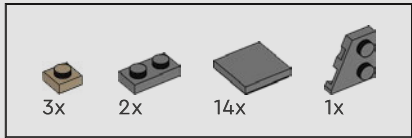
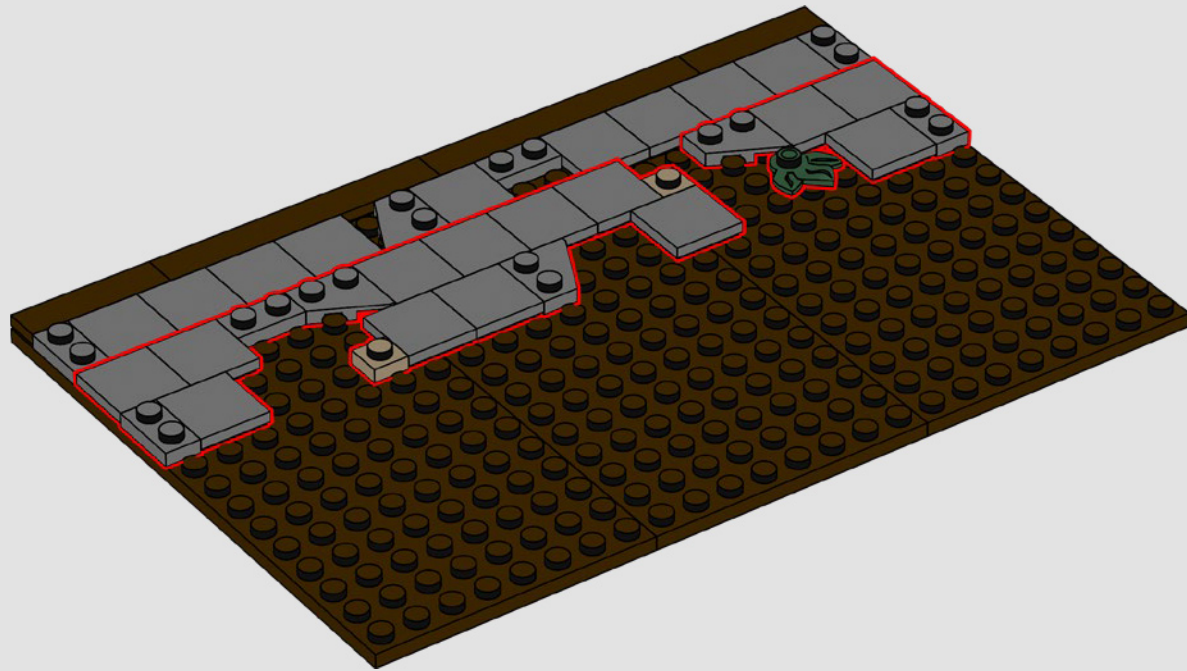


300

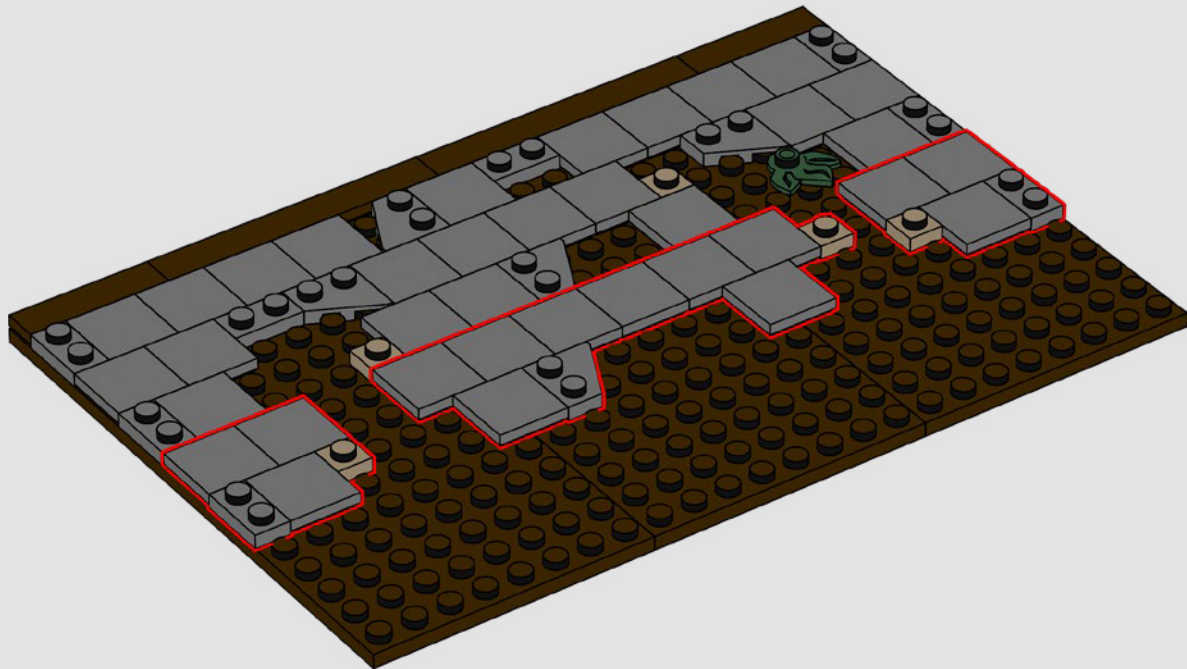


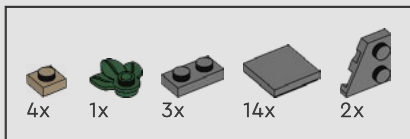


301

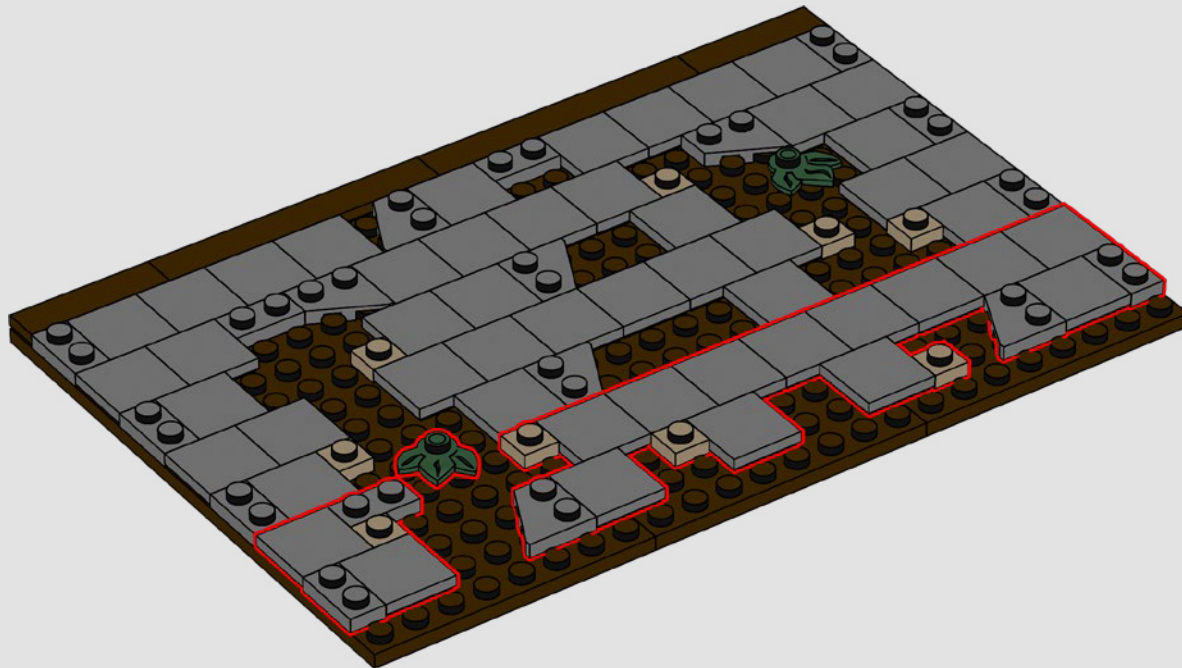


302

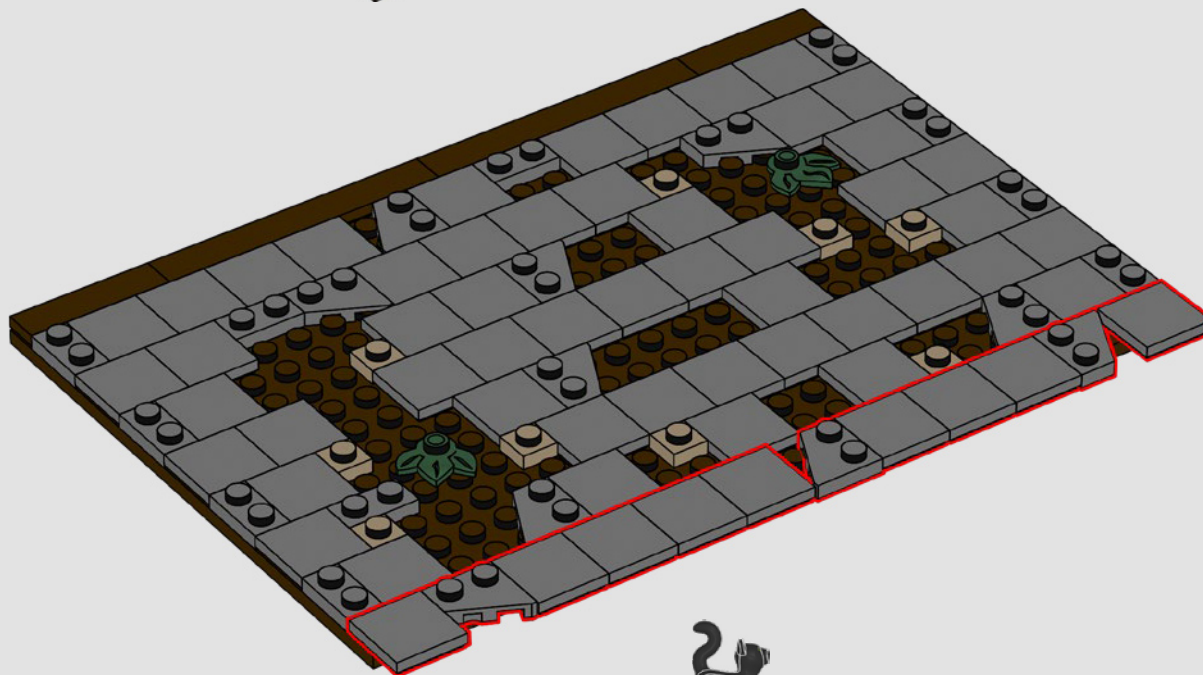


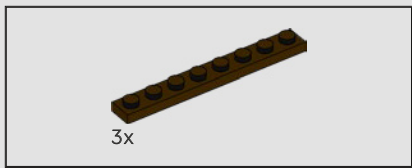


303

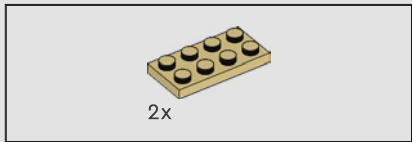
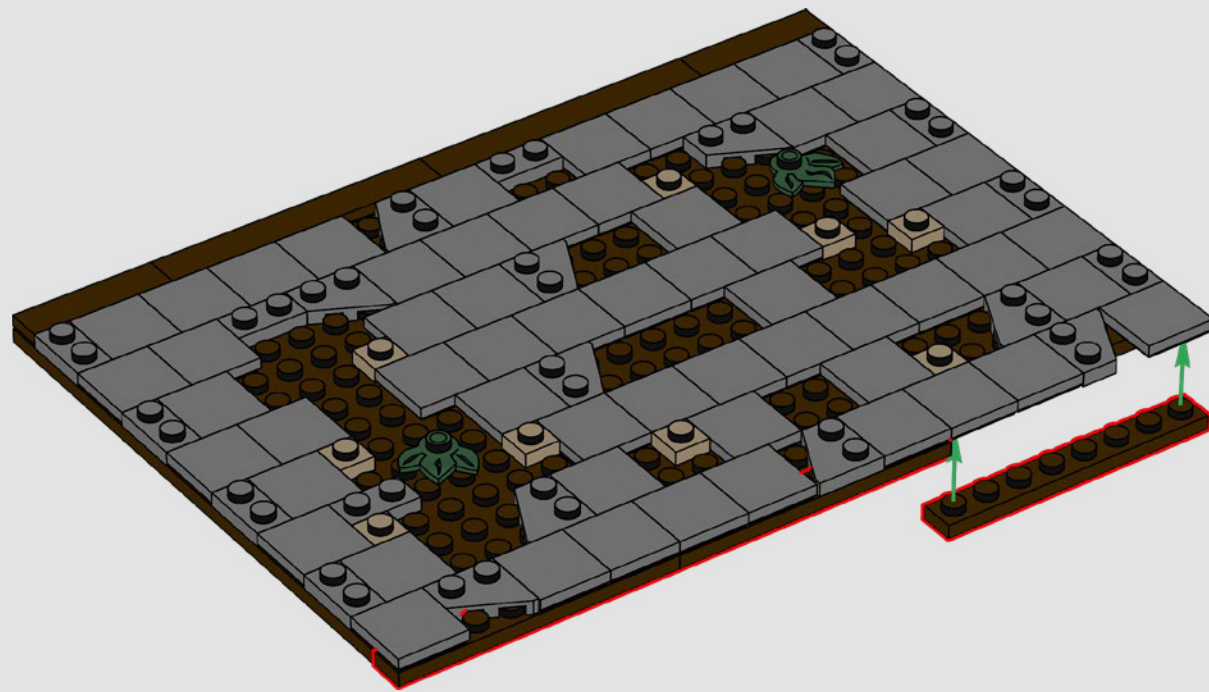


304




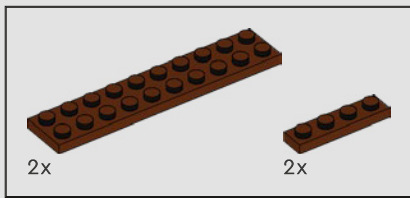


305

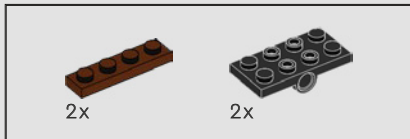



306

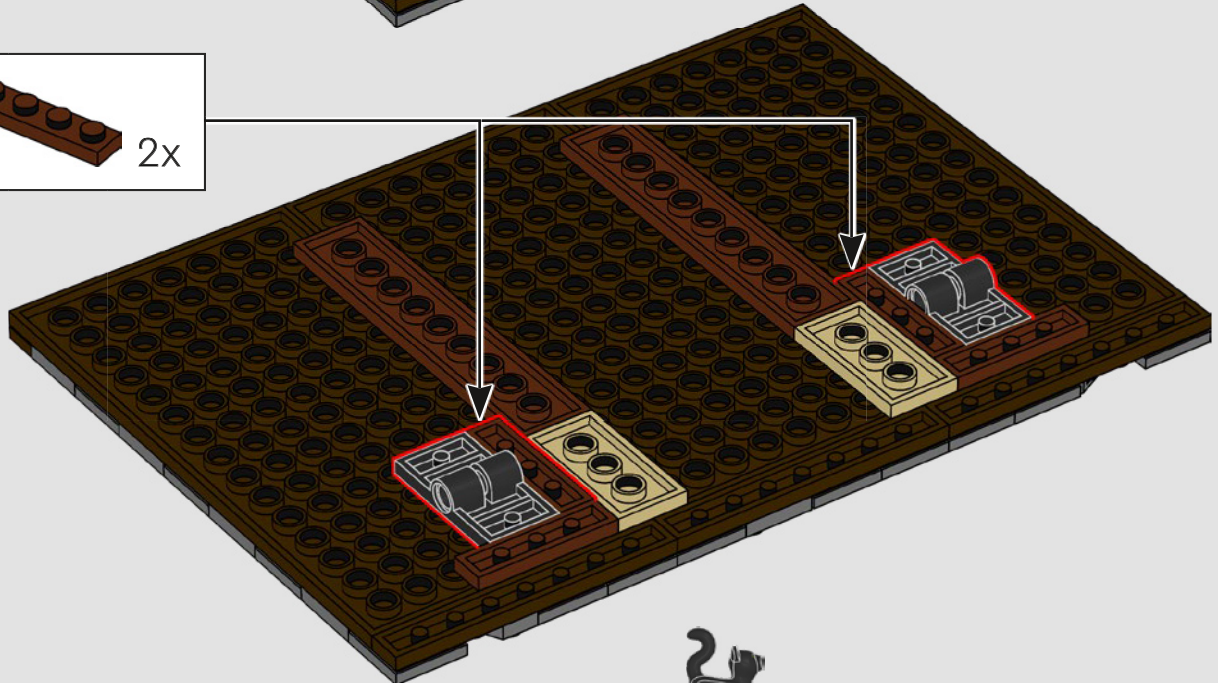
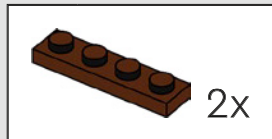





307

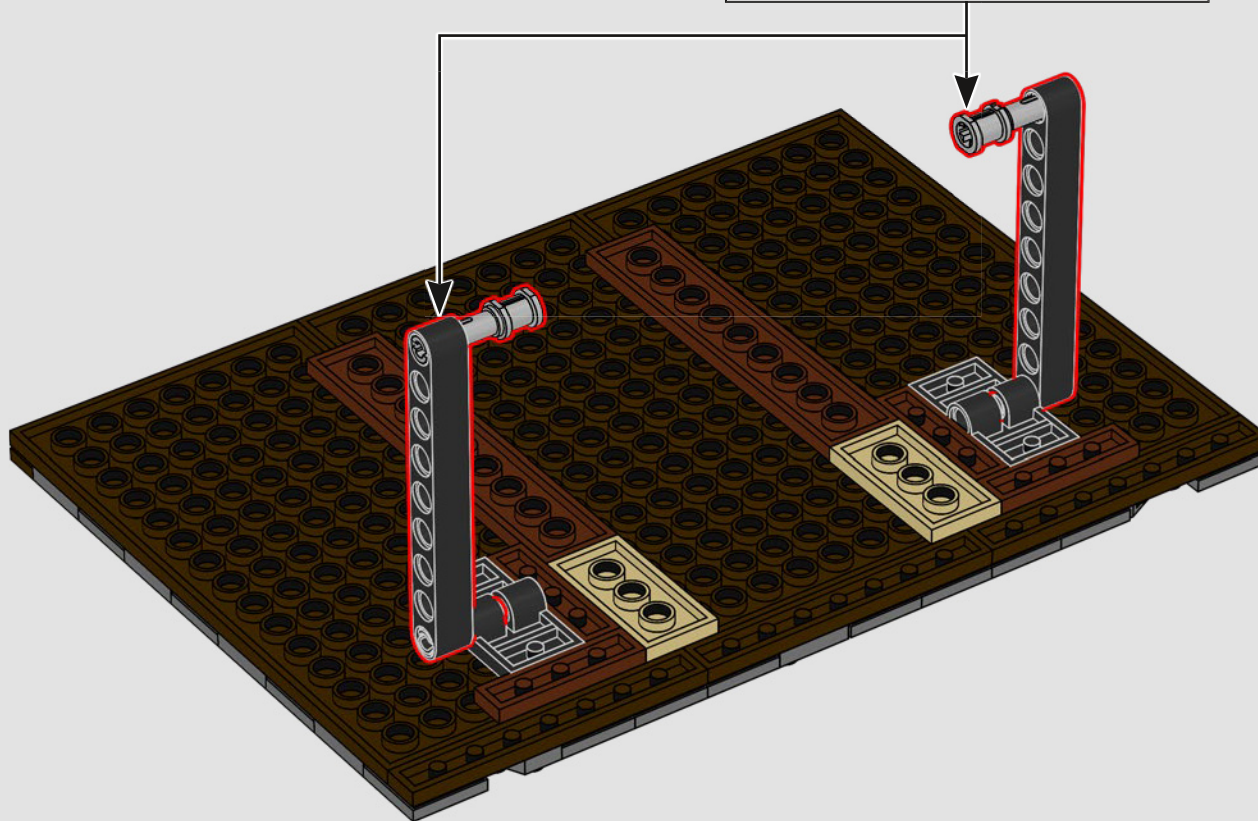



308




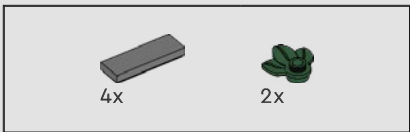


309



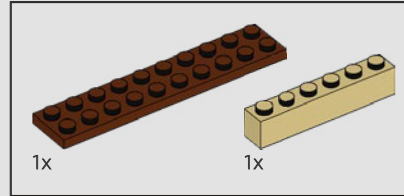
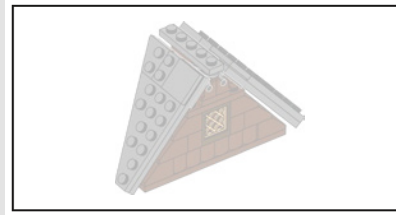

310



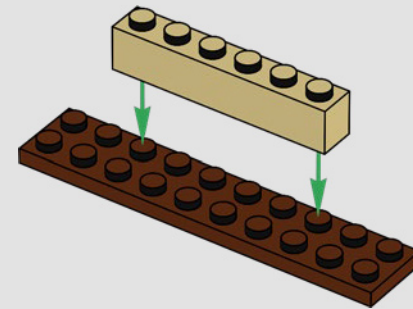


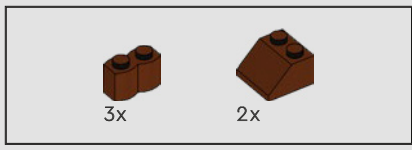
311



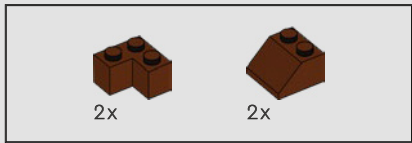
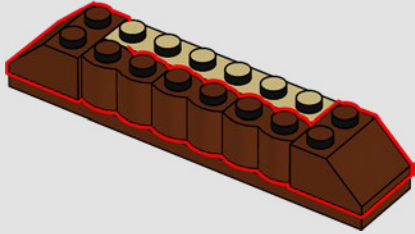


312

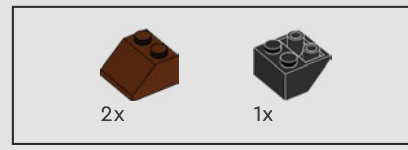
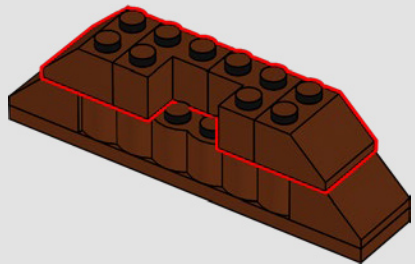




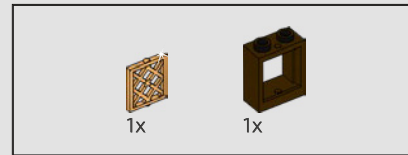
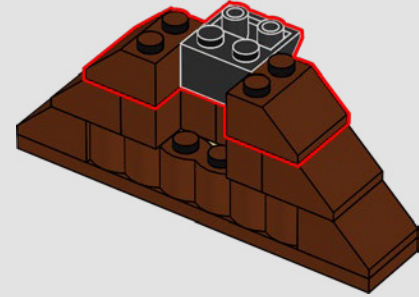
313



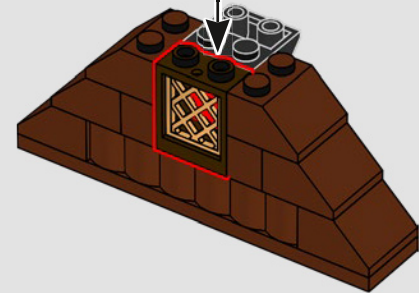
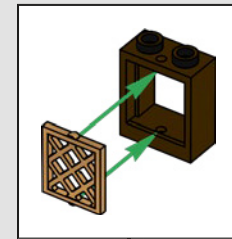
314



315

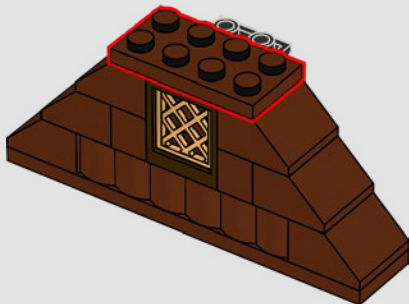


316

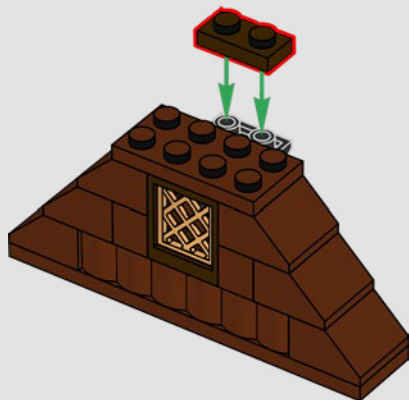




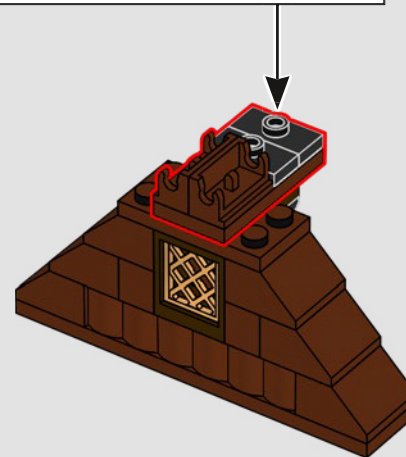
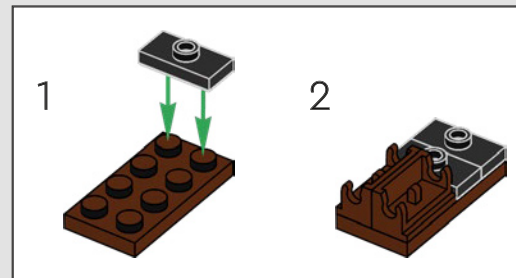
317

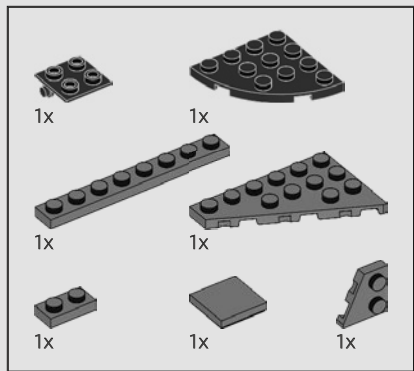


318

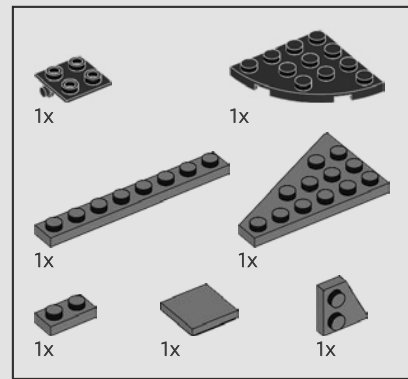
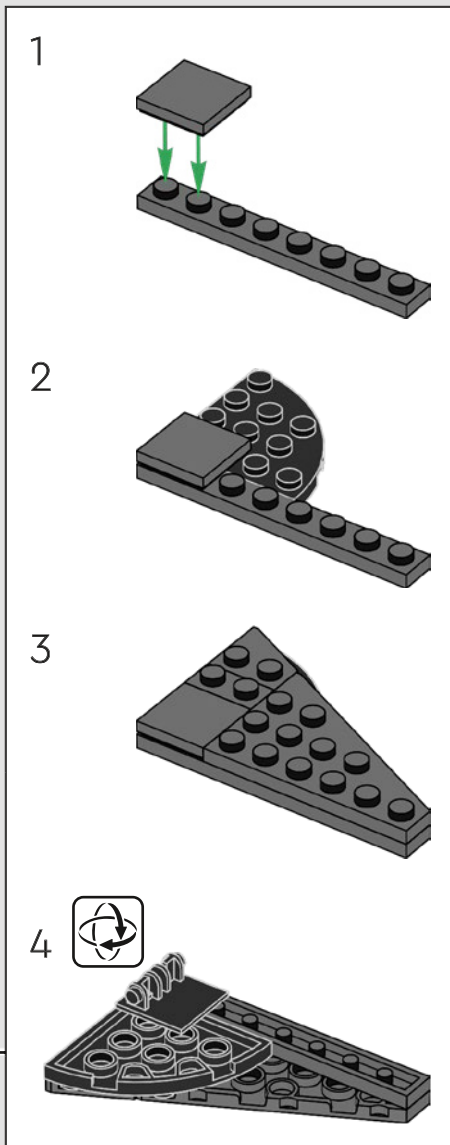
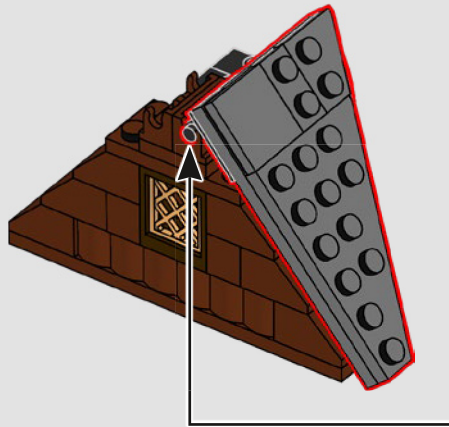


319

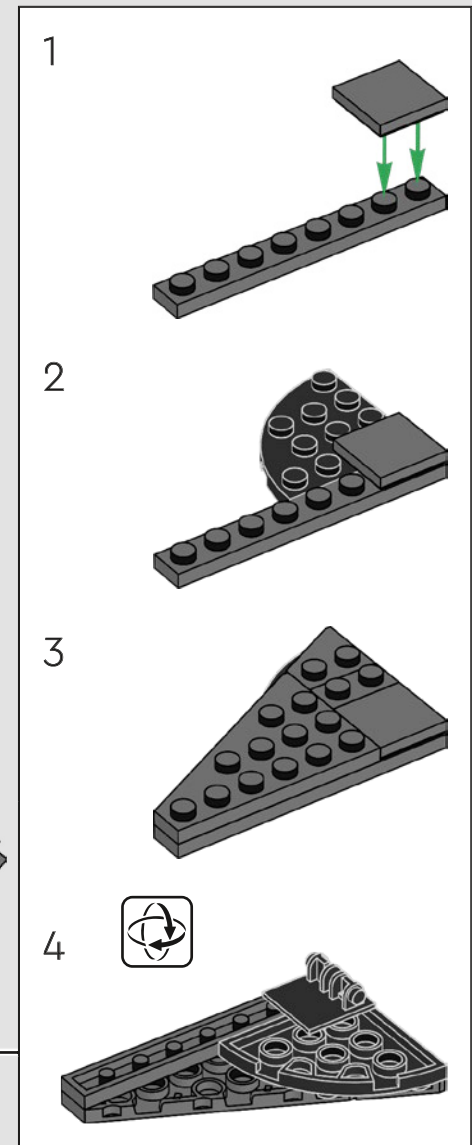
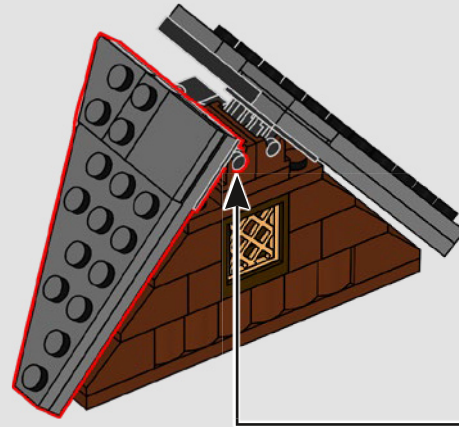





320

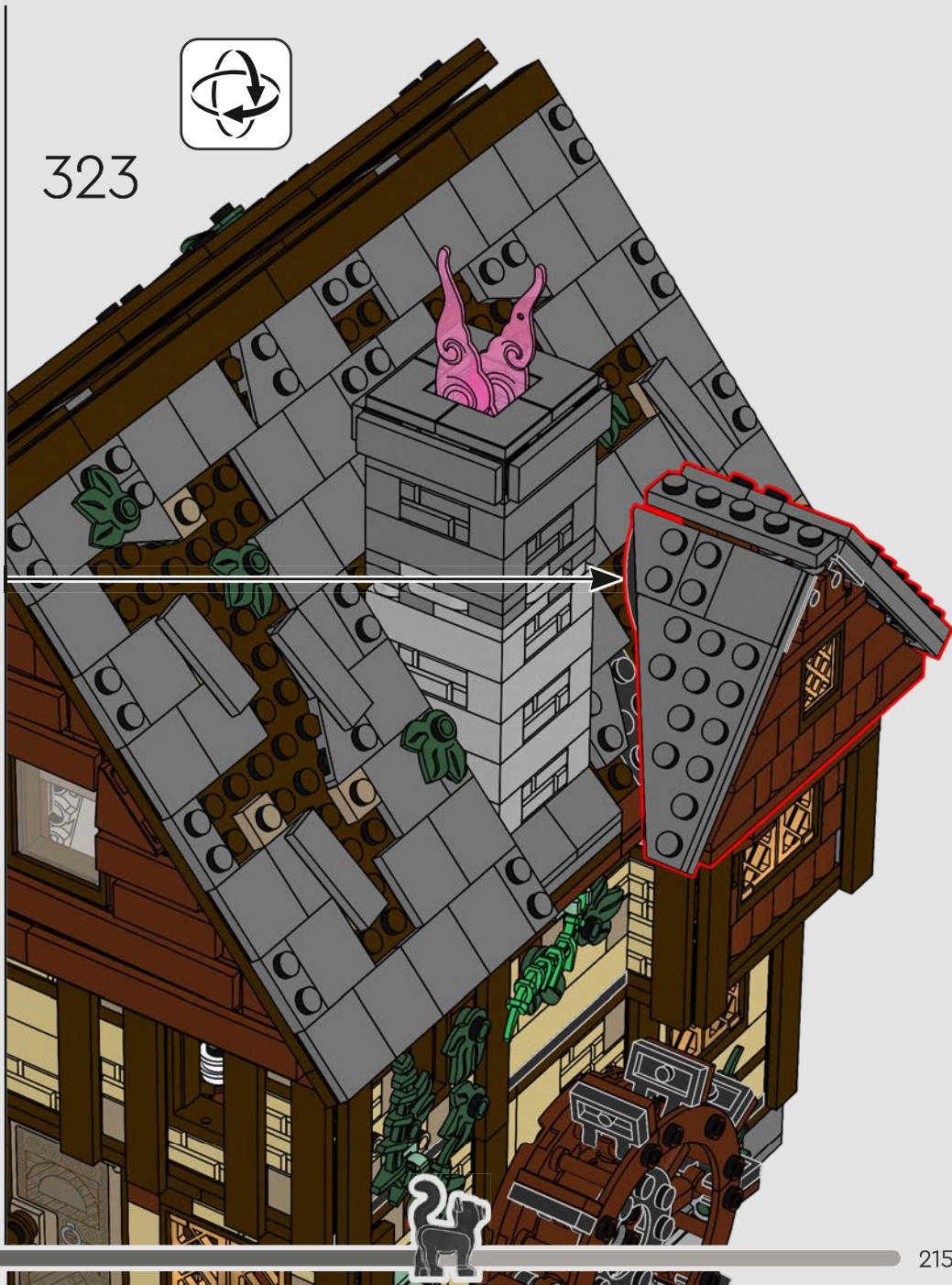
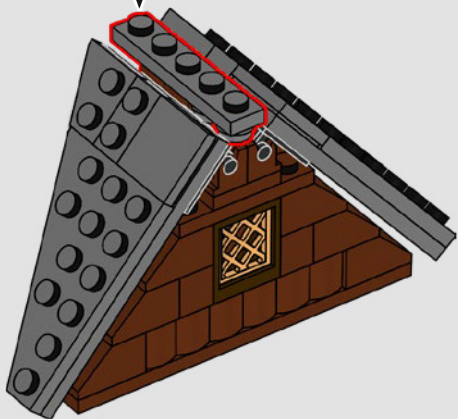
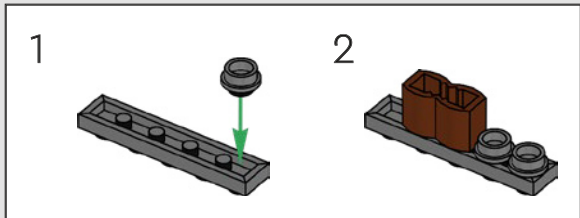




321





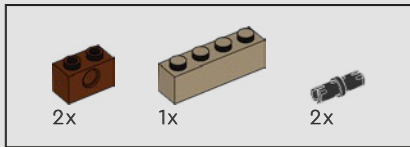
322





1x

324

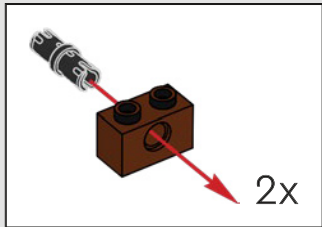


2x

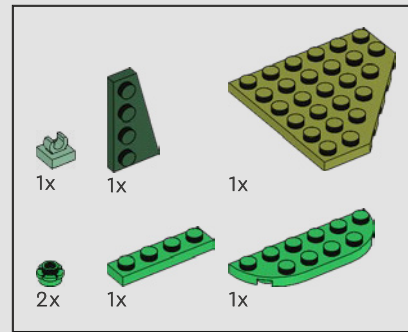

1x

2x

325



2x



1x

1x

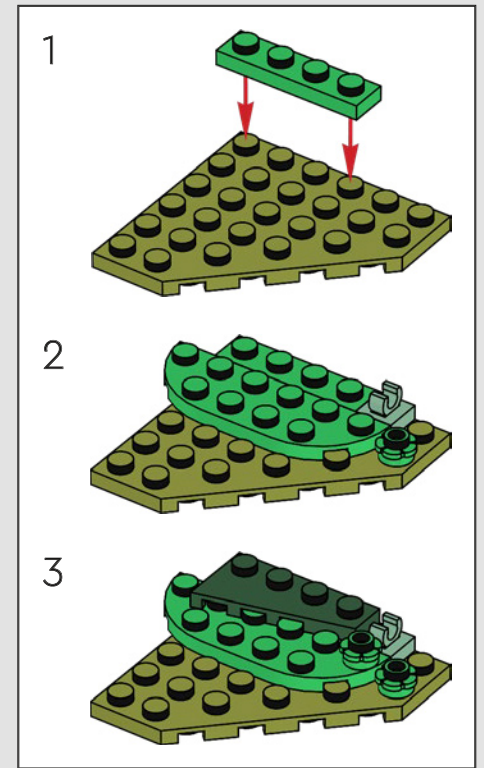
1x

2x

1x

1x

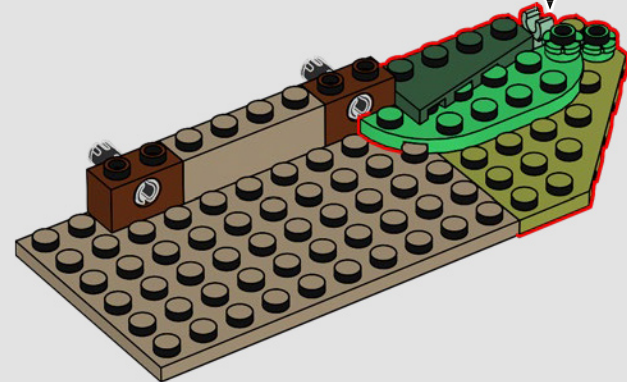
326

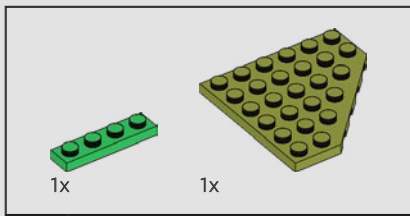


1

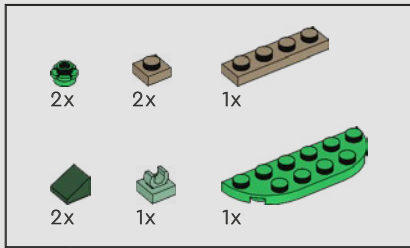
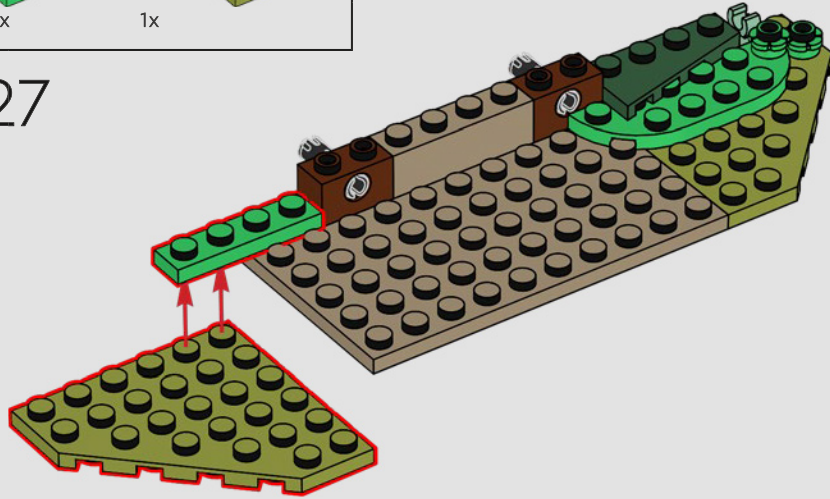
2

3

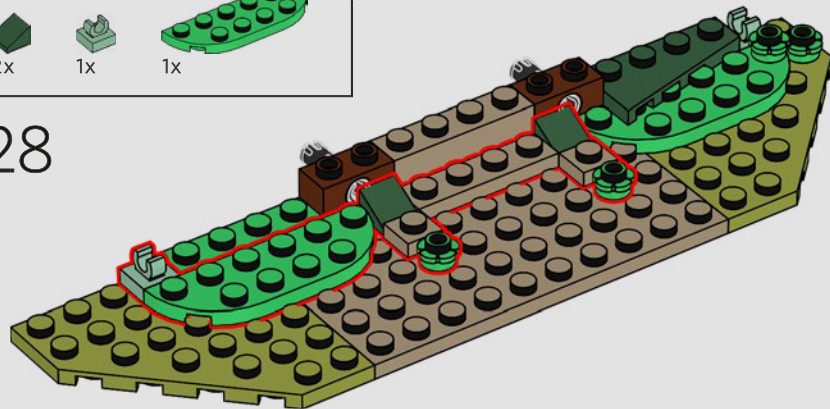




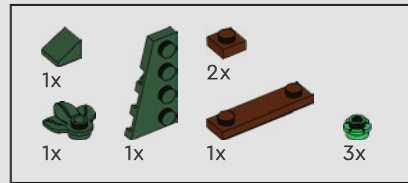
327



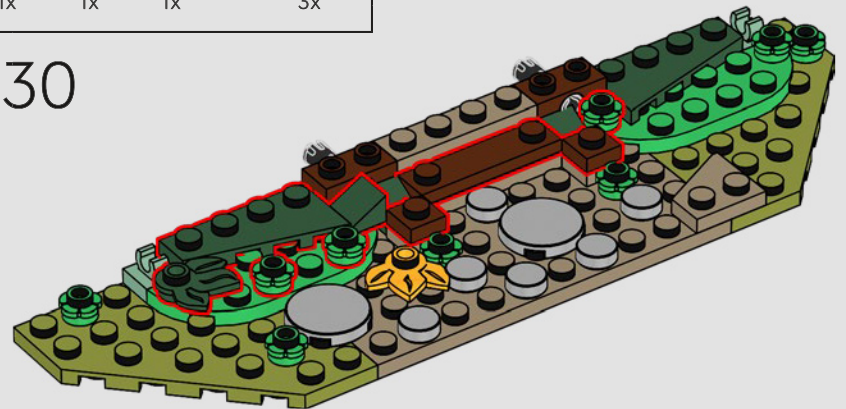
328

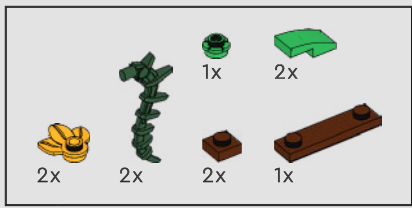


329

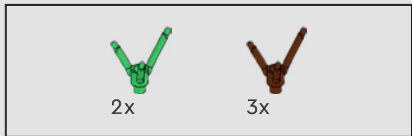
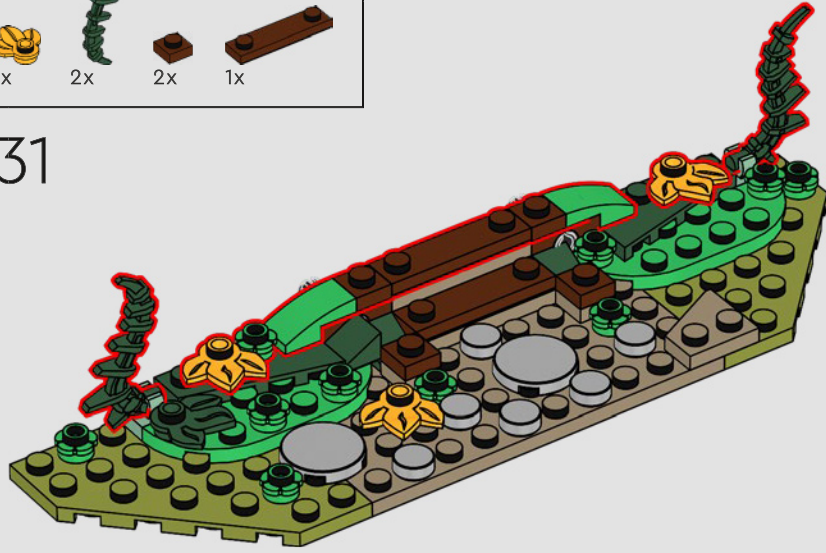


330





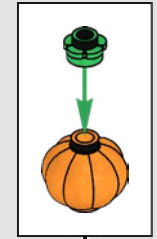
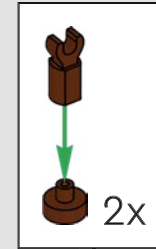
331



332

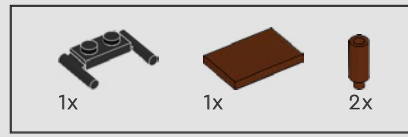
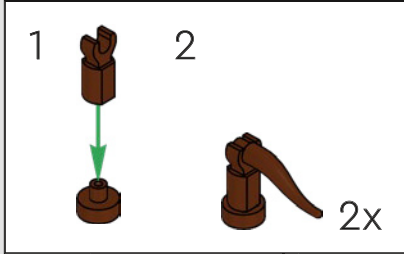



333

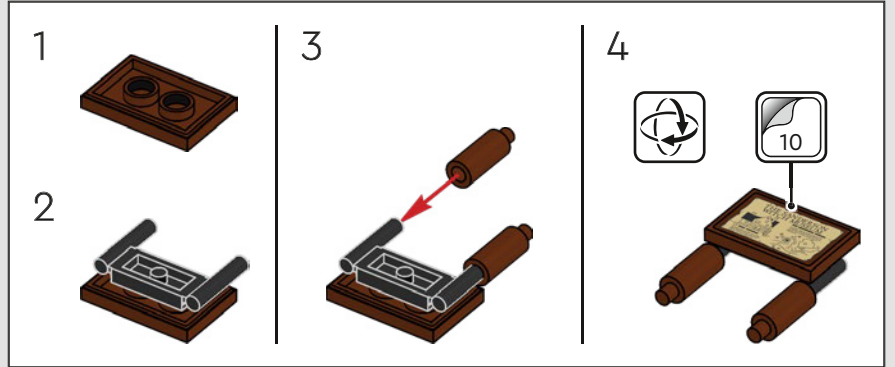




334

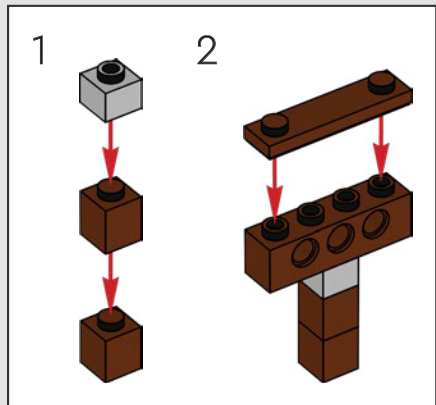


335





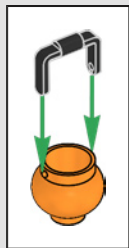



336

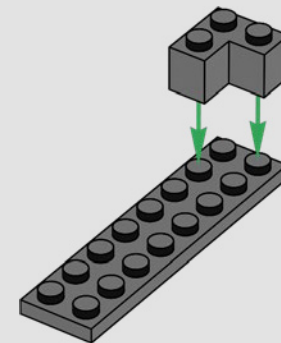


337

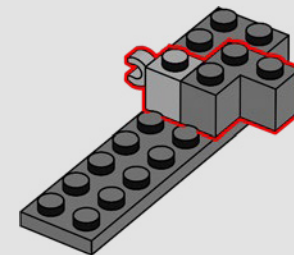


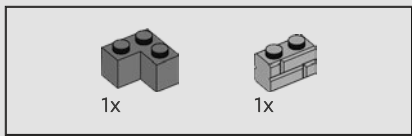


338


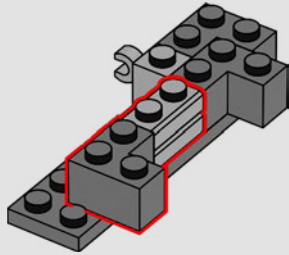


339

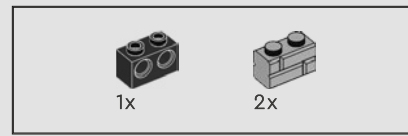
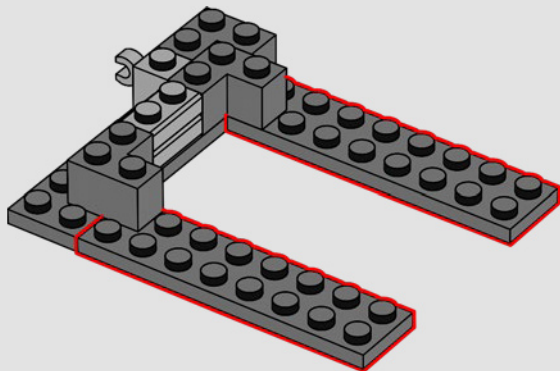




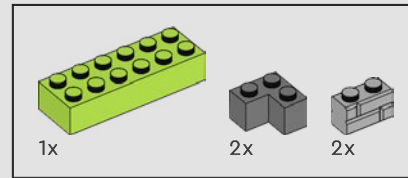
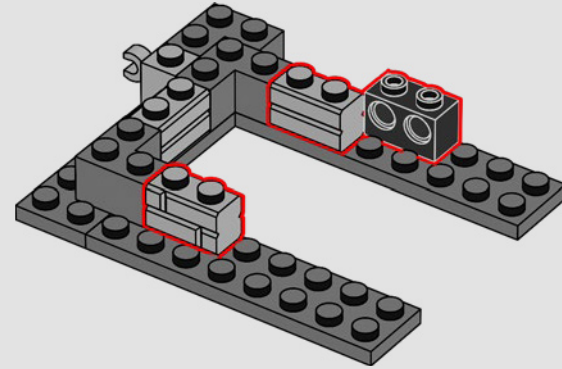
340



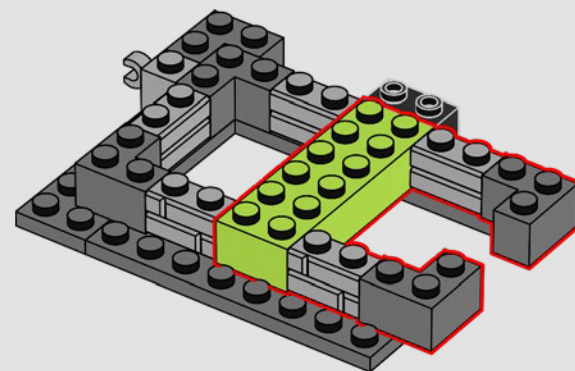
341




342

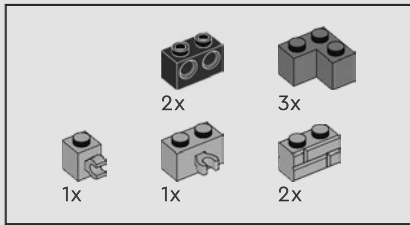
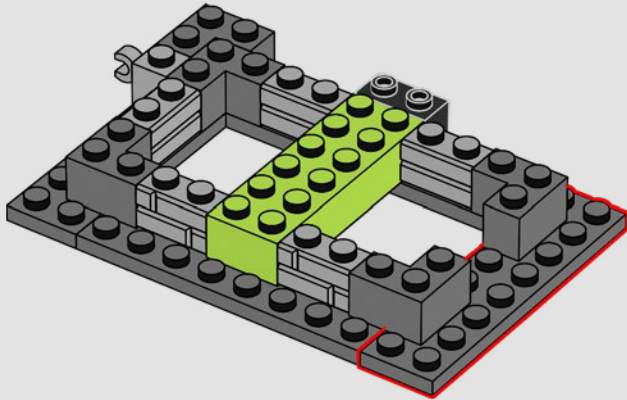


343


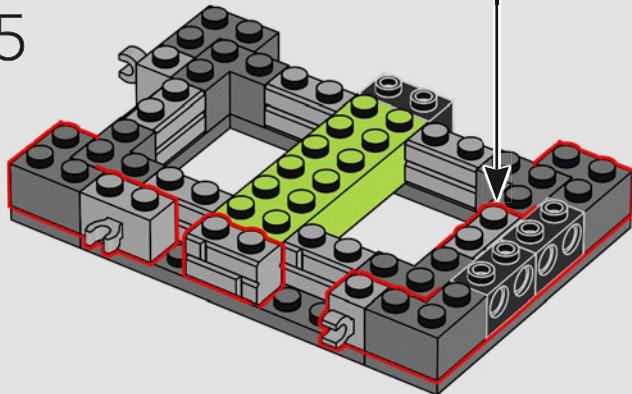





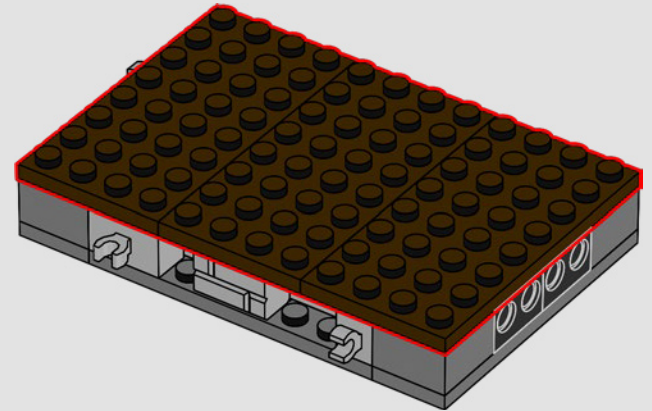
344



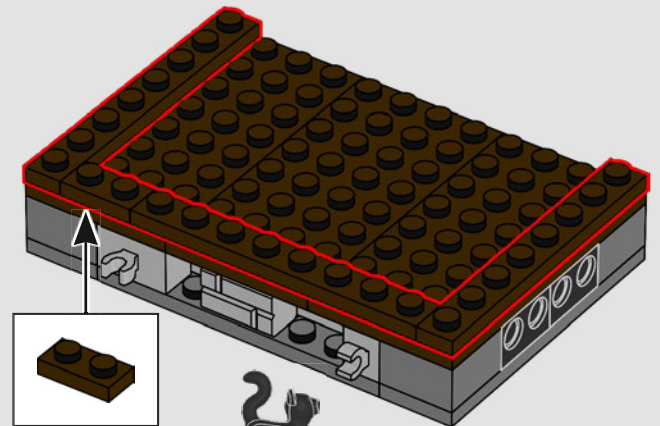
345

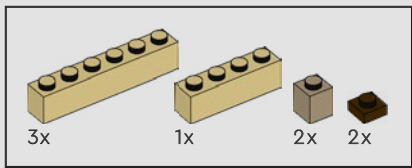


346


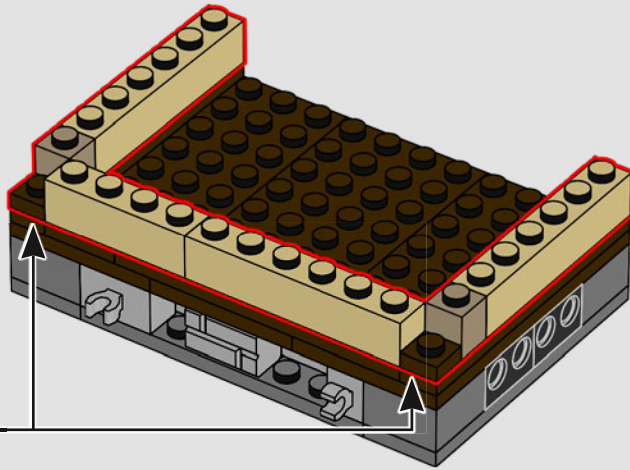


347

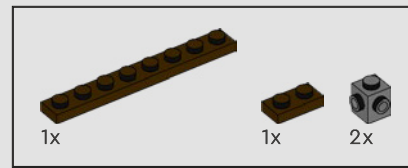
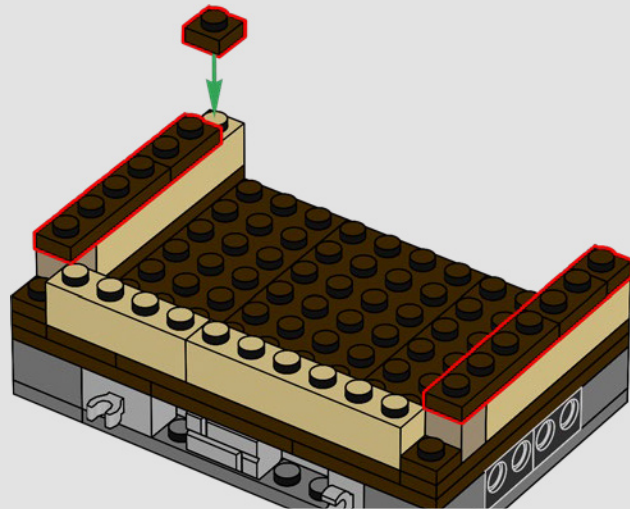




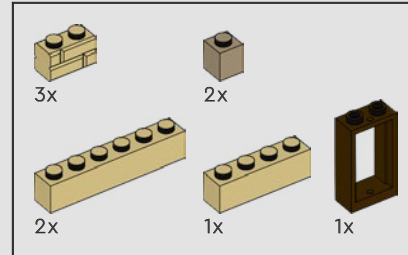
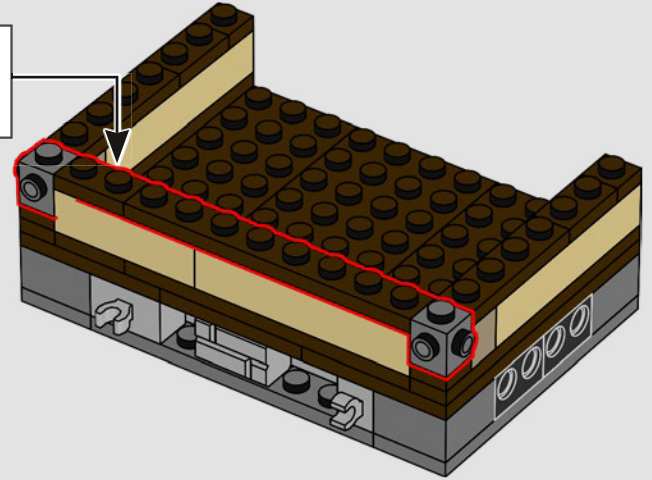
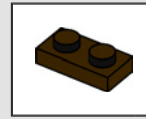
348



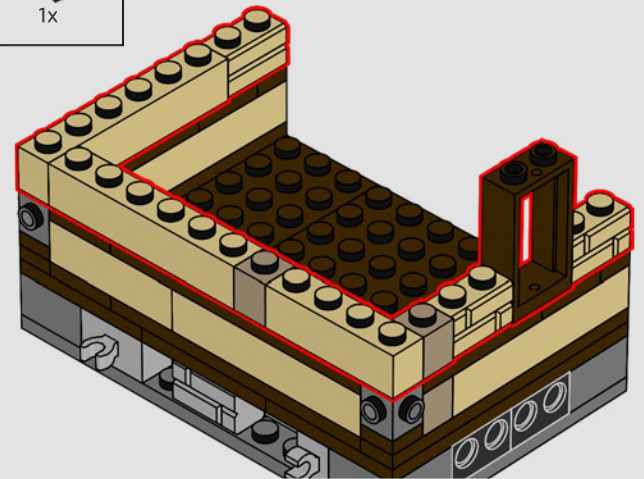
349

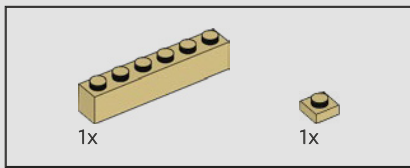


350

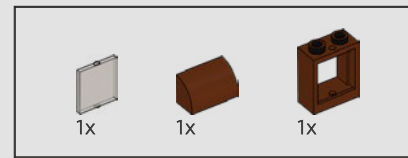
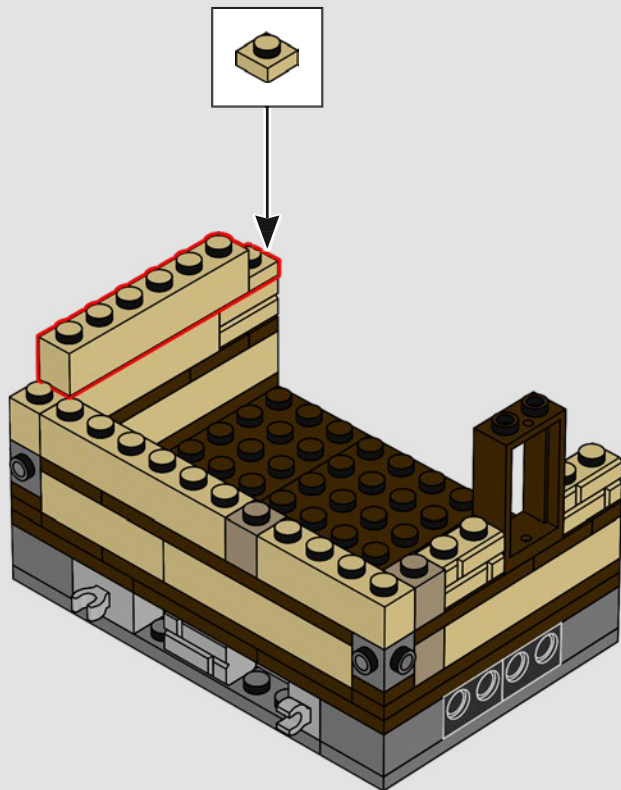


351

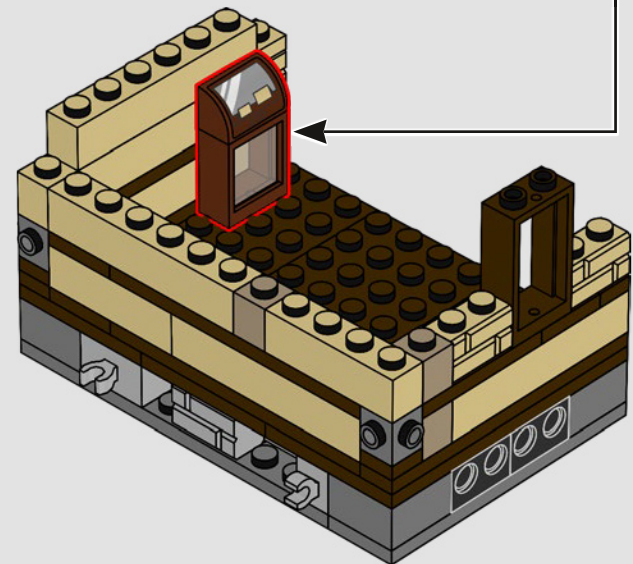
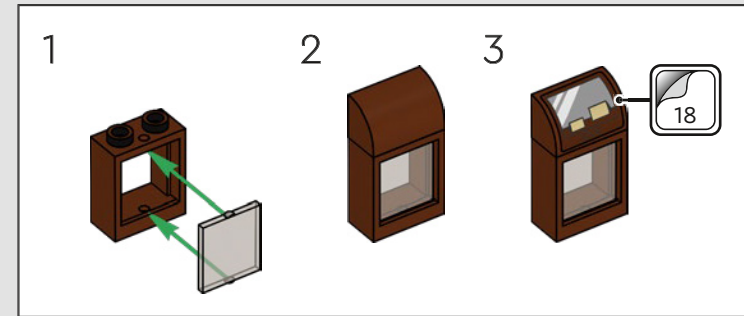


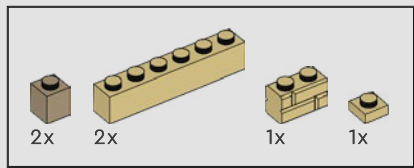


352

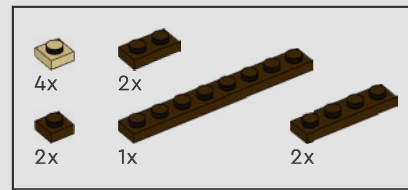
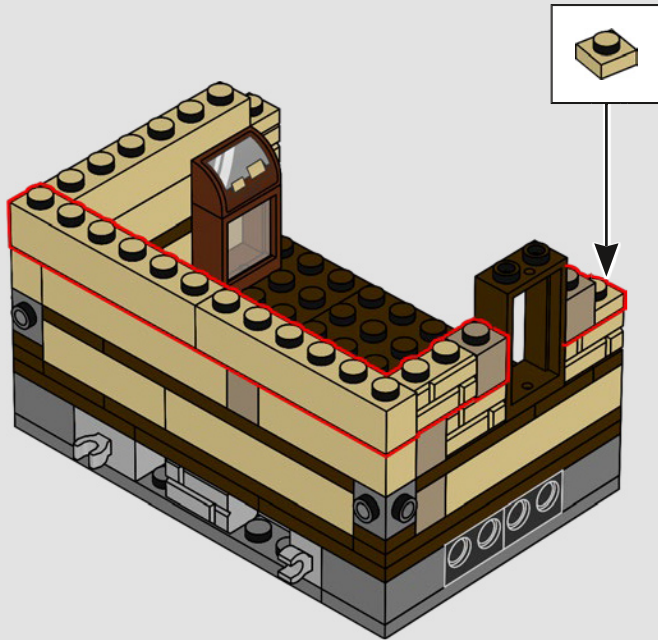


353

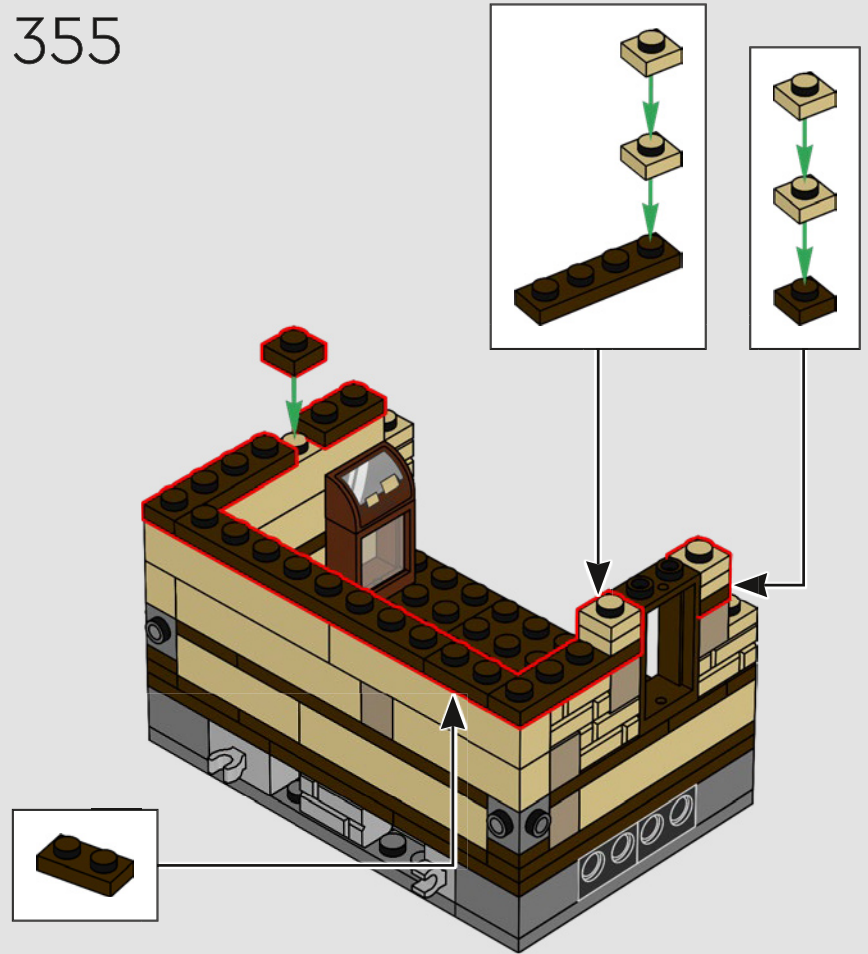


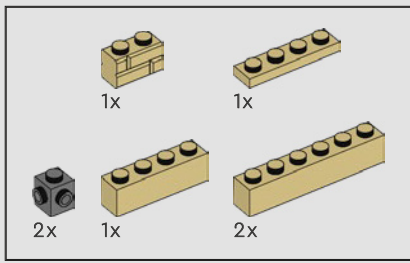


354

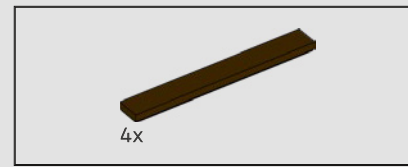
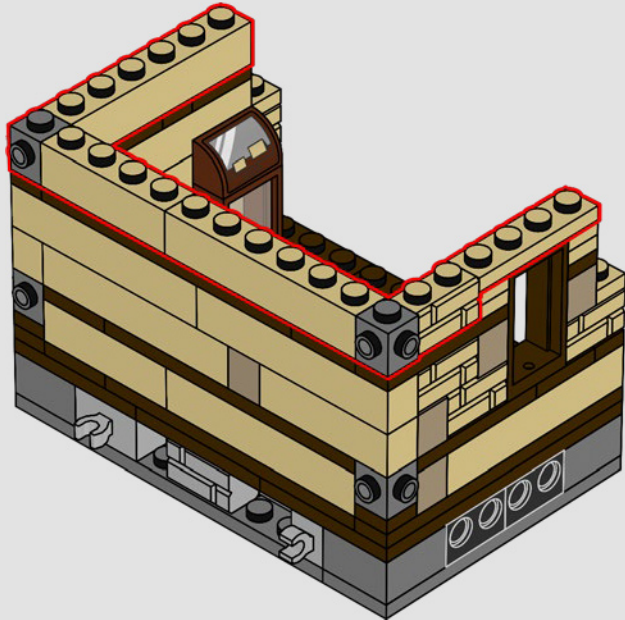


355

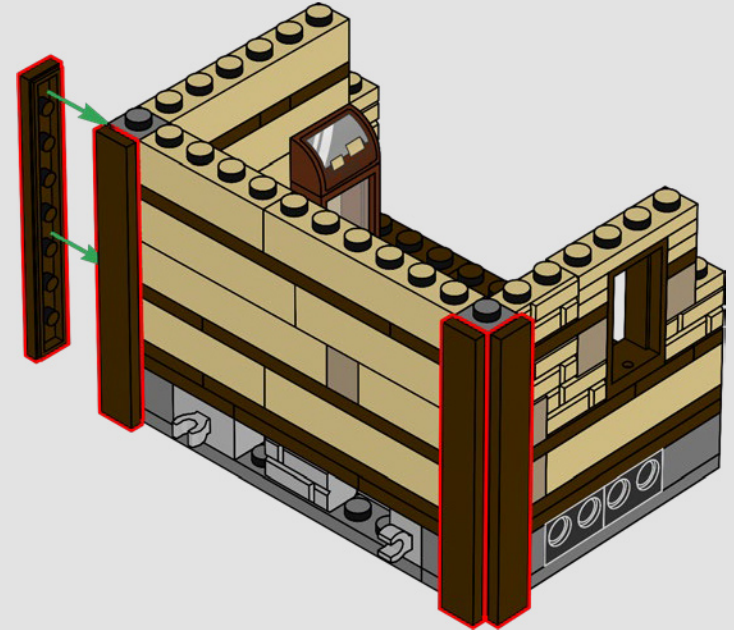



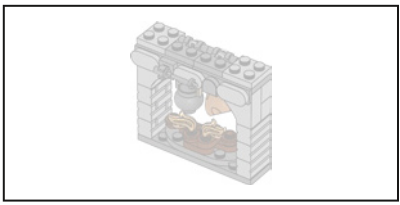


356

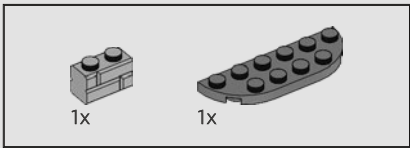
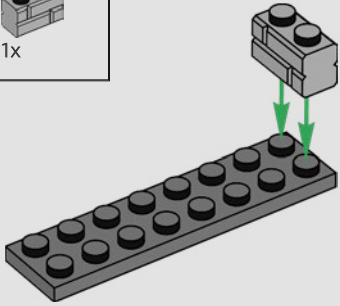


357

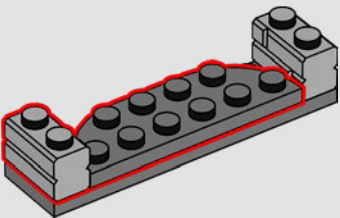




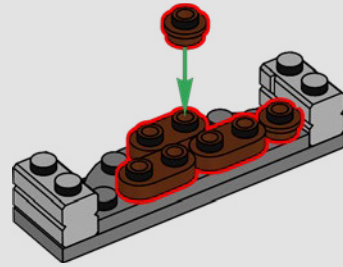
358



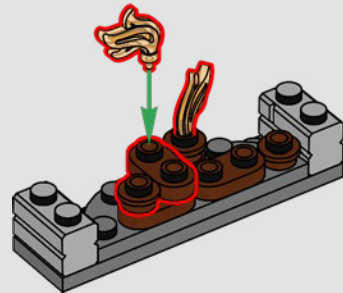
359

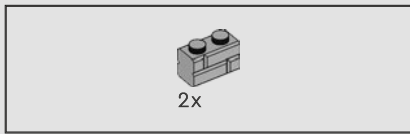


360

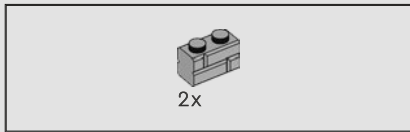
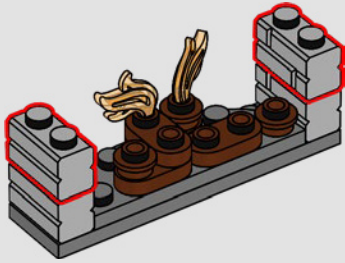


361

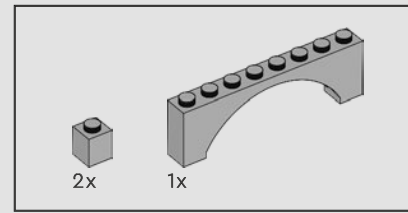
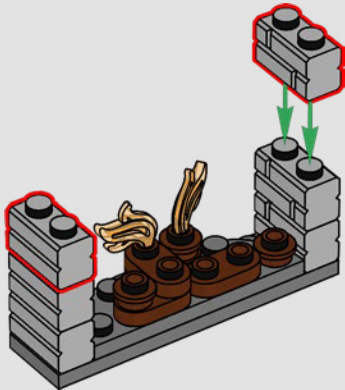




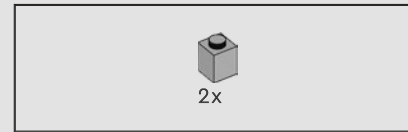
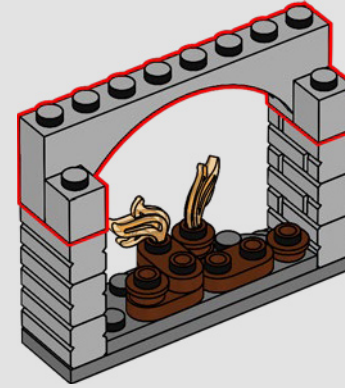
362



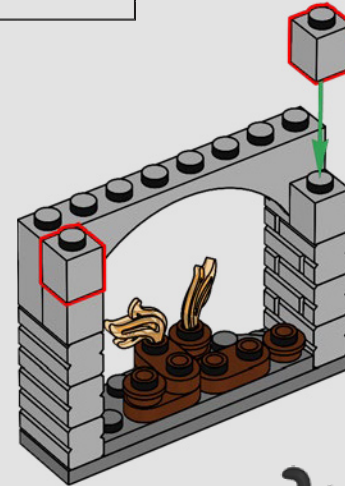
363

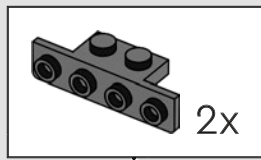
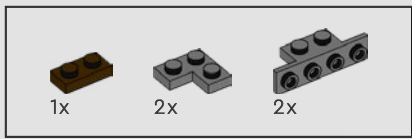


364

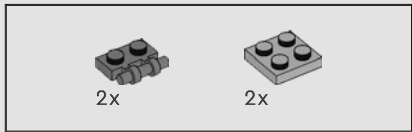
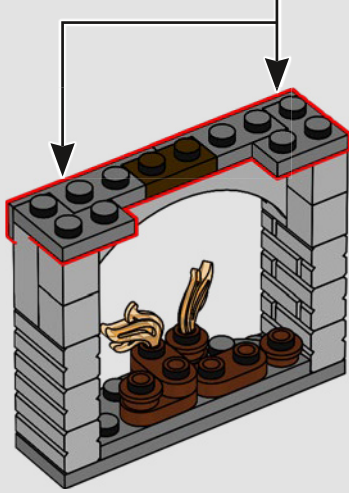


365

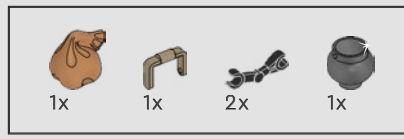
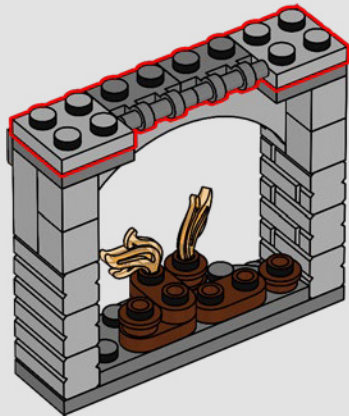




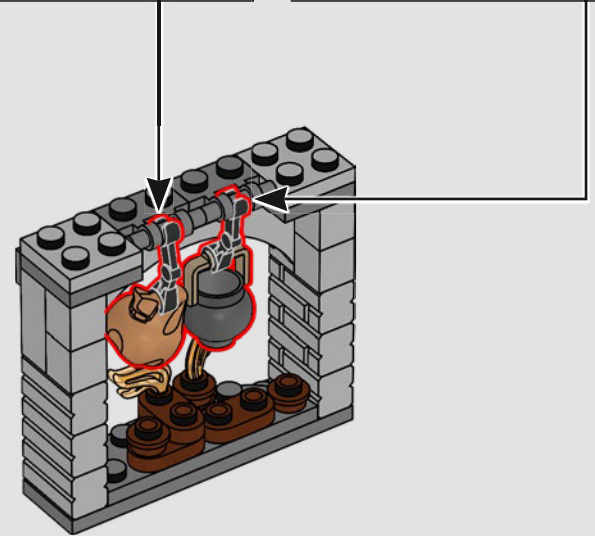
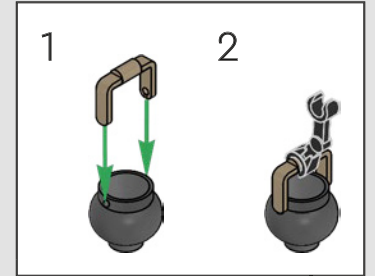
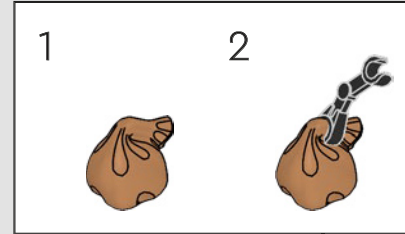
366



367

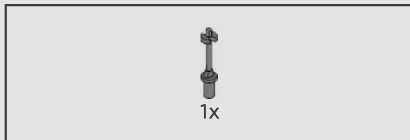
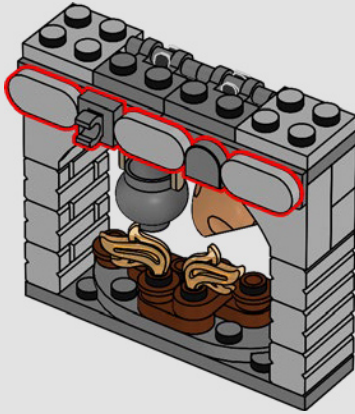


368


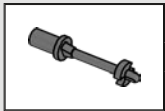




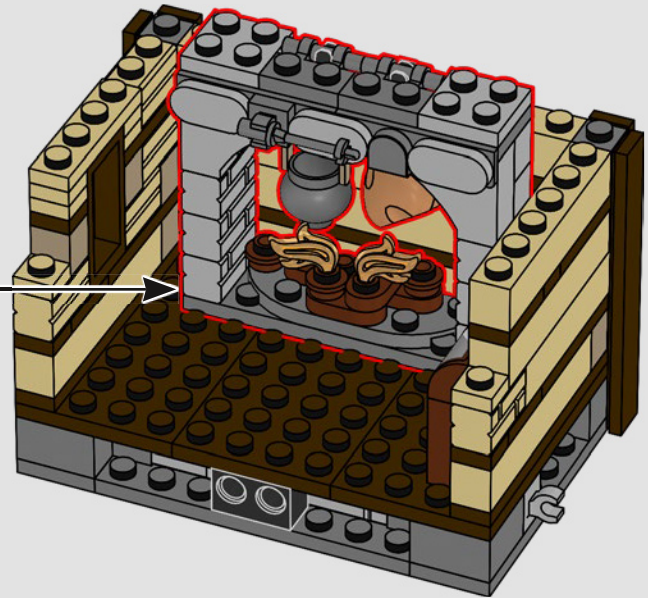
369



370

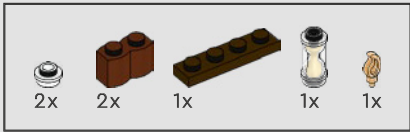
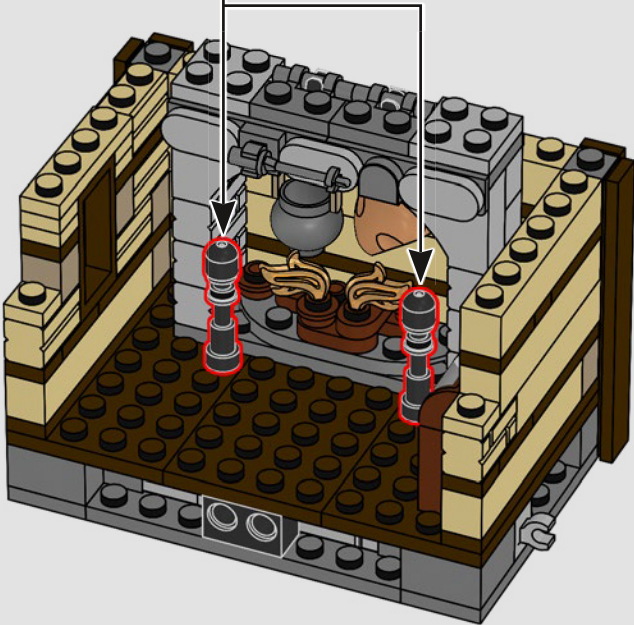
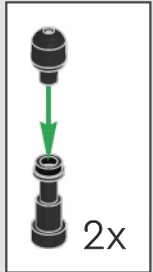


371

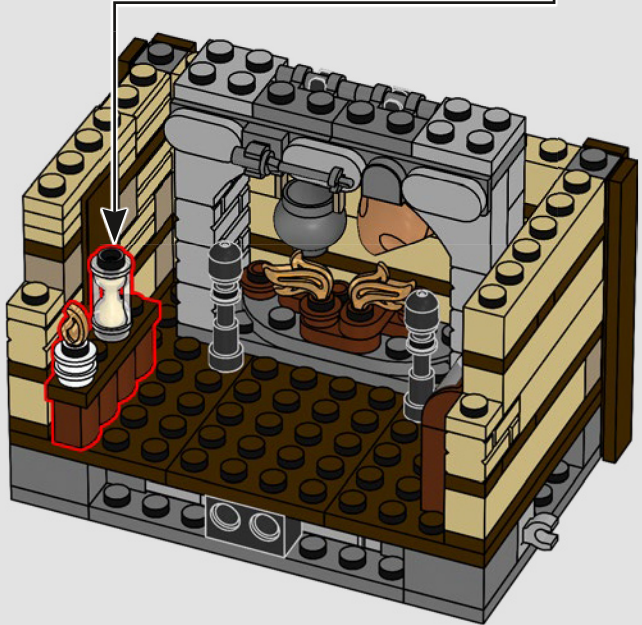
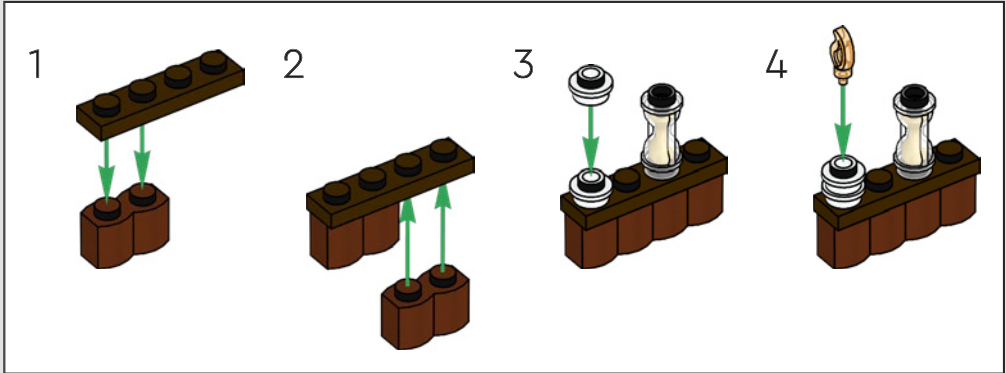


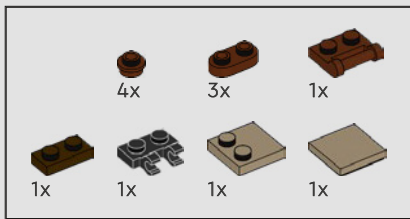


372



373






374

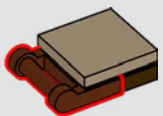
1



2



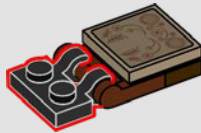
3




4



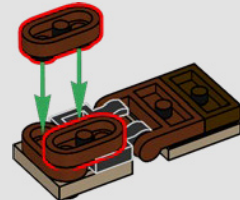
5



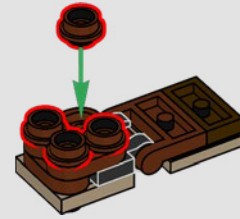
6



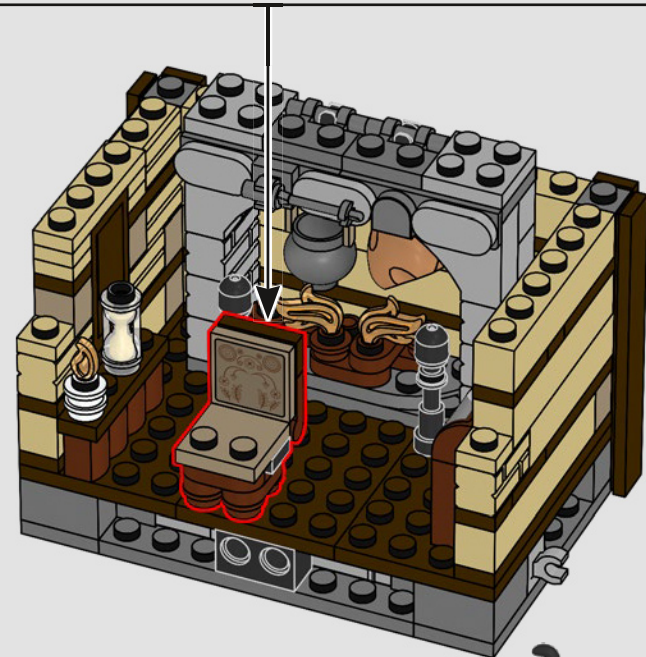

7

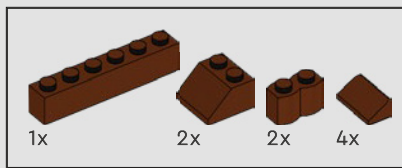


8

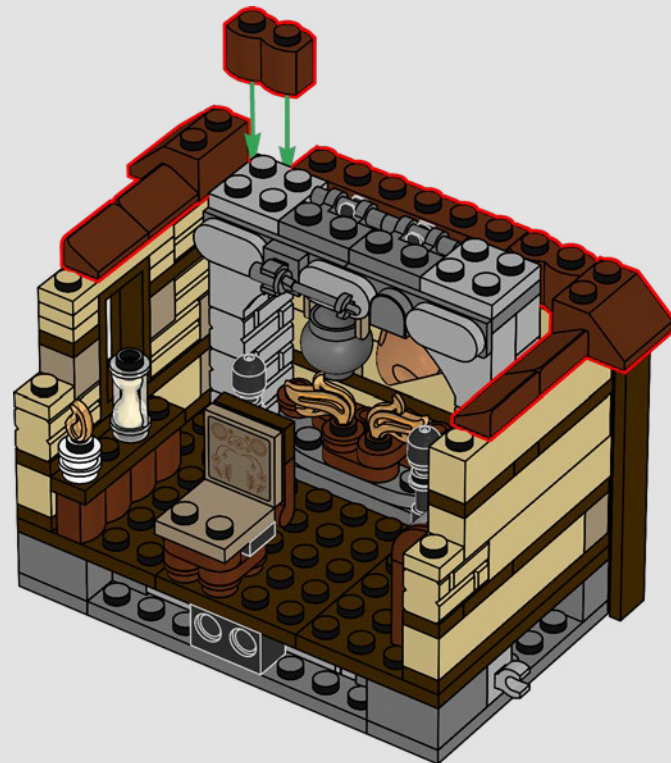

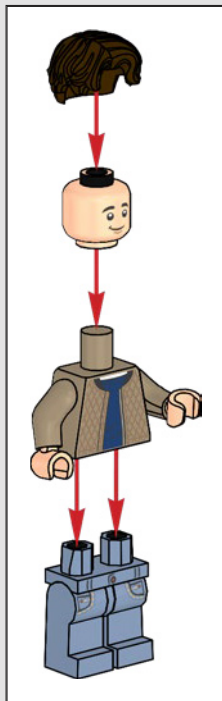


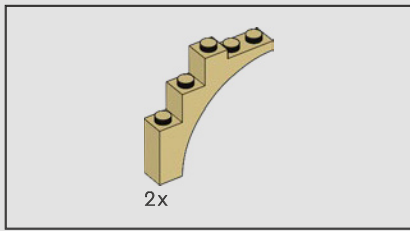
9



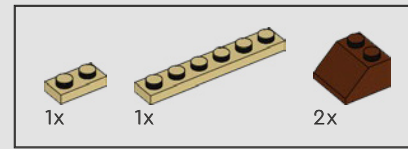
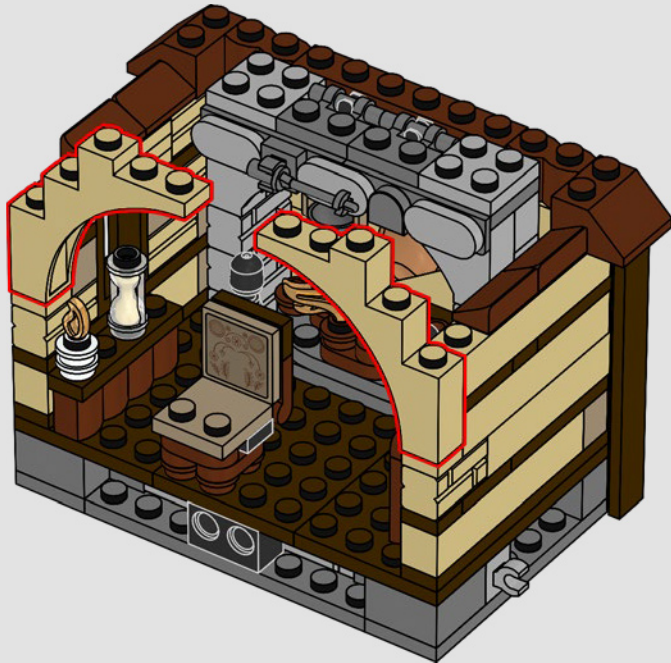


375

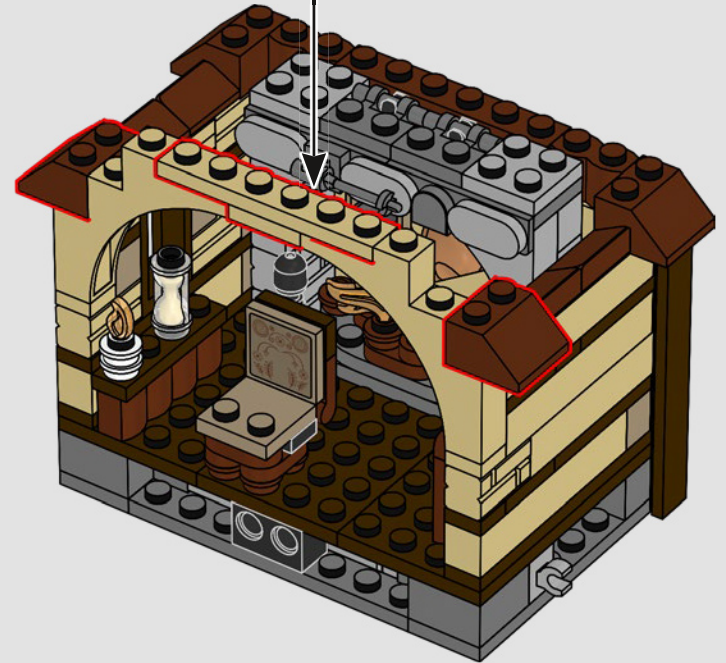
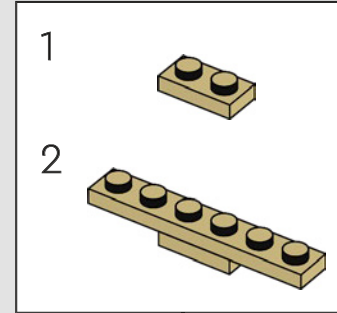


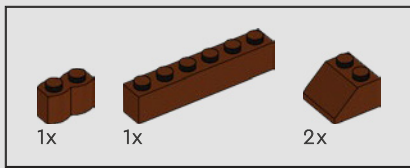


376

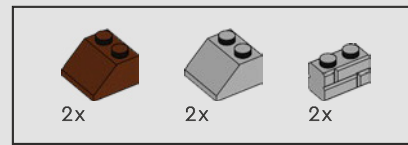
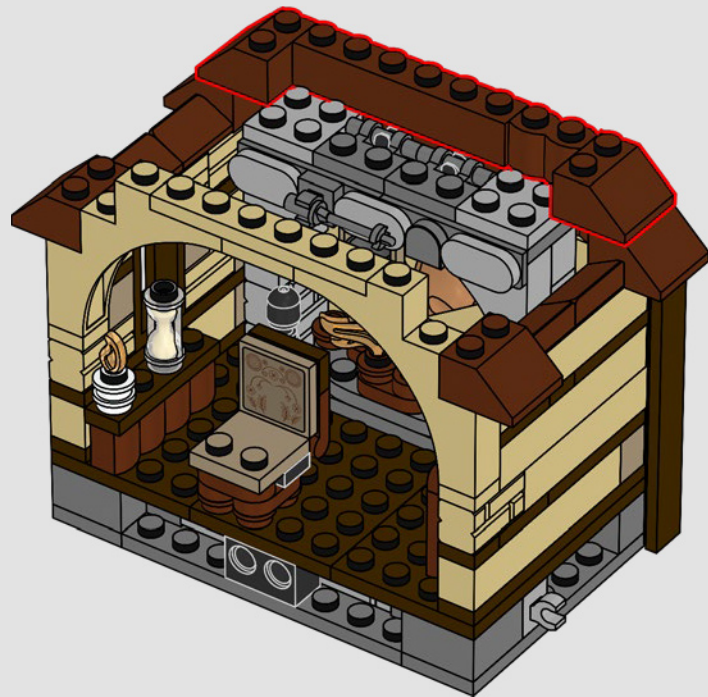


377

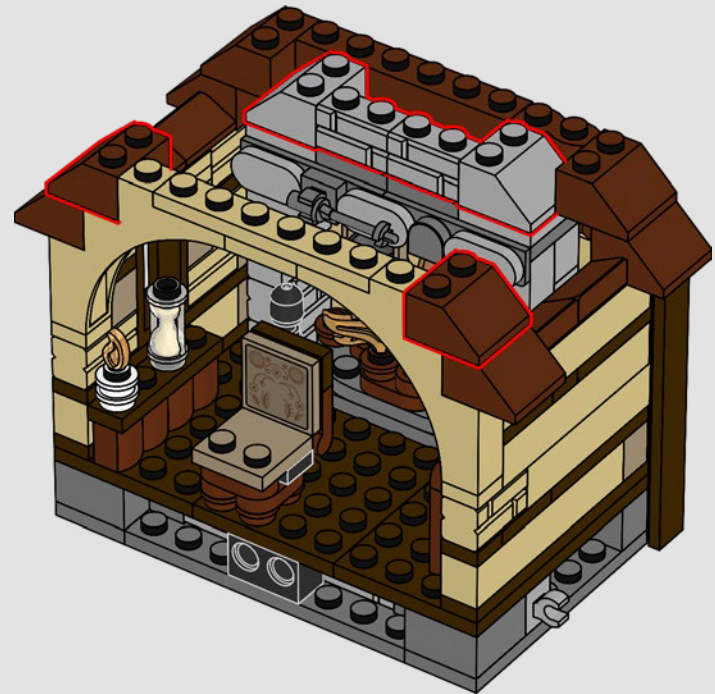


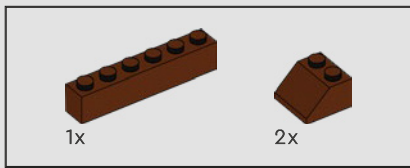


378

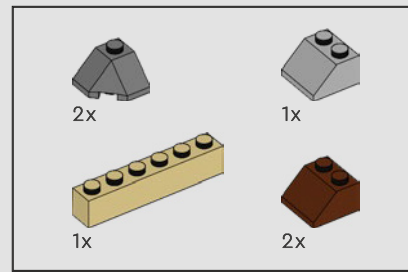
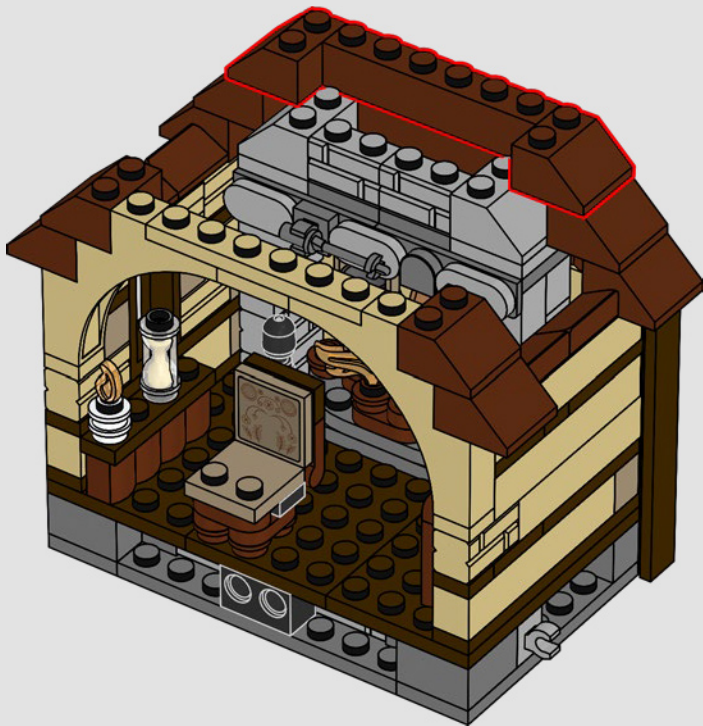


379

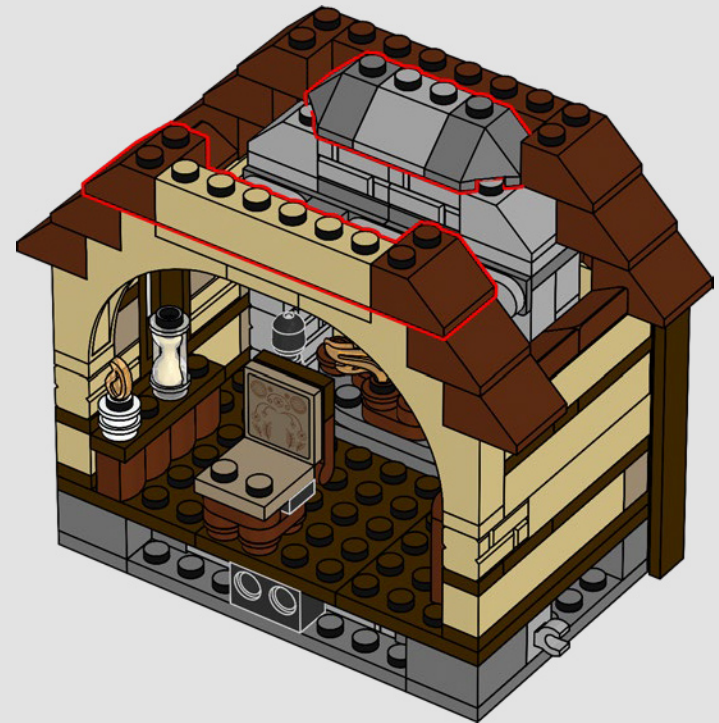


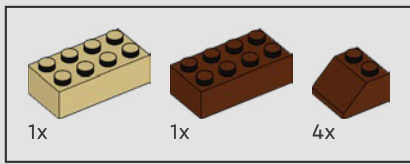


380

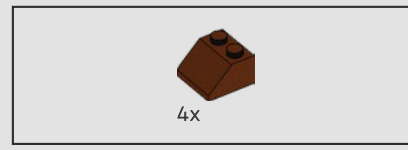
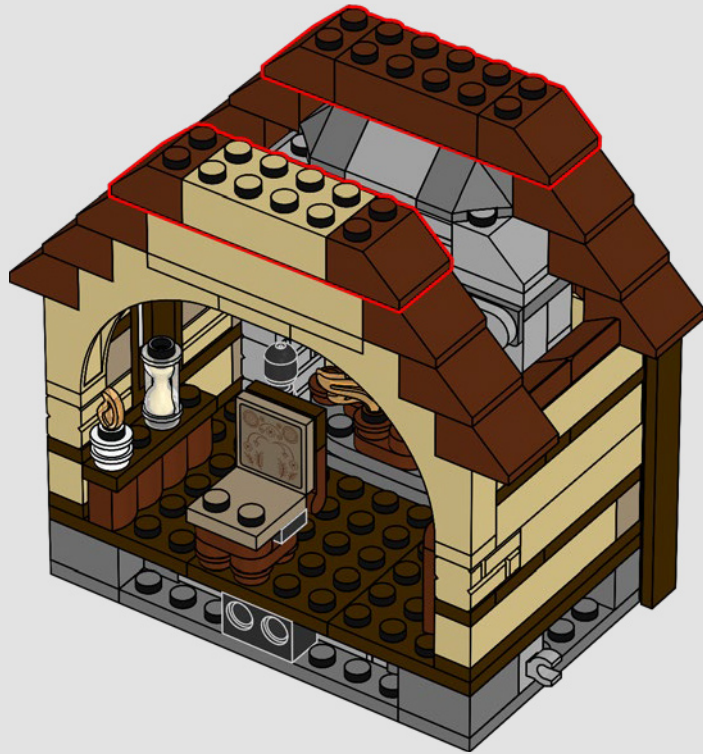


381

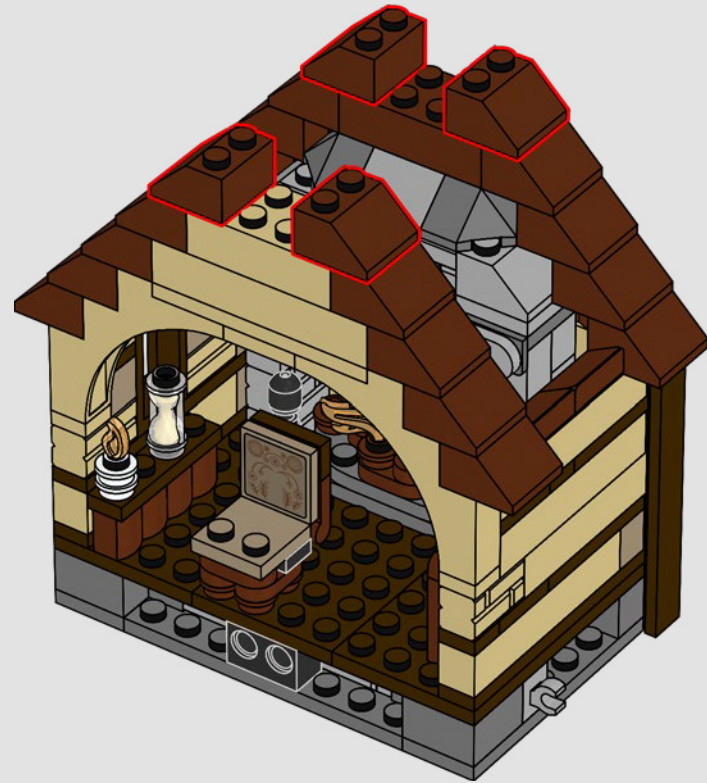





382

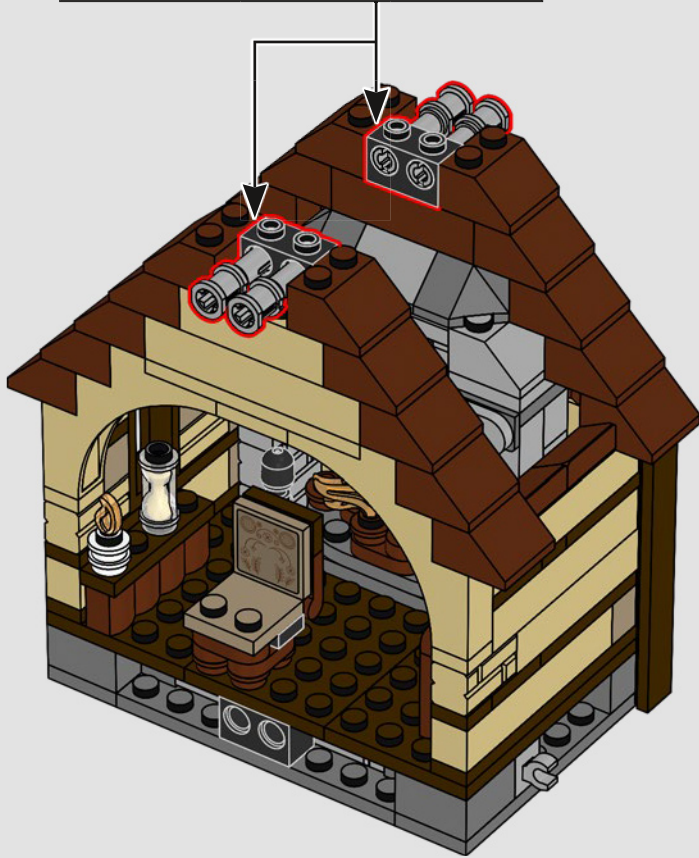
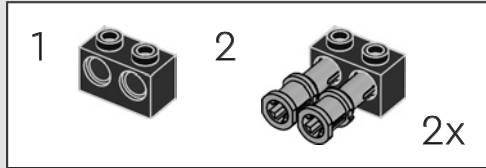


383

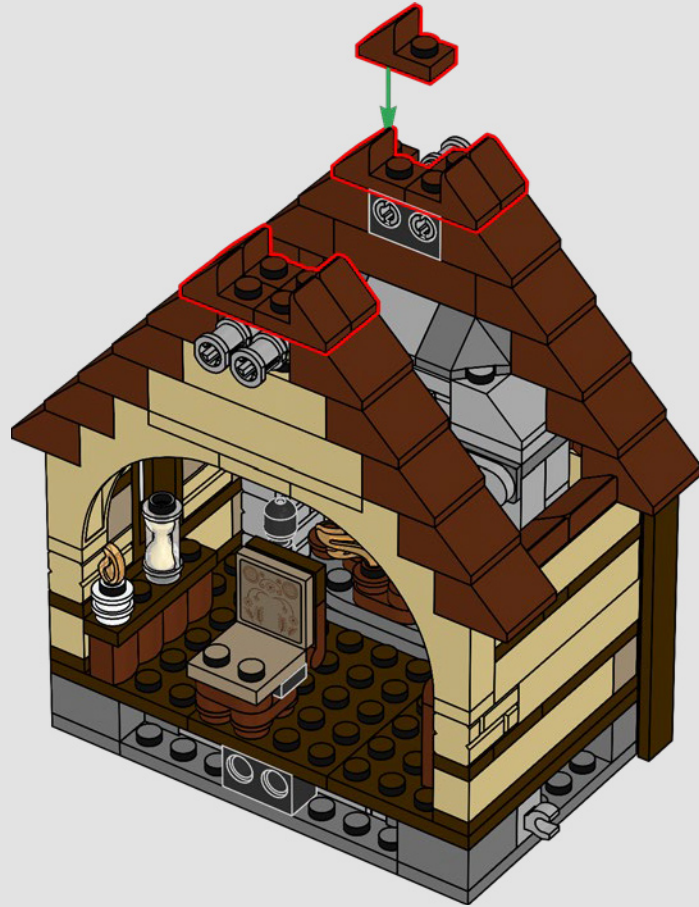



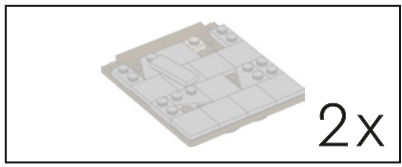


384

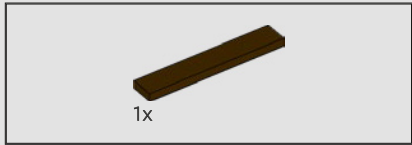
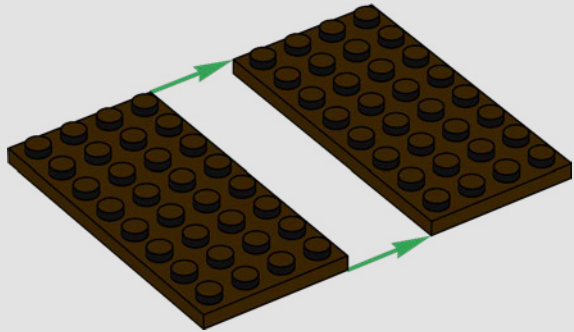


385

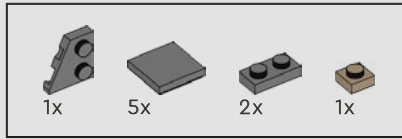
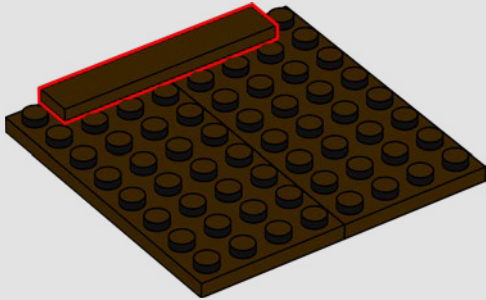




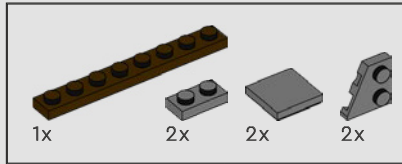
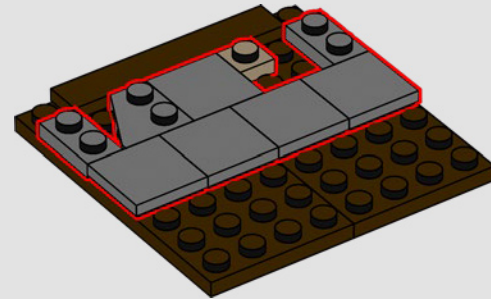
386



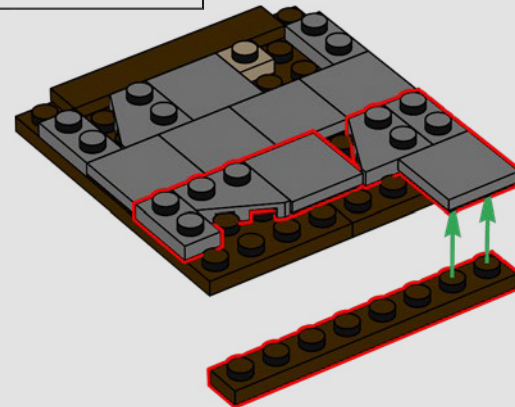
387

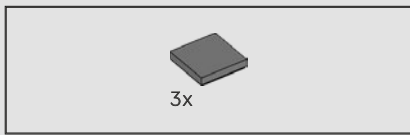


388

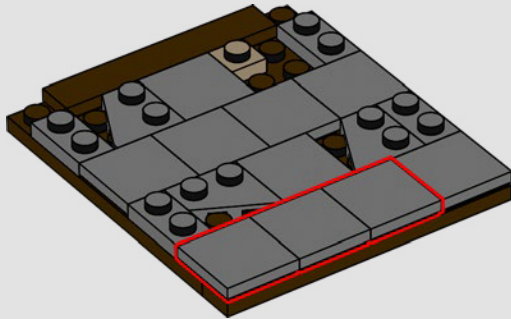


389

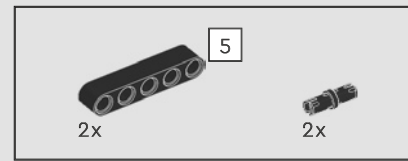
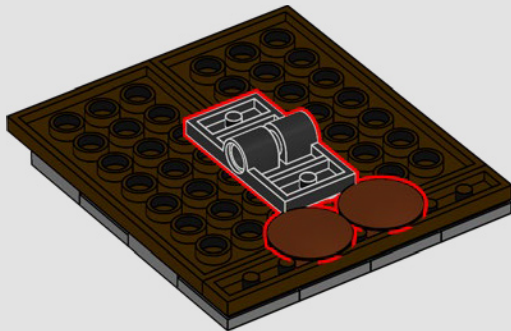




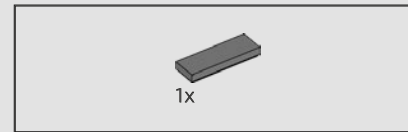
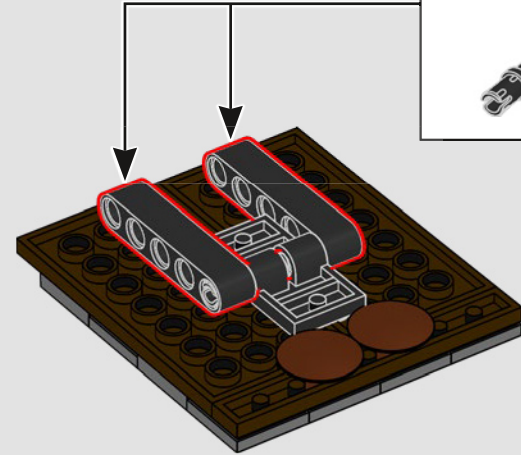
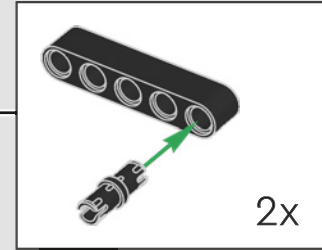
390



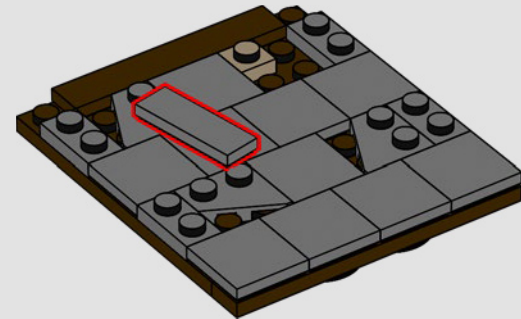
391



392



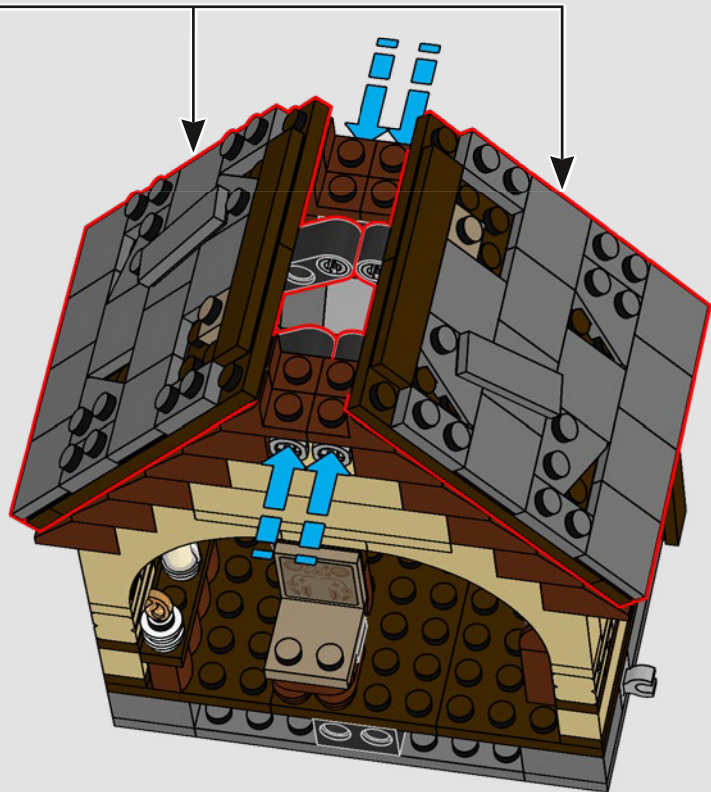
393



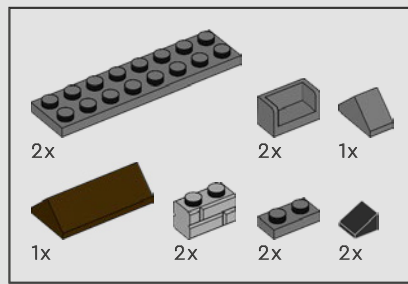
2x



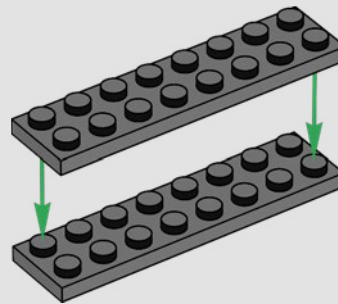
394



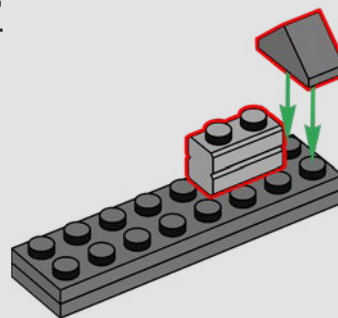
395



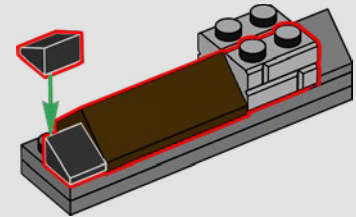
1



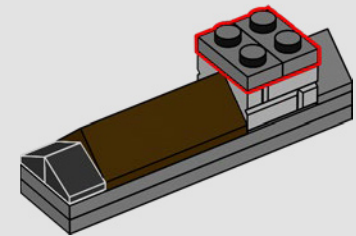
2



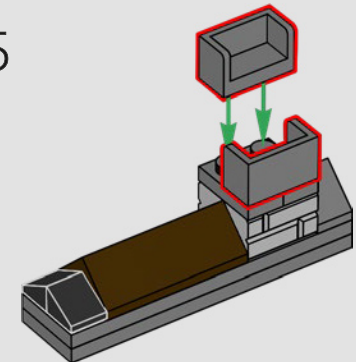
3

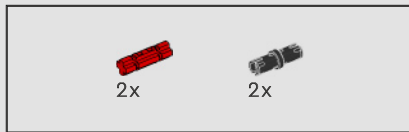


4

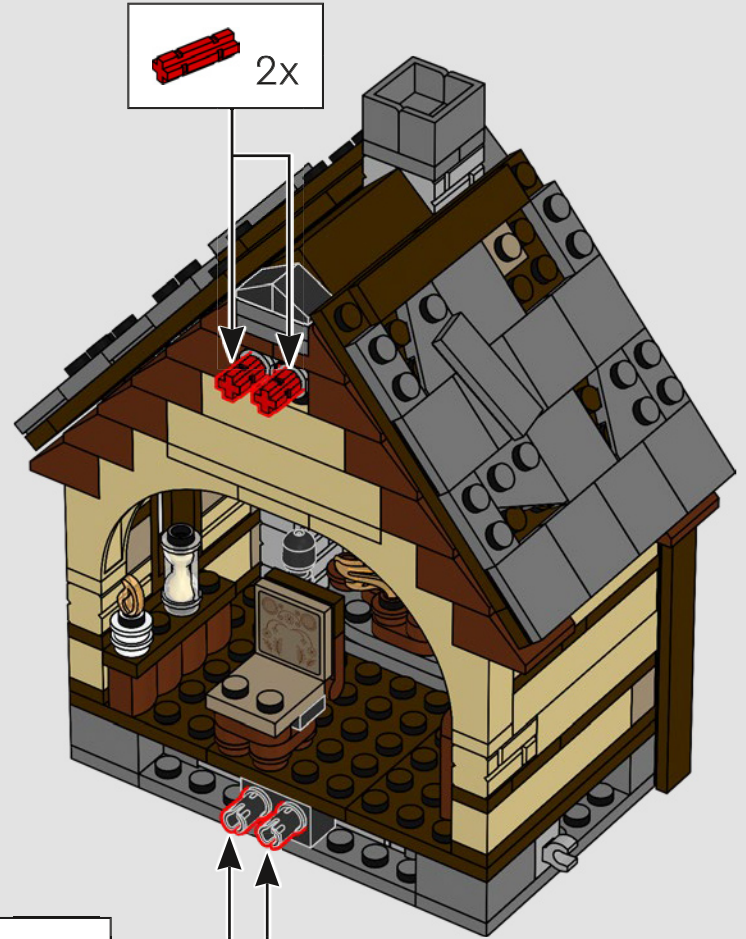
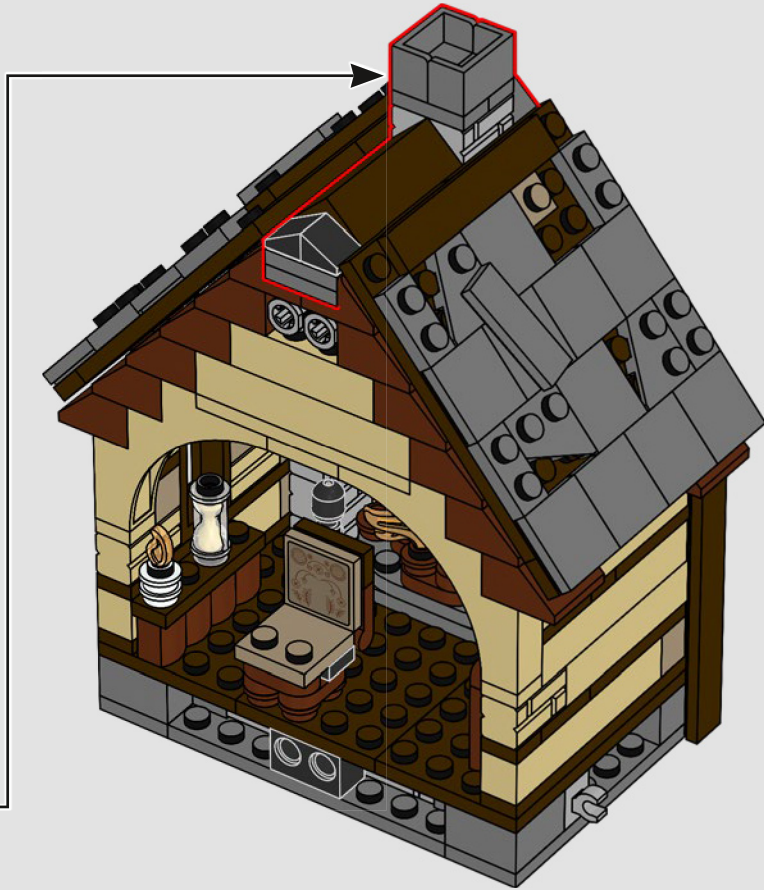


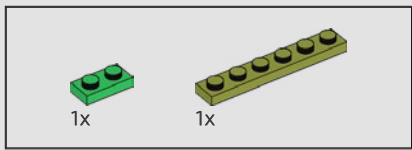
5



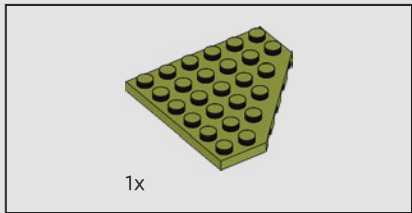
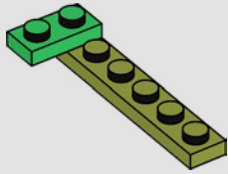


396

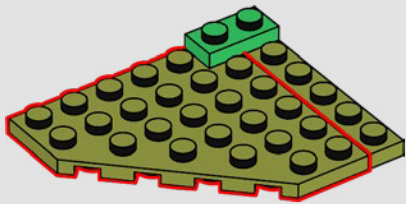




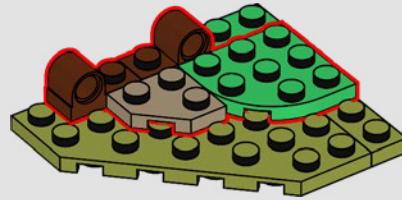
397



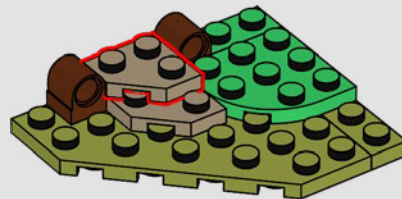
398



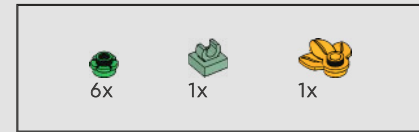
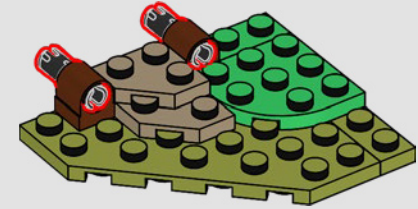
399



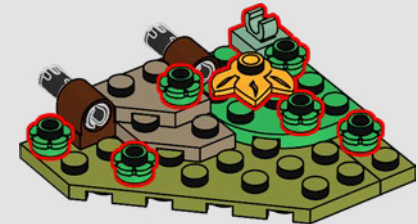
400




401


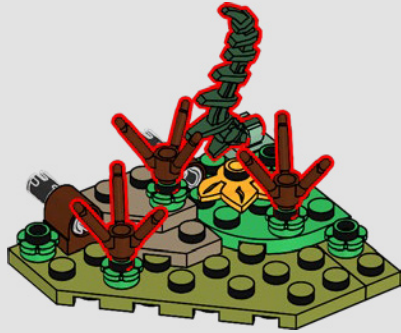


402





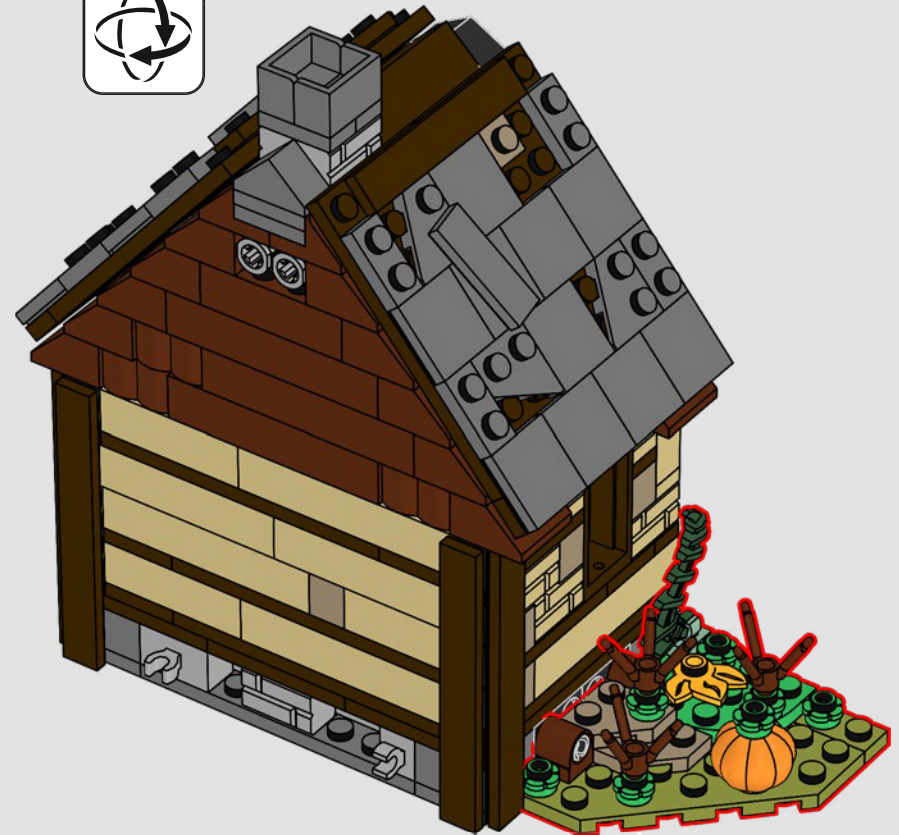
403



404

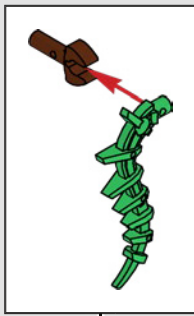


405






406



407






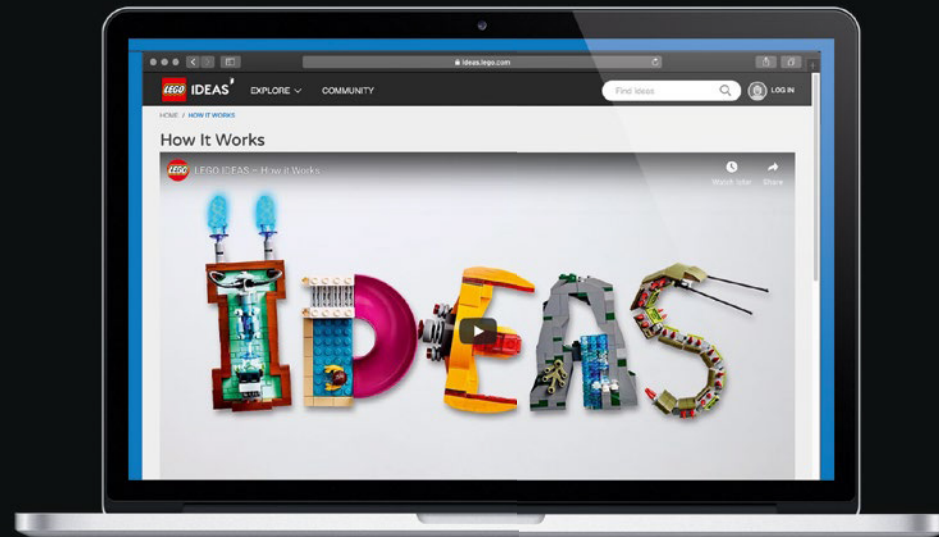


IDEAS

GATHER SUPPORT
OBTENEZ DE L'APPUI
OBTÉN APOYOS




SHARE YOUR IDEA
PARTAGEZ VOTRE IDÉE
COMPARTÉ TU IDEA



NEW LEGO® PRODUCT
NOUVEAU PRODUIT LEGO®
NUEVO PRODUCTO LEGO®

LEGO® REVIEW
EXAMEN LEGO®
REVISIÓN DE LEGO®



ideas.LEGO.com



EN

Important information about batteries

Never use different types of batteries together, or a combination of old and new batteries. Always remove the batteries if the product is not to be used for a long time or if the batteries have run down. Never use damaged batteries. Only use alkaline type batteries. Insert the batteries so that the poles are correctly positioned. Never attempt to recharge non-rechargeable batteries. Never short-circuit the battery holder.

DE

Wichtige Informationen zu Batterien

Benutzen Sie niemals unterschiedliche Arten von Batterien oder alte und neue gleichzeitig. Nehmen Sie stets die Batterien heraus, wenn mit dem Modell längere Zeit nicht gespielt wird oder wenn die Batterien leer sind. Verwenden Sie niemals beschädigte Batterien. Verwenden Sie ausschließlich Alkali-Batterien. Achten Sie beim Einsetzen der Batterien auf die richtige Polung. Versuchen Sie unter keinen Umständen, „normale“ Batterien wieder aufzuladen. Schließen Sie das Batteriefach niemals kurz.

FR

Informations importantes concernant les piles

Ne jamais utiliser un mélange de différents types de piles, ou de piles neuves et de piles anciennes ou déjà utilisées. Toujours retirer les piles si le produit n'est pas utilisé durant une période prolongée ou si les piles sont vides. Ne jamais utiliser de piles endommagées. N'utiliser que des piles alcalines. En insérant les piles, respecter scrupuleusement le sens d'orientation des pôles (+/-). Ne jamais essayer de recharger des piles non rechargeables. Ne jamais court-circuiter le compartiment des piles.

IT

Importanti informazioni sulle batterie

Non usare mai contemporaneamente batterie di tipo diverso o batterie nuove e usate insieme. Rimuovere sempre le batterie qualora il prodotto non venga utilizzato per periodi prolungati, oppure se le batterie sono esauste. Non utilizzare mai batterie danneggiate. Utilizzare solo batterie di tipo alcalino. Inserire le batterie avendo cura che la loro polarità sia corretta. Non tentare mai di ricaricare batterie non ricaricabili. Non cortocircuitare mai il portabatterie.

NL

Belangrijke informatie over batterijen

Gebruik nooit verschillende soorten of een combinatie van oude en nieuwe batterijen tegelijkertijd. Verwijder de batterijen altijd als je het product lange tijd niet wilt gebruiken of als batterijen leeg zijn. Gebruik nooit beschadigde batterijen. Gebruik alleen alkalinebatterijen. Plaats de batterijen met de polen in de juiste richting. Probeer nooit niet-oplaadbare batterijen opnieuw op te laden. Laat de batterijhouder nooit kortsluiten.

ES

Información importante acerca de las pilas

No use pilas de diferentes tipos ni pilas nuevas y antiguas para alimentar el producto. Extraiga las pilas del producto si este va a permanecer sin uso durante un período prolongado de tiempo o aquellas se han agotado. No use pilas dañadas. Use solo pilas alcalinas. Inserte las pilas de modo que los polos queden situados en las posiciones correctas. No trate de cargar pilas no recargables. No cortocircuite el compartimento de las pilas.

DA

Vigtige oplysninger om batterier

Brug aldrig forskellige batterityper sammen eller en kombination af gamle og nye batterier. Fjern altid batterierne, hvis produktet ikke skal bruges i lang tid, eller hvis batterierne er flade. Brug aldrig beskadigede batterier. Brug kun alkaliske batterier. Sæt batterierne i, så polerne vender den rigtige vej. Forsøg aldrig at oplade ikke-genopladelige batterier. Kortslut aldrig batteriholderen.

IS

Mikilvægar upplýsingar um rafhlöður

Aldrei skal nota mismunandi gerðir rafhlaðna samtímis, né nýjar og eldri rafhlöður samtímis. Ef ekki á að nota tækið í lengri tíma eða ef rafhlöðurnar eru orðnar tómar skal fjarlægja rafhlöðurnar. Aldrei skal nota rafhlöður sem hafa skemmt. Eingöngu má nota alkaline-rafhlöður. Setja skal rafhlöðurnar í þannig að plús- og mínusskaut þeirra snúi rétt. Aldrei skal reyna að endurhlaða rafhlöður sem ekki eru endurhlaðanlegar. Aldrei ætti að valda skammhlaupi í rafhlöðuhólfinu.

FI

Tärkeää tietoa paristoista

Älä koskaan käytä erityyppisiä paristoja yhdessä. Älä myöskään käytä samassa laitteessa sekä vanhoja että uusia paristoja. Poista paristot tuotteesta aina, kun se on pitemmän aikaa käyttämättä, tai kun paristot ovat tyhjentyneet. Älä koskaan käytä viallisia paristoja. Käytä vain alkaliparistoja. Aseta paristot siten, että navat osoittavat oikeaan suuntaan. Älä koskaan aiheuta oikosulkuja pariston kosketinten välillä.

SV

Viktig information om batterier

Använd aldrig olika sorters batterier samtidigt, och inte heller en kombination av gamla och nya batterier. Ta alltid ur batterierna om produkten inte ska användas under en längre tid eller om batterierna är slut. Använd aldrig skadade batterier. Använd endast alkaliska batterier. Sätt i batterierna så att polerna hamnar i rätt läge. Försök aldrig ladda icke-laddningsbara batterier. Kortslut aldrig batteriutrymmets kontaktytor.

NO

Viktig informasjon om batterier

Bruk aldri ulike typer batterier sammen og heller aldri gamle og nye batterier sammen. Ta alltid ut batteriene hvis produktet ikke skal brukes på lang tid, eller hvis batteriene er brukt opp. Bruk aldri skadde batterier. Bruk bare alkaliske batterier. Sett inn batteriene med polene vendt riktig vei. Forsøk aldri å lade opp ikke-oppladbare batterier. Kortslett aldri batteriholderen.

PT

Informação importante sobre as pilhas

Nunca use diferentes tipos de pilhas em simultâneo, ou uma combinação de pilhas usadas e novas. Retire sempre as pilhas se o produto não for usado durante muito tempo ou se as pilhas já não tiverem carga. Nunca use pilhas danificadas. Use apenas pilhas alcalinas. Insira as pilhas de forma a que os polos fiquem corretamente posicionados. Nunca tente recarregar pilhas não recarregáveis. Nunca deixe o compartimento das pilhas entrar em curto-circuito.

EL

Σημαντικές πληροφορίες για τις μπαταρίες

Μην χρησιμοποιείτε ποτέ διαφορετικούς τύπους μπαταριών μαζί και μην συνδυάζετε παλιές και καινούργιες μπαταρίες. Αφαιρείτε πάντα τις μπαταρίες αν δεν σκοπεύετε να χρησιμοποιήσετε το προϊόν για αρκετό καιρό ή αν οι μπαταρίες έχουν αδειάσει. Ποτέ μην χρησιμοποιείτε μπαταρίες που έχουν φθορές. Χρησιμοποιείτε μόνο αλκαλικές μπαταρίες. Τοποθετήστε τις μπαταρίες με τους πόλους στη σωστή θέση. Μην επιχειρήσετε ποτέ να επαναφορτίσετε μη επαναφορτιζόμενες μπαταρίες. Ποτέ μην βραχυκυκλώνετε τη θήκη των μπαταριών.

JA

電池取扱いに関する重要事項

異なるタイプの電池や古い電池を混ぜて使用しないでください。商品を長時間使用しないときや電池が切れたときは、電池を必ず取り外してください。不具合のある電池は絶対に使用しないでください。アルカリタイプの電池のみを使用してください。電極を確認して電池を正しい向きに入れてください。充電式ではない電池は絶対に充電しないでください。電池ホルダーをショートさせないでください。

ZH

電池使用注意事項

请勿同时使用不同类型的电池，或把新旧程度不同的电池混合使用。如果产品将有很长时间不会使用，或者电池已经没电，请注意取出电池。切勿使用已破损的电池。仅可使用碱性电池。装入电池时请注意正负极。请勿尝试给非充电电池充电。切勿对电池仓进行短路连接。

KO

배터리 사용 시 주의사항

다른 종류의 배터리를 함께 사용하거나, 새 전지와 오래된 전지를 혼용하지 마세요. 배터리가 방전되었거나 장기간 제품을 작동하지 않을 때에는 반드시 배터리를 분리하세요. 파손된 배터리는 사용하지 마세요. 알칼라인 타입의 배터리만을 사용하세요. 양극과 음극의 위치를 잘 맞춰서 넣으세요. 일반 배터리는 충전해서 사용할 수 없습니다. 배터리 홀더의 접촉부에 배터리를 정확히 끼워서 사용하세요.

RU

Необходимая информация об элементах питания

Ни в коем случае не используйте одновременно элементы питания различных типов, а также элементы питания с разным сроком годности. В обязательном порядке вынимайте элементы питания из терминалов в случае, если вы не пользуетесь прибором в течение долгого времени, либо в случае, если в элементах питания закончился заряд. Ни в коем случае не используйте поврежденные элементы питания. Используйте только элементы питания щелочного типа. Установите элементы питания, соблюдая указанную полярность. Ни в коем случае не пытайтесь подзаряжать непerezаряжаемые элементы питания. Ни в коем случае не пытайтесь замкнуть полюса в устройстве для элементов питания.

PL

Ważne informacje dotyczące baterii

Nigdy nie należy stosować razem różnych rodzajów baterii ani stosować równocześnie starych i nowych baterii. Jeżeli produkt nie jest używany przez dłuższy czas lub jeżeli baterie się wyczerpały, należy wyjąć baterie. Nigdy nie należy stosować uszkodzonych baterii. Należy używać wyłącznie baterii alkalicznych. Przy wkładaniu baterii należy zwrócić uwagę na właściwe położenie biegunów. Nigdy nie należy próbować ładowania baterii jednorazowych. Nigdy nie należy doprowadzać do zwarcia w gnieździe baterii.

CZ

Důležitá informace o bateriích

Nikdy nepoužívejte najednou různé typy baterií nebo kombinaci starých a nových baterií. Nebude-li se výrobek delší dobu používat nebo jsou-li baterie vybité, vždy je vyjměte z výrobku. Nikdy nepoužívejte poškozené baterie. Používejte pouze alkalické baterie. Baterie instalujte se správnou orientací pólů. Nikdy se nesnažte nabíjet baterie, které nejsou nabíjetelné. Nikdy nezkratujte kontakty v prostoru pro baterie.

SK

Dôležitá informácia o batériách

Nikdy nepoužívajte naraz odlišné typy batérií ani nekombinujte staré batérie s novými. Batérie vždy vyberte, ak sa výrobok nebude dlhšie používať, alebo ak sa batérie vybili. Nikdy nepoužívajte poškodené batérie. Používajte iba alkalické batérie. Batérie vkladajte so správnou orientáciou pólov. Nikdy sa nesnažte nabíjať batérie, ktoré nie sú nabíjateľné. Nikdy neskratuje kontakty v priestore pre batérie.

HU

Fontos tudnivalók az elemekről

Soha ne használjon különböző típusú elemeket, illetve ne használjon vegyesen új és használt elemeket. Mindig távolítsa el az elemeket, ha a készüléket előre láthatóan hosszabb ideig nem fogják használni, vagy ha az elemek lemerültek. Soha ne használjon megrongálódott elemeket. Csak alkáli elemeket használjon! Az elemeket helyesen helyezze be, a polaritásuknak megfelelően. Soha ne próbálja meg feltölteni a nem tölthető elemeket. Soha ne hozzon létre rövidzárlatot az elemtartó kivezetésain.

UA

Необхідна інформація про батарейки

Ніколи не використовуйте одночасно батарейки різних типів або батарейки з різним терміном придатності. Обов'язково вилучайте батарейки з приладу, якщо довго не користуєтесь ним, або якщо в батарейках уже скінчився заряд. Ніколи не використовуйте пошкоджені батарейки. Використовуйте лише лужні батарейки. Вставляйте батарейки, враховуючи задану полярність. У будь-якому випадку не намагайтеся підзарядити батарейки, що не підлягають підзарядці. У будь-якому випадку не намагайтеся зробити коротке замикання в приладі для батарей.

HR

Važne obavijesti o bateriji

Nikada nemoj koristiti različite vrste baterija zajedno, isto tako ni kombinaciju starih i novih baterija. Uvijek izvadi baterije ako dugo nećeš koristiti proizvod ili ako su one potrošene. Nikada nemoj koristiti oštećene baterije. Upotrebļjavajte samo alkalne baterije. Umetni baterije pazeđi da dobro okreneš polove. Nikada ne pokušavaj puniti baterije koje nisu predviđene za punjenje. Nikada ne izazivaj kratki spoj u držaču baterija.

SR

Важне информације о батеријама

Никада не користите различите типове батерија заједно нити комбинацију старих и нових батерија. Увек извадите батерије уколико производ нећете дуже време користити или уколико су батерије празне. Никада не користите оштећене батерије. Користите само алкалне батерије. Ставите батерије тако да су полови правилно позиционирани. Никада не покушавајте да пуните батерије које не могу да се пуне. Никада не изазивајте кратак спој у кућишту за батерије.

МК

Важни информации за батериите

Никогаш не користете различни типови батерии заедно или комбинација од стари и нови батерии. Секогаш отстранувајте ги батериите доколку не го користите производот подолго време или доколку се потрошиле. Никогаш не користете оштетени батерии. Користете само алкални батерии. Вметнете ги батериите така што точно ќе ги наместите половите. Никогаш не обидувајте се да ги полните батериите за еднократна употреба. Никогаш не предизвикувајте краток спој на држачот за батерии.

SL

Pomembne informacije o baterijah

Nikoli ne uporabljajte skupaj različnih baterij ali kombinacije starih in novih baterij. Vedno odstranite baterije, če izdelka dlje časa ne boste uporabljali ali če so iztrošene. Nikoli ne uporabljajte poškodovanih baterij. Uporabljajte le alkalne baterije. Baterije vstavite tako, da so njihovi poli pravilno obrnjeni. Nikoli ne poskušajte polniti baterij, ki niso akumulatorske. Pazite, da ležišč za baterije ne boste spravili v kratak stik.

RO

Informații importante despre baterii

Nu folosiți niciodată împreună tipuri diferite de baterii, sau o combinație de baterii vechi și noi. Îndepărtați întotdeauna bateriile dacă produsul nu este folosit timp îndelungat sau dacă bateriile s-au epuizat. Nu folosiți niciodată baterii deteriorate. Utilizați numai baterii de tip alcalin. Introduceți bateriile astfel ca polii să fie poziționați corect. Nu încercați niciodată să reîncărcați baterii nereîncărcabile.

Nu scurtcircuitați niciodată suportul bateriei.

BG

Важна информация за батериите

Никога не използвайте едновременно различни типове батери или комбинация от стари и нови батерии. Винаги изваждайте батериите, ако изделието няма да се използва продължително време или ако батериите са се изтозили. Никога не използвайте повредени батерии. Използвайте само алкални батерии. Поставяйте батериите така, че полюсите да са разположени правилно. Никога не опитвайте да зареждате батерии, които не са акумулаторни. Никога не свързвайте на късо контактите на отделението за батериите.

LV

Svarīga informācija par baterijām

Nekad vienlaikus nelietojiet dažādu tipu, kā arī vecas un jaunas baterijas. Vienmēr izņemiet baterijas, ja tās ir izlādējušās vai ja produkts ilgāku laiku netiek lietots. Nekad nelietojiet bojātas baterijas. Izmantojiet tikai sārma tipa baterijas. Ievietojot baterijas, ievērojiet pareizu polaritāti. Nekad nemēģiniet uzlādēt baterijas, kas nav uzlādējamās. Nepieļaujiet issavienojumu bateriju nodalījumā.

ET

Oluline teave patareide kohta

Ära kunagi kasuta koos erinevat tüüpi patareisid, samuti vanu ja uusi patareisid. Kui mänguasja ei kasutata pika aja jooksul, võta patarei sellest välja. Ära kunagi kasuta kahjustatud patareisid. Kasuta ainult leelispatareisid. Pane patareid mänguasja sisse nii, et pluss- ja miinusklemmi asend oleks õige. Ära kunagi proovi akulaadijaga laadida tavalisi patareisid. Patareipesa klemmide vahel ei tohi tekkida lühist.

LT

Svarbi informacija apie elementus

Vienu metu nenaudokite skirtingų elementų, taip pat su naujais elementais nenaudokite senų. Jei nenaudosite gaminio ilgąsį laiką arba jei elementai išseko, visuomet išimkite juos iš gaminio. Niekada nenaudokite pažeistų elementų. Naudokite tik šarminius elementus. Elementus dėkite atsižvelgdami į jų poliškumą. Niekada nebandykite įkrauti vienkartinį elementų. Saugokitės, kad elementų įdėkle nesukeltumėte trumpojo jungimo.

TR

Piller hakkında önemli bilgiler

Hiçbir zaman farklı tipte pilleri ya da eski pillerle yeni pilleri bir arada kullanmayın. Ürün uzun süre kullanılmayacaksa ya da piller bitmişse, pilleri ürünün içinden çıkarın. Hiçbir zaman zedelenmiş piller kullanmayın. Sadece alkalın piller kullanın. Pilleri kutupları doğru konumda olacak şekilde yerleştirin. Hiçbir zaman, sarj edilebilir olmayan pilleri sarj etmeye çalışmayın. Hiçbir zaman pil kutusuna kısa devre yaptırmayın.

AR

معلومات مهمة عن البطاريات

يحظر استخدام أنواع مختلفة من البطاريات معا أو مزيج من البطاريات القديمة و الجديدة. أحرص دائما على نزع البطاريات في حال عدم استخدام المنتج لفترة طويلة أو إذا نفذت طاقة البطاريات. تجنب استخدام البطاريات التالفة. لا تستخدم إلا البطاريات القلوية فقط. قم بتكيب البطاريات بحيث تكون الأقطاب في موضعها الصحيح. يحظر إعادة شحن البطاريات غير القابلة لإعادة الشحن. تجنب إحداث دائرة قصر في حامل البطارية.

ID


Informasi penting tentang baterai

Jangan gunakan baterai yang jenisnya berlainan, atau mencampur baterai lama dan baterai baru. Lepas baterai jika produk tidak akan digunakan untuk waktu lama atau jika baterai sudah lemah. Jangan gunakan baterai yang rusak. Gunakan hanya baterai alkali. Masukkan baterai dengan posisi kutub yang tepat. Jangan pernah coba mengisi ulang baterai biasa. Jangan pernah membuat arus pendek pada dudukan baterai.

MS

Maklumat penting tentang bateri

Jangan guna jenis bateri yang berbeza bersama-sama, atau gabungan bateri baharu dan lama. Tanggalkan bateri jika produk tidak akan digunakan untuk tempoh masa yang lama atau jika bateri telah kehabisan kuasa. Jangan guna bateri yang rosak. Guna bateri jenis alkali sahaja. Selitkan bateri supaya paksi berada pada kedudukan yang betul. Jangan cuba untuk mengecas semula bateri yang tidak boleh dicalaskan semula. Jangan pintas litar pemegang bateri.



1:1
2x LR 41 1.5V



EN
WARNING: This product contains a Button or Coin Cell Battery.
A swallowed Button or Coin Cell battery can cause internal chemical burns in as little as two hours and lead to death. Dispose of used batteries immediately. Keep new and used batteries away from children. If you think batteries might have been swallowed or placed inside any part of the body, seek immediate medical attention.

DE
ACHTUNG: Dieses Produkt enthält eine Knopfzellenbatterie.
Eine verschluckte Knopfzellenbatterie kann innere chemische Verbrennungen verursachen und in weniger als zwei Stunden zum Tod führen. Entsorge umgehend gebrauchte Batterien. Halte neue und gebrauchte Batterien von Kindern fern. Wenn du glaubst, dass Batterien verschluckt wurden oder sich in einem Körperteil befinden, hole umgehend medizinische Hilfe.

FR
AVERTISSEMENT : Ce produit contient une pile bouton.
L'ingestion d'une pile bouton peut provoquer des brûlures chimiques internes en seulement deux heures et provoquer la mort. Jeter immédiatement les piles usagées. Conserver les piles neuves et usagées hors de portée des enfants. Si vous suspectez l'ingestion d'une pile ou sa présence où que ce soit à l'intérieur du corps, consultez immédiatement un médecin.

IT
ATTENZIONE: questo prodotto contiene una batteria a bottone.
Se inghiottita, una batteria a bottone può causare ustioni chimiche interne in sole due ore, con possibile morte. Smaltire immediatamente le batterie usate. Tenere le batterie nuove e usate lontano dai bambini. Se si pensa che una batteria sia stata inghiottita o inserita in una parte del corpo, rivolgersi immediatamente a un medico.

NL
WAARSCHUWING: dit product bevat een knoopcelbatterij.
Als een knoopcelbatterij wordt ingeslikt, kan deze binnen twee uur chemische brandwonden veroorzaken in het lichaam. Het inslikken van een dergelijke batterij kan zelfs leiden tot overlijden. Gooi gebruikte batterijen onmiddellijk weg. Bewaar nieuwe en gebruikte batterijen buiten bereik van kinderen. Als je denkt dat een kind batterijen heeft ingeslikt of ze in een lichaamsopening heeft gestopt, raadpleeg je direct een arts.

ES
ADVERTENCIA: Este producto contiene una pila de botón.
Ingerir una pila de botón puede dar lugar a quemaduras químicas internas en tan sólo dos horas y provocar la muerte. Las pilas usadas deben desecharse inmediatamente. Mantenga las pilas nuevas y usadas fuera del alcance de los niños. Si sospecha de la ingestión o la introducción de pilas en cualquier parte del cuerpo, busque atención médica inmediatamente.

DA
ADVARSEL: Dette produkt indeholder et knap- eller møntcellebatteri.
Hvis et knap- eller møntcellebatteri sluges, kan det forårsage indvendige ætsninger på blot to timer og medføre døden. Bortskaf brugte batterier omgående. Hold både nye og brugte batterier uden for børns rækkevidde. Hvis du har mistanke om, at batterierne kan være blevet slugt eller kommet ind i nogen del af kroppen, skal du omgående søge lægehjælp.

IS
VIÐVÖRUN: Þessi vara inniheldur hnapparafhlöðu eða flata rafhlöðu.
Ef hnapparafhlaða eða flöt rafhlaða er gleypt getur hún valdið innvortis efnabruna á innan við tveimur klukkustundum og leitt til dauða. Fargaðu notuðum rafhlöðum tafarlaust. Geymdu nýjar og notaðar rafhlöður þar sem börn ná ekki til. Ef þú telur að rafhlöður hafi verið gleyptar eða á annan hátt komist inn í einhverjum hluta líkamans skaltu tafarlaust leita lækniástoðar.

FI
VAROITUS: Tämä tuote sisältää pienen tai isokokaisen nappipariston.
Nieltynä pieni tai isokokoinen nappiparisto voi aiheuttaa sisäisiä kemiallisia palovammoja jo kahden tunnin kuluessa ja johtaa kuolemaan. Käytetyt paristot on toimitettava heti keräyspisteeseen. Pidä uudet ja käytetyt paristot poissa lasten ulottuvilta. Jos epäilet jonkun nieläisseen pariston tai laittaneensa pariston kehoonsa, vie hänet välittömästi lääkäriin.

SV
VARNING: Denna produkt innehåller ett knapp- eller myntcells batteri.
Förtäring av ett knapp- eller myntcells batteri kan orsaka inre kemiska brännskador på så kort tid som två timmar och leda till döden. Kasserat förbrukade batterier omedelbart. Förvara nya och använda batterier utom räckhåll för barn. Om du tror att batterierna kan ha svalts eller placerats inuti någon del av kroppen, sök omedelbart läkarvård.

NO
ADVARSEL: Dette produktet inneholder et knapp- eller myntcellebatteri.
Ved svelging kan knapp- eller myntcellebatterier gi kjemisk brannskade innvendig på bare to timer og føre til død. Brukte batterier skal avhendes øyeblikkelig. Nye og brukte batterier skal oppbevares utilgjengelig for barn. Hvis du tror at batterier har blitt svelget eller puttet inn andre steder i kroppen, må du kontakte lege øyeblikkelig.

PT
AVISO: Este produto contém uma pilha tipo botão ou moeda.
Uma pilha tipo botão ou moeda que tenha sido engolida pode provocar queimaduras químicas internas em menos de duas horas e levar à morte. Elimine as pilhas usadas imediatamente. Mantenha as pilhas novas e usadas fora do alcance das crianças. Se pensa que as pilhas podem ter sido engolidas ou colocadas no interior de alguma parte do corpo, procure de imediato assistência médica.

EL
ΠΡΟΕΙΔΟΠΟΙΗΣΗ: Αυτό το προϊόν περιέχει μία Στρογγυλή Μπαταρία Μεγέθους Κουμπιού ή Κέρματος.
Η κατάποση μιας Στρογγυλής Μπαταρίας Μεγέθους Κουμπιού ή Κέρματος μπορεί να προκαλέσει εσωτερικά χημικά εγκαύματα σε μόλις δύο ώρες και να οδηγήσει σε θάνατο. Πετάξτε αμέσως τις χρησιμοποιημένες μπαταρίες. Κρατήστε τις καινούργιες και τις χρησιμοποιημένες μπαταρίες μακριά από τα παιδιά. Εάν νομίζετε ότι κάποια μπαταρία έχει καταποθεί ή τοποθετηθεί εντός οποιουδήποτε μέρους του σώματος, ζητήστε αμέσως ιατρική βοήθεια.

JA
警告：本製品には、ボタン型またはコイン型の電池が使用されています。
ボタン型またはコイン型電池は誤飲すると2時間以内に体内で科学火傷を起こし、死に至る恐れがあります。使用済みの電池は直ちに廃棄してください。新しい電池および使用済み電池は、どちらもお子様の手の届かないところに保管してください。電池を誤飲した恐れがある、または電池が身体のとこかに入った恐れがある場合は、直ちに医師の診察を受けてください。



ZH

警告: 本品内含一颗纽扣电池。

吞咽的纽扣电池仅在两小时内就会引起体内化学灼伤并导致死亡! 请立即处理使用过的电池。请将新、旧电池放置到儿童接触不到的地方。如果电池被不慎吞下, 或被置入身体的任何一个部位, 请立即就医!

KO

경고: 이 제품에는 버튼 또는 코인 셀 배터리가 포함되어 있습니다.

코인 셀 배터리를 삼킬 경우, 빠르면 2시간 이내에 체내에서 화학적 화상이 일어나고 심하면 사망에 이를 수 있습니다. 다 쓴 배터리는 즉시 폐기하십시오. 배터리를 어린이의 손에 닿지 않는 곳에 보관하십시오. 배터리를 삼켰거나 신체 어느 부위에든 들어간 것으로 판단될 경우, 즉각 의사의 도움을 구하십시오.

RU

ПРЕДОСТЕРЕЖЕНИЕ. Эта игрушка работает от батарейки таблеточного или кнопочного типа.

Проглатывание батарейки таблеточного или кнопочного типа может (в течение двух часов) вызвать химические ожоги внутренних органов и привести к летальному исходу. Своевременно утилизируйте использованные батарейки. Храните новые и использованные батарейки в местах, недоступных для детей. Если у вас есть основания полагать, что ребенок проглотил батарейку или она попала внутрь какой-либо части его тела, немедленно обратитесь за медицинской помощью.

PL

OSTRZEŻENIE: w tym produkcie znajduje się płaska okrągła bateria. Połknięcie takiej baterii może spowodować chemiczne oparzenia wewnętrzne już po dwóch godzinach, a także doprowadzić do śmierci. Gdy bateria się zużyje, należy ją natychmiast zutylizować. Nowe i używane baterie należy przechowywać z dala od dzieci. W przypadku stwierdzenia, że baterie mogły zostać połknięte lub inaczej trafić do organizmu, należy natychmiast poszukać pomocy lekarskiej.

CZ

VAROVÁNÍ: Tento výrobek obsahuje knoflíkovou nebo mincovou baterii. Spolknutí knoflíkové nebo mincové baterie může během pouhých 2 hodin způsobit vnitřní poleptání sliznice a v některých případech mít za následek smrt. Použité baterie ihned vyjměte a zlikvidujte. Nové i použité baterie uchovávejte mimo dosah dětí. V případě spolknutí či uviznutí baterie v některé části těla okamžitě vyhledejte lékařskou pomoc.

SK

UPOZORNENIE: Tento produkt obsahuje gombíkovú alebo mincovú batériu. Prehltnutie gombíkovej alebo mincovej batérie môže spôsobiť vnútorné chemické popáleniny už do dvoch hodín a viesť k úmrtiu. Použité batérie ihneď vyhod'te. Nové aj použité batérie uchovávejte mimo dosahu detí. Ak si myslíte, že mohlo dôjsť k prehltnutiu batérie alebo sa batéria mohla dostať do vnútra ktorejkoľvek časti tela, okamžite vyhľadajte lekársku pomoc.

HU

FIGYELMEZTETÉS: Ez a termék gombelemet illetve lapos gombelemet tartalmaz!

A lenyelt gombelem vagy lapos gombelem akár két óra alatt is belső vegyi sérüléseket okozhat, ami halálhoz vezethet. Az elhasznált elemeket azonnal dobja ki! Az új és a használt elemeket ne adja gyermeknek kezébe! Ha úgy gondolja, hogy valaki lenyelt egy elemet, vagy bekerült valakinek valamely testrészébe, akkor azonnal kérjen orvosi segítséget!

UA

ОБЕРЕЖНО. Продукт містить мініатюрну батарейку типу «таблетка». Якщо проковтнути мініатюрну батарейку, вона може спричинити внутрішні хімічні опіки протягом двох годин і призвести до смерті. Негайно утилізуйте використані батарейки. Зберігайте нові та використані батарейки недосяжними для дітей. Якщо вам здається, що дитина проковтнула батарейку чи вона опинилася в будь-якій частині тіла дитини, негайно зверніться до лікаря.

HR

UPOZORENJE: Ovaj proizvod sadrži gumbastu bateriju ili bateriju oblika kovanice.

Ako se gumbasta baterija ili baterija oblika kovanice proguta, za samo dva sata može uzrokovati unutarnje kemijske opekline i izazvati smrt. Iskorištene baterije odmah odložite u otpad. Čuvajte nove i stare baterije dalje od djece. Ako mislite da je baterija progutana ili je dospjela u bilo koji dijel tijela, odmah zatražite liječničku pomoć.

SR

УПОЗОРЕЊЕ: Овај производ садржи дугмасту батерију.

Прогутања дугмаста батерија може да доведе до интерних хемијских опекотина већ за два сата и доводи до смрти. Одмах одложите искоришћене батерије у отпад. Чувајте нове и искоришћене батерије ван домаћаја дече. Ако мислите да је дошло до гутања батерија или стављања у било који део тела, одмах потражите помоћ лекара.

МК

ПРЕДУПРЕДУВАЊЕ: Овој производ садржи батерија тип копче или тип монета.

Проголтувањето на батерија тип копче или тип монета може да предизвика внатрешно хемиско горење во рок од два часа и да доведе до смрт. Исфрлете ги веднаш искористените батерији. Држете ги новите и користените батерији подалеку од деца. Ако мислите дека е можно батериите да се проглотани или поставени во кој било дел на телото, веднаш побарајте медицинска помош.

SL

OPAZORILLO: Ta izdelek vsebuje gumbasto baterijo.

Če oseba požre gumbasto baterijo, lahko to povzroči kemične opekline notranjih organov že v dveh urah po zaužitju. Tovrstne poškodbe lahko vodijo v smrt. Iztrošene baterije takoj zavržite. Pazite, da nove ali iztrošene baterije ne bodo v dosegu otrok. Če menite, da je oseba zaužila baterijo ali si jo vstavila v kateri koli del telesa, takoj poiščite zdravniško pomoč.

RO

AVERTIZARE: Acest produs conține o baterie de tip pastilă.

Înghițirea unei baterii de tip pastilă poate cauza arsuri chimice interne în doar două ore, ducând la deces. Debarasați-vă imediat de bateriile uzate. Nu lăsați bateriile noi și uzate la îndemâna copiilor. Dacă credeți că bateriile ar fi putut fi înghițite sau ar fi putut ajunge în interiorul oricărei părți a corpului, solicitați imediat asistență medicală.

BG

ПРЕДУПРЕЖДЕНИЕ: Този продукт съдържа батерия тип „копче“ или „монета“.

При поглъщане батериите тип „копче“ или „монета“ могат да предизвикат вътрешни химически изгаряния в рамките на по-малко от два часа и да доведат до смърт. Незабавно изхвърляйте използваните батерији. Дръжте новите и стари батерији далеч от деца. Ако смятате, че е възможно батериите да са били поглънати или да са попаднали където и да е вътре в тялото, потърсете незабавно медицинска помощ.



LV
BRĪDINĀJUMS. Šim produktam ir pogas jeb monētas tipa akumulators.
Ja pogas jeb monētas tipa akumulators tiek norīts, tas jau divu stundu laikā var izraisīt iekšējus ķīmiskus apdegumus un izraisīt nāvi. Nekavējoties izlietotos akumulatorus. Jaunus un lietotus akumulatorus glabājiet bērniem nepieejamā vietā. Ja uzskatāt, ka akumulators varētu būt norīts vai ievietots kādā ķermeņa daļā, nekavējoties vērsieties pēc medicīniskās palīdzības.

ET
HOIATUS! See toode sisaldab nõõp- või müntpatareid.
Alla neelatud nõõp- või müntpatarei võib tekitada sisemisi keemilisi põletusi kõigest kahe tunniga ning põhjustada surma. Kõrvaldage kasutatud patareid viivitamatult. Hoidke uusi ja kasutatud patareisid lastele kättesaamatus kohas. Kui arvate, et keegi on patareid alla neelanud või need on sattunud mõnda kehaosasse, pöörduge kohe arsti poole.

LT
ĮSPĖJIMAS. Šiame gaminyje yra sagos arba monetos formos baterija.
Praryta sagos arba monetos formos baterija gali sukelti vidinius cheminius nudeginimus greičiau nei per dvi valandas ir galiausiai sukelti mirtį.
Panaudotas baterijas nedelsiant utilizuokite. Naujas ir panaudotas baterijas laikykite atokiau nuo vaikų. Jei manote, kad vaikas galėjo praryti arba įsprausti bateriją sau į kūną, nedelsdami kreipkitės medicininės pagalbos.

TR
UYARI: Bu ürün bir düğme pil içerir.
Yutulmuş düğme pil, iki saat gibi kısa bir sürede iç kimyasal yanıklara neden olabilir ve ölüme yol açabilir. Kullanılmış pilleri derhal atın. Yeni ve kullanılmıř pilleri çocuklardan uzak tutun. Pillerin yutulmuř ya da vücudun bařka bir yerine sokulmuř olabileceđini dűřünüyorsanız derhal doktora bařvurun.

AR
تحذير: يحتوي هذا المنتج على بطارية خلايا قرضية أو بطارية خلايا على شكل عملة. قد يؤدي ابتلاع بطارية خلايا قرضية أو بطارية خلايا على شكل عملة إلى حدوث حروق كيميائية داخلية خلال فترة قصيرة لا تتجاوز ساعتين وقد يؤدي إلى الوفاة. يرجى التخلص من البطاريات المستعملة على الفور. مع الاحتفاظ بالبطاريات الجديدة والمستعملة بعيداً عن متناول الأطفال. إذا كنت تعتقد أن البطاريات تم ابتلاعها أو إدخالها إلى أي جزء من أجزاء الجسم، فاطلب المساعدة الطبية على الفور.

ID
PERINGATAN: Produk ini berisi Baterai Sel Kancing.
Baterai Sel Kancing yang tertelan dapat mengakibatkan Luka bakar kimiawi dalam tubuh minimal setelah dua jam dan dapat mengakibatkan kematian. Segera buang baterai yang sudah tidak digunakan. Jauhkan baterai baru maupun bekas dari jangkauan anak-anak. Jika Anda curiga baterai telah tertelan atau masuk ke dalam tubuh, segeralah minta bantuan dokter.

MS
AMARAN: Produk ini mengandungi Bateri Sel Butang atau Syiling.
Tertelan bateri Sel Butang atau Syiling boleh mengakibatkan lecuran kimia dalaman dalam tempoh sekurang-kurangnya dua jam dan menyebabkan kematian. Buang bateri terpakai dengan serta-merta. Jauhkan bateri baharu dan terpakai daripada kanak-kanak. Jika anda mendapati bateri mungkin telah ditelan atau termasuk ke dalam mana-mana bahagian badan, dapatkan rawatan perubatan dengan segera.

EN Please retain the leaflet and packaging as they contain important information
DE Broschüre und Verpackung bitte aufbewahren, sie enthalten wichtige Informationen
FR Veuillez conserver le dépliant et l'emballage, car ils contiennent des informations importantes
IT Conserva l'opuscolo e la confezione in quanto contengono informazioni importanti
NL Bewaar a.u.b. de folder en verpakking: die bevatten belangrijke informatie
ES Conserve el folleto y el embalaje; contienen información importante
DA Gem hæftet og emballagen, da de indeholder vigtige oplysninger
IS Geymið bæklinginn og umbúðirnar þar sem þau innihalda mikilvæggar upplýsingar
FI Säilytä esite ja pakkaus, koska ne sisältävät tärkeää tietoa
SV Spara broschyren och förpackningen eftersom de innehåller viktig information
NO Heftet og emballasjen inneholder viktig informasjon og skal beholdes
PT Por favor guarde o folheto e a embalagem, pois contém informação importante
EL Κρατήστε το φυλλάδιο και τη συσκευασία γιατί περιέχουν σημαντικές πληροφορίες
JA 説明書とパッケージには重要な情報が含まれていますので保管しておいてください
ZH 说明书和包装均包含重要信息, 请妥善保管
KO 중요한 정보가 담겨 있으므로 리플릿과 포장을 보관해주세요
RU Пожалуйста, сохраните эту брошюру и упаковку, поскольку они содержат важную информацию
PL Prosimy zachować ulotkę i opakowanie, ponieważ zawierają one ważne informacje
CZ Ponechte si prosím leták i obal, neboť obsahují důležité informace
SK Ponechajte si prosím leták aj obal, pretože obsahujú dôležité informácie
HU Kérjük, őrizze meg a szórólapot és a csomagolást, mert fontos tudnivalókat tartalmaznak
UA Будь ласка, зберігайте вкладиш та упаковку, оскільки вони містять важливу інформацію
HR Spremite letak i ambalažu jer sadrže važne obavijesti
SR Молимо да сачувате путство и паковање јер се на њима налазе важне информације
MK Чувајте ги брошурата и амбалажата бидејќи содржат важна информација
SL Prosimo, da brošurico in embalažo shranite, saj vključujeta pomembne informacije
RO Vă rugăm să păstrați prospectul și ambalajul întrucât conțin informații importante
BG Запазете листовката и опаковката, тъй като съдържат важна информация
LV Lūdzu, saglabājiet bukletu un iepakojumu, jo uz tā ir norādīta svarīga informācija
ET Hoidke infoleht ja pakend alles, sest nendele on märgitud oluline teave
LT Išsaugokite informacinį lapelį ir pakuotę, nes ant jų pateikiama svarbi informacija
TR Önemli bilgiler içerdіđi için broşürü ve ambalajı saklayın
AR الرجاء الاحتفاظ بالبنشرة والغلاف لاحتوائهما على معلومات هامة
ID Harap simpan brosur dan kemasan ini karena berisi informasi penting
MS Sila simpan risalah dan pembungkusan kerana ia mengandungi maklumat penting

LEGO System A/S
Aastvej 1
DK-7190 Billund



EN

Protect the environment by not disposing of this product with your household waste.
Check with your local authority for recycling advice and facilities. Penalties may apply for improper disposal.

DE

Schützen Sie die Umwelt und entsorgen Sie dieses Produkt nicht mit Ihrem Hausmüll.
Informationen zu Recycling-Möglichkeiten erhalten Sie bei den örtlichen Behörden. Bei unsachgemäßer Entsorgung können Strafen verhängt werden.

FR

Protégez l'environnement : ne jetez pas ce produit avec vos autres déchets ménagers.
Contactez les autorités locales pour obtenir des informations sur le recyclage et connaître les points de collecte. Des sanctions peuvent être appliquées en cas d'élimination inappropriée.



IT

Proteggi l'ambiente! Non smaltire questo prodotto con i rifiuti domestici.
Per consulenza sul riciclaggio dei rifiuti e le strutture di riciclaggio, rivolgersi alle proprie autorità locali. Uno smaltimento improprio può comportare sanzioni.

NL

Bescherm het milieu: gooi dit product niet samen met het andere huisvuil weg.
Raadpleeg de plaatselijke instanties voor locaties van milieustations en advies over hergebruik. In geval van onjuiste verwijdering kunnen boetes worden opgelegd.

ES

Proteja el medio ambiente no deshaciéndose de este producto junto con sus residuos domésticos.
Solicite asesoramiento e información sobre instalaciones de reciclaje a las autoridades locales. La eliminación inadecuada puede ser objeto de sanciones.

DA

Beskyt miljøet! Smid ikke dette produkt ud sammen med husholdningsaffaldet.
Få vejledning om genbrug og genbrugsstationer hos din kommune. Ukorrekt bortskaffelse kan medføre bøde eller straf.

IS

Stuðlið að umhverfisvernd með því að farga þessari vöru ekki með heimilisorpi.
Leitið upplýsinga um endurvinnslu- og förgunarstaði hjá yfirvöldum á hverjum stað. Viðurlögum kann að vera beitt ef förgun er ekki með réttum hætti.

FI

Tämä tuote on hävitettävä ympäristöystävällisesti ja erillään muusta talousjätteestä.
Tietoja kierrätyksestä ja keräyspisteiden sijainnista saat paikkakuntasi teknisestä virastosta. Epäasianmukaisesta hävittämisestä saattaa aiheutua seuraamuksia.

SV

Skydda miljön genom att inte kasta denna produkt bland ditt hushållsavfall.
Kontakta din kommun för frågor om återvinning och miljöstationer. Påföljder kan tillkomma för felaktigt avyttring.

NO

Beskytt miljøet. Ikke kast dette produktet i husholdningsavfallet.
Kontakt kommunen for veiledning om gjenbruk og miljøstasjoner. Feil avfallshåndtering kan være straffbart.

PT

Proteja o ambiente não eliminando este produto com o seu lixo doméstico.
Consulte as autoridades locais para informação sobre reciclagem e sistemas de recolha. Podem ser aplicadas coimas por eliminação inadequada.

EL

Προστατέψτε το περιβάλλον. Μην πετάτε αυτό το προϊόν μαζί με τα συνηθισμένα οικιακά απορρίμματα.
Επικοινωνήστε με τις τοπικές αρχές σχετικά με συμβουλές και εγκαταστάσεις ανακύκλωσης. Ενδέχεται να επιβάλλονται κυρώσεις για ακατάλληλη διάθεση απορριμμάτων.

JA

環境保護のため、本製品は家庭ごみとは別に処分してください。
リサイクルに関する指示や施設については、お住まいの地方自治体にお問い合わせください。不適切な廃棄を行った場合、罰則が適用されることがあります。

ZH

注意保护环境，请勿将本产品与生活垃圾一起丢弃处理。
请咨询当地相关部门，了解与回收相关的设施与建议。
处理不当可能会导致处罚。

KO

환경 보호를 위해 이 제품을 생활폐기물과 함께 버리지 마십시오.
재활용 방법 및 시설에 관한 사항은 현지 관계 당국에 문의하십시오. 부적절하게 폐기할 경우 벌칙이 부과될 수 있습니다.

RU

Позаботьтесь об окружающей среде: не утилизируйте этот продукт вместе с бытовым мусором.
Узнайте в органах местного самоуправления правила вторичной переработки и утилизации таких отходов.
В случае ненадлежащей утилизации могут быть наложены штрафы.



PL

Aby chronić środowisko naturalne, nie należy wyrzucać tego produktu wraz z odpadkami z gospodarstwa domowego. W celu uzyskania wskazówek dotyczących recyklingu oraz adresów zakładów należy skontaktować się z lokalnym urzędem. Za nieprzestrzeganie zasad związanych z utylizacją odpadów grożą kary.

CZ

Nevyhazujte tento produkt do domácího odpadu, chráňte životní prostředí. Zjistěte si prosím u místních úřadů možnosti recyklace a dostupná zařízení. Nesprávná likvidace může být pokutována.

SK

Nevyhadzujte tento produkt do domáceho odpadu, chráňte životné prostredie. Zistite si na miestnych úradoch možnosti recyklácie a dostupné zariadenia. Za nesprávnu likvidáciu môžu byť uložené sankcie.

HU

Környezetét óvja, ha ettől a terméktől nem a háztartási hulladékkal együtt válik meg. Érdéklődjék a lakóhelyéhez közel eső hatóságnál az újrahasznosítás módjáról és lehetőségeiről. A nem megfelelő hulladékelhelyezésért büntetés járhat.

UA

Допоможіть захистити довкілля: не утилізуйте цей виріб разом із побутовим сміттям. Вказівки з утилізації та відомості про пункти прийому з'ясуєте в місцевих компетентних органах. У разі неналежної утилізації можуть застосовуватися штрафи.

HR

Zaštitite okoliš tako da ovaj proizvod ne odložite u otpad zajedno s kućanskim otpadom. Od lokalnih vlasti zatražite savjet ili informacije o pogonima za recikliranje. Moguća je kazna za nepropisno zbrinjavanje.

SR

Zaštitite životnu sredinu tako što nećete da odlažete ovaj proizvod sa kućnim otpadom. Raspitajte se kod lokalnog nadležnog organa o načinu reciklaže i o sabirnom centru. U slučaju nepravilnog odlaganja u otpad, mogu biti izrečene kazne.

МК

Zaštitete ja okolinata taka што нема да се ослободите од производот со домашниот отпад. Консултирајте се со локалните власти за да дознаете за советите и објектите за рециклирање. Возможно е да бидат применети казни за неправилно исфлање.

SL

Zaščitite okolje! Okolje varujte tako, da tega izdelka ne zavržete skupaj z gospodinjanskimi odpadki. Pri krajevni upravi preverite, kakšne možnosti in kateri obrati za recikliranje obstajajo v vaši okolici. Za nepravilno odlaganje odpadkov vas lahko doleti kazen.

RO

Protejați mediul înconjurător și nu vă debarașați de acest produs împreună cu deșeurile menajere. Consultați autoritățile locale pentru îndrumări și facilități de reciclare. Dezafectarea necorespunzătoare poate atrage sancțiuni.

BG

Защитете околната среда и не изхвърляйте този продукт заедно с битовите си отпадъци. Свържете се с местните власти относно съвети и съоръжения за рециклиране. Възможно е да има глоби за неправилно изхвърляне.

LV

Lai saudzētu vidi, neizmetiet šo izstrādājumu kopā ar sadzīves atkritumiem. Vērsieties vietējās varas iestādēs, lai noskaidrotu, kur un kā tas nododams pārstrādei. Par neatbilstošu likvidēšanu var tikt piemērots sods.

ET

Keskkonda saate kaitsta nii, et ei kõrvalda seda toodet koos olmejäätmetega. Nõuandeid toote taaskasutusse võtmise ja ümbertöötlemispunktide kohta saate asjaomaselt kohalikult asutuselt. Nõuetele mittevastav kasutuselt kõrvaldamine võib kaasa tuua trahvid.

LT

Saugokite aplinką: nemeskite šio produkto kartu su buitinėmis atliekomis. Atsižvelkite į savo vietos valdžios rekomendacijas dėl pakartotinio panaudojimo ir sąlygas. Už netinkamą šalinimą gali būti taikomos baudos.

TR

Bu ürünü, evsel atıklarla birlikte atmayarak çevreyi koruyun. Geri dönüşüm tavsiyeleri ve tesisler hakkında bilgi için yerel yönetimle iletişimi kurun. Uygunsuz atılması durumunda cezalar uygulanabilir.

AR



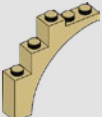








احم البيئة بعدم التخلص من هذا المنتج مع المخلفات المنزلية. استشر السلطة المحلية لديك للحصول على نصيحت بخصوص إعادة تدوير المخلفات ومراقبته. قد يتم تطبيق عقوبات على التخلص غير السليم.

ID

Jagalah lingkungan dengan tidak membuang produk ini bersama sampah rumah tangga Anda. Periksa peraturan pemerintah setempat tentang saran dan fasilitas daur ulang. Pembuangan yang tidak sesuai ketentuan dapat dikenakan denda.

MS

Lindungi alam sekitar dengan tidak melupuskan produk ini bersama sisa isi rumah anda. Rujuk pihak berkuasa tempatan anda tentang nasihat dan kemudahan kitar semula. Penalti boleh dikenakan untuk pelupusan yang tidak wajar.

10x 6341465		5x 6360037							
6x 6240495		2x 6355727	1x 6031962	7x 6075057	6x 6348148	3x 6296799	2x 6308000	12x 6310268	16x 6116604
1x 6284572		2x 4624086	2x 4288513	37x 4112982	1x 6332580	1x 6356406	2x 6196548	1x 6359881	3x 302126
1x 6440382	8x 4560178	2x 4666579	1x 6374166	4x 4124067	4x 6378120	3x 6282140	21x 6279875	2x 4106513	1x 383926
13x 6168642		2x 6236425	4x 4114077	3x 4124067	1x 4504379	2x 6284699	1x 452926	1x 4140588	1x 6018805
1x 6276148	2x 6006221	11x 4113917	1x 4114306	1x 4114324	4x 307021	1x 6227901	2x 403226	1x 6234806	4x 6018805
1x 6298930	4x 4514842	55x 6148262	1x 4114084	1x 4114324	3x 4142865	2x 4504382	2x 4109810	2x 6336989	1x 243126
4x 4651445	1x 6440383	1x 6368620	1x 6321305	1x 4114324	1x 6336210	1x 302426	1x 6195325	1x 6093525	1x 371026
2x 307001	1x 6368620	5x 6300317	1x 6450348	1x 4114324	1x 302321	2x 4504382	2x 4512363	1x 6425507	1x 6167800
1x 4161326	13x 6057517	3x 6024495	2x 6267489	1x 4509897	1x 6450369	1x 4623113	7x 3200026	1x 6474917	1x 6174917
1x 4160857	30x 4159553	4x 6383295	2x 6058093	2x 6156462	1x 6129995	2x 6380236	2x 300426	1x 368026	1x 4525078
6x 6252200	1x 6360078	1x 6251252	1x 6251252	2x 6156462	1x 6305110	1x 6245281	2x 6092585	2x 4124096	1x 4124096
4x 4547489	2x 4125253	1x 4114026	1x 4113916	1x 6246845	2x 6290456	2x 6245281	1x 4144024	1x 4144024	1x 6089119
1x 306901	2x 4125253	1x 4114026	5x 4113233	2x 6403046	2x 4505757	2x 473326	1x 306926	2x 4180087	6x 6194233
1x 6232029	4x 4547489	1x 6440381	13x 4113916	1x 6403046	1x 6129995	1x 6305110	1x 306926	2x 4180087	4x 4142135
	1x 4112980	2x 4114064	1x 4113916	1x 6403046	1x 6129995	1x 6305110	4x 6313116	3x 362326	2x 6328408
	1x 6342671	2x 4114064	5x 4113233	1x 4206482	1x 6129995	1x 6305110	2x 4538456	1x 408326	2x 6328408
		2x 4114064	1x 4114319	1x 4206482	1x 6129995	1x 6305110	2x 6330086	2x 6435928	2x 370626
		2x 4114064	3x 4114309	1x 4504381	1x 6129995	1x 6305110	1x 6016172	2x 6435928	9x 366626
		2x 4114064	3x 4114309	1x 4504381	1x 6129995	1x 6305110	1x 6016172	2x 6435928	9x 366626

4

5

6

- 4x 663626
- 2x 6101857
- 1x 303426
- 4x 4645732
- 3x 4514845
- 2x 246526
- 1x 428226
- 18x 6135287
- 4x 6270055
- 2x 6269971
- 1x 306928

- 1x 302328
- 2x 6047426
- 1x 6440388
- 1x 4542391
- 1x 6116259
- 1x 6450235
- 1x 6062166
- 2x 371028
- 2x 6133852
- 16x 303428
- 1x 6443328
- 1x 6455389
- 1x 6353089
- 1x 6247798

- 1x 6447576
- 1x 6245206
- 1x 6306748
- 2x 6254552
- 1x 6278710
- 1x 6239418
- 1x 6337639
- 2x 6254256
- 2x 6251295
- 1x 6247793
- 1x 6337597
- 1x 6238674
- 1x 6447567
- 2x 6267125

- 1x 6240515
- 1x 6254564
- 1x 6411773
- 5x 6061678
- 1x 6435720
- 1x 4624381
- 4x 4537251
- 1x 4164037
- 4x 4220632
- 1x 6422924
- 1x 6395622
- 4x 6099364
- 1x 6337632
- 1x 6319295


- 3x 6300322
- 9x 6040126
- 56x 6001824
- 20x 4549436
- 1x 6245275
- 1x 6388214
- 1x 6338985
- 1x 6328445
- 1x 6132790
- 6x 4530678
- 10x 6092591
- 2x 6228921
- 6x 6310836
- 1x 6002851

- 1x 6002849
- 1x 6028018
- 1x 6028022
- 5x 6396392
- 4x 6331865
- 1x 4255416
- 2x 4507045
- 1x 6450260
- 2x 6329820
- 1x 6344040

- 1x 4626904
- 1x 6001822
- 2x 6164288
- 1x 6254772
- 2x 6035326
- 2x 4507047
- 2x 6156492
- 2x 4251796
- 1x 4595709
- 1x 6096215
- 1x 6114515

- 1x 4528981
- 4x 6055171
- 3x 4504375
- 1x 4648340
- 1x 6214291
- 17x 6400754
- 18x 6369999
- 2x 4260493
- 1x 6454361
- 1x 6341975
- 10x 6348059
- 2x 6223913
- 4x 4550169

- 1x 4539090
- 1x 6450240
- 2x 6117418
- 21x 6357747
- 1x 6172233
- 1x 6323033
- 4x 6245265
- 2x 6314353
- 10x 6378797
- 5x 6422088
- 14x 6341968
- 7x 6215659
- 4x 6060731
- 4x 6186673
- 1x 6439053
- 6x 4221744



- 1x 4211045
- 2x 6271127
- 4x 6378143
- 1x 6083620
- 11x 4211103
- 1x 4211001
- 4x 4211053
- 2x 4211065
- 1x 6413109
- 1x 6388294
- 2x 4211100
- 1x 6266298
- 3x 6186825
- 2x 4667977
- 4x 4210998
- 1x 6266299
- 13x 4210997
- 4x 4211061


- 1x 6440397
- 1x 6435521
- 1x 6440394
- 1x 6454362
- 1x 6440386
- 1x 6440392
- 1x 6440389
- 1x 6364557
- 1x 6252374
- 1x 6236271
- 2x 6447569
- 1x 6337455
- 1x 6455546
- 1x 6237120

- 2x 6398008
- 1x 6408049
- 1x 6278089
- 3x 6272101
- 1x 6378168
- 11x 6209691
- 6x 6186672
- 3x 6295686
- 18x 4541873
- 1x 6404610
- 2x 6326425
- 1x 6138068
- 1x 4538126
- 3x 6323688

- 1x 6315780
- 2x 6380013
- 1x 6332586
- 39x 6194729
- 10x 6226437
- 2x 6259071
- 1x 6436364
- 1x 6278987
- 3x 4623298
- 41x 6058221
- 3x 6382784
- 4x 6468357
- 3x 6378109
- 2x 6331950

- 20x 6252667
- 9x 6328181
- 4x 6313874
- 1x 6337282
- 6x 6447568
- 7x 6226792
- 19x 6295366
- 32x 4519946
- 17x 6447565
- 14x 6447571
- 8x 6447573

- 2x 6447572
- 2x 6400315
- 4x 6177146
- 1x 6076674
- 1x 6413079
- 7x 6292154
- 1x 6440391
- 2x 6365746
- 1x 6360055
- 4x 6343854
- 1x 6429472
- 1x 6363146
- 1x 6450245
- 4x 6426723





YOU COULD WIN



YOU COULD WIN

Your feedback will help shape the future development of this product series.

Visit:

DU KÖNNTEST GEWINNEN

Dein Feedback trägt zur Weiterentwicklung dieser Produktreihe bei.

Geh auf:

VOUS POURRIEZ GAGNER

Vos commentaires nous aideront à concevoir les futurs produits de cette gamme.

Visitez :

POTRESTI VINCERE TU

La tua opinione ci aiuterà a migliorare la creazione futura di questa linea di prodotti.

Visita:

PUEDES GANAR

Tu opinión contribuirá al futuro de esta serie de productos.

Visita:

轻松获奖

您的反馈将有助于我们在今后改进本产品系列。

请访问:

[LEGO.com/productfeedback](https://www.lego.com/productfeedback)

You also have the chance to win a LEGO® set.

Terms and conditions apply.*

Außerdem hast du die Chance, ein LEGO® Set zu gewinnen.

Es gelten die Teilnahmebedingungen.*

Vous pourriez également gagner un ensemble LEGO®.

Des conditions s'appliquent.*

Hai anche la possibilità di vincere un set LEGO®.

Termini e condizioni sono applicabili.*

También tienes la oportunidad de ganar un set LEGO®.

Aplican términos y condiciones.*

您还有机会赢取乐高®套装。

条款和条件适用。*

*[LEGO.com/productfeedback-terms](https://www.lego.com/productfeedback-terms)

Disney
HOCUS
POCUS

LEGO and the LEGO logo are trademarks of the/sont des marques de commerce du/son marcas registradas de LEGO Group. ©2023 The LEGO Group.

©Disney

6469476